
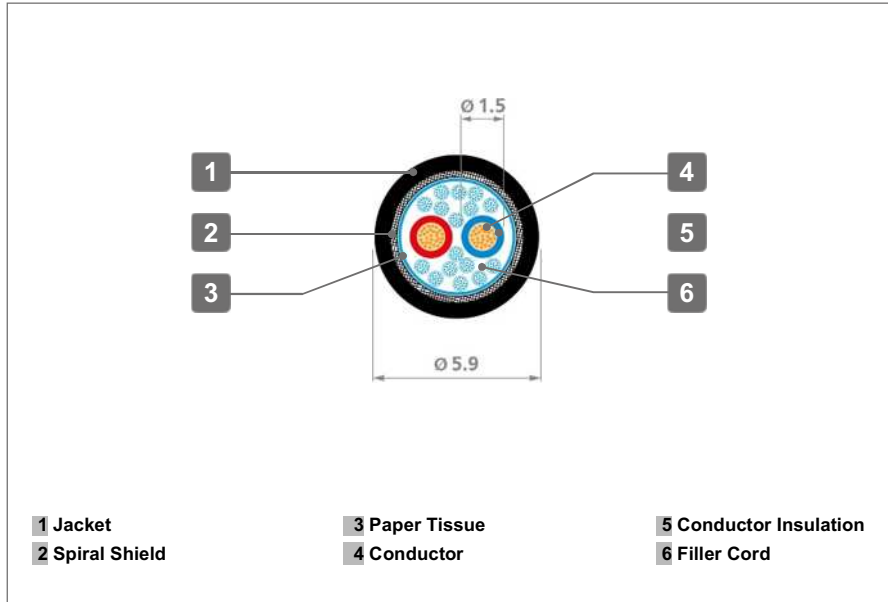


Microphone Cable 3.0mtr RMFM030

YME220

Microphone Cable, O.D. 5.9 mm, 0.22 mm² / AWG 24



MECHANICAL SPECIFICATION

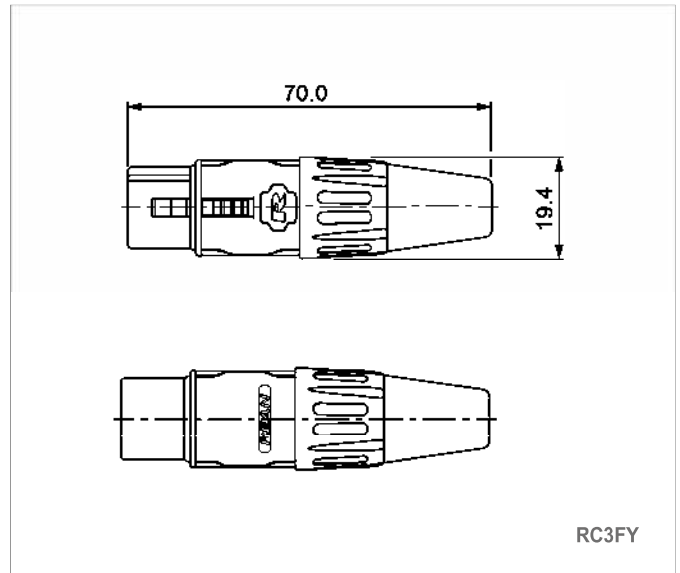
Composition of conductor	28 x 0.10 mm / 28 x AWG 38 bare annealed copper, OFC standard
Conductor insulation	LD-PE Ø 1.5 mm
Conductor color	Red & Blue
Composition of core	2 twisted cores 60 mm one turn, left hand
Spiral shield	85 x 0.10 mm, bare annealed copper, OFC standard Coverage > 90 %
Overall jacket material	PVC with restricted Substance: Cadmium: < 5 PPM ("Cadmium free") Lead: < 50 PPM Mercury: < 2 PPM Chromium: Not contained Hardness: 65 Shore-A
Jacket colour	Black (other colours on request)
Overall diameter	Ø 5.9 mm tolerance: +/- 0.2 mm
Working temperature - Mobile - Fixed	-5 °C to +70 °C -20 °C to +70 °C
Cable Printing	- Standard cable print - Customer cable print on request

ELECTRICAL SPECIFICATION

Conductor DC resistance	≤ 80 m Λ / m – 20 °C
Screen DC resistance	≤ 30 m Λ / m – 20 °C
Insulation resistance	> 1 G Λ / km – 20 °C, 500 V _{DC}
Capacitance 1 Conductor to Conductor	≤ 65 pF / m – 1 KHz
Capacitance 2 Conductor to Screen	≤ 115 pF / m – 1 KHz
Test voltage: Conductor to Conductor	500 V eff – 50 Hz, 1 Minute
Test voltage: Conductor / Screen	1.000 V eff – 50 Hz, 1 Minute

XLR Male Cable Connectors

Y Series



FEATURES

- *Rugged zinc diecast shell - long lasting and reliable*
- *Unique cage type female contact - increases conductivity*
- *Chuck type strain relief - best cable retention, easy to assemble*
- *Rubber boot kink protection - guarantees best cable protection and offers long cable life*
- *Robust latch locking - provides secure connection*

CONNECTOR

Type No.	Description
RC3FY	XLR 3-pole female cable connector, nickel metal housing, silver plated contacts

REAN[®]

XLR Female Cable Connectors

TECHNICAL DATA

ELECTRICAL

Contact resistance	<i>- initial</i>	< 10 m\wedge
	<i>- after 1'000 mating cycles</i>	< 20 m\wedge
Ground contact resistance		< 100 m\wedge
Dielectric strength		> 1 kV dc
Insulation resistance	<i>- initial</i>	> 1 G\wedge
	<i>- after damp heat test</i>	> 0.1 G\wedge

MECHANICAL

Lifetime		> 1'000 mating cycles
Mating force		< 50 N
Locking force (pull out locked connector)		> 250 N
Withdrawal force		< 20 N
Strain relief force (depending on cable O.D.)		> 100 N
Cable O.D. range		4.0 - 8.0 mm
Wiring type		Soldering
Max. wire size		2.5 mm² / AWG 14

MATERIAL

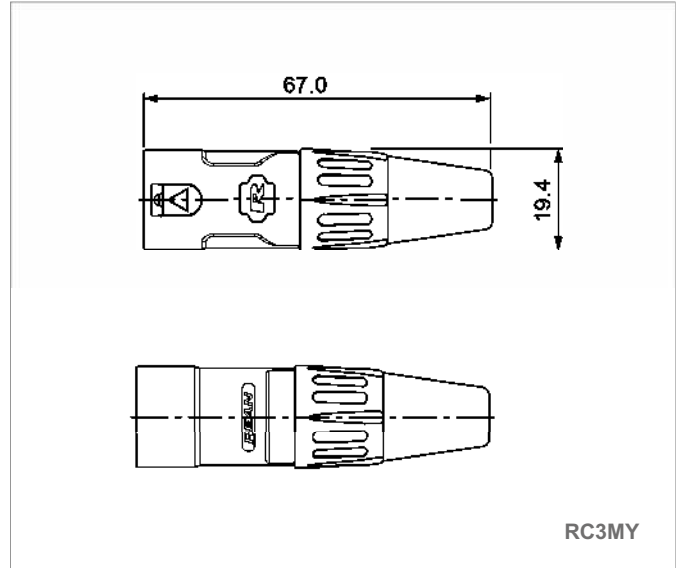
Shell (housing)		Zinc diecast
Shell plating		Ag
Insert		Nylon
Contacts		Bronze
Contact plating		Tin-cerium
Latch lock		Zinc diecast / CK67 (spring)
Latch lock plating		Ni
Strain relief (chuck)		POM
Bushing		Nylon
Boot		Nylon

ENVIRONMENTAL

Operating temperature		-20 °C to +70 °C
Protection class		IP 40
Solderability		Complies with IEC 68-2-20
Manufacturing standard		Complies with IEC 61076-2-103

XLR Male Cable Connectors

Y Series



FEATURES

- *Rugged zinc diecast shell - long lasting and reliable*
- *Chuck type strain relief - best cable retention, easy to assemble*
- *Rubber boot kink protection - guarantees best cable protection and offers long cable life*
- *Robust latch locking - provides secure connection*

CONNECTOR

Type No.	Description
RC3MY	XLR 3-pole male cable connector, nickel metal housing, silver plated contacts

REAN[®]

XLR Male Cable Connectors

TECHNICAL DATA

ELECTRICAL

Contact resistance	- initial	< 10 mΩ
	- after 1'000 mating cycles	< 20 mΩ
Ground contact resistance		< 100 mΩ
Dielectric strength		> 1 kV dc
Insulation resistance	- initial	> 1 GΩ
	- after damp heat test	> 0.1 GΩ

MECHANICAL

Lifetime		> 1'000 mating cycles
Mating force		< 50 N
Locking force (pull out locked connector)		> 250 N
Withdrawal force		< 20 N
Strain relief force (depending on cable O.D.)		> 100 N
Cable O.D. range		4.0 - 8.0 mm
Wiring type		Soldering
Max. wire size		2.5 mm² / AWG 14

MATERIAL

Shell (housing)		Zinc diecast
Shell plating		Ag
Insert		Nylon
Contacts		Brass
Contact plating		Tin-ceriumd
Strain relief (chuck)		POM
Bushing		Nylon
Boot		Nylon

ENVIRONMENTAL

Operating temperature		-20 °C to +70 °C
Protection class		IP 40
Solderability		Complies with IEC 68-2-20
Manufacturing standard		Complies with IEC 61076-2-103