



HUIYUAN ELECTRONIC CO.,LTD.

## TECHNOLOGY DATA SHEET & SPECIFICATIONS

---

MODEL: 3034Y1D-EHE-C

### Features

- High efficiency
- Low Power consumption
- General purpose leads
- Selected minimum intensities
- Available on tape and reel
- Pb free



### Descriptions

- The series is specially designed for applications requiring higher brightness
- The LED lamps are available with different colors, intensities, epoxy colors, etc
- Superior performance in outdoor environment

### Usage Notes:

- Surge will damage the LED
- When using LED, it must use a protective resistor in series with DC current about 20mA

### Applications

- Status indicators
- Commercial use
- Advertising Signs
- Back lighting



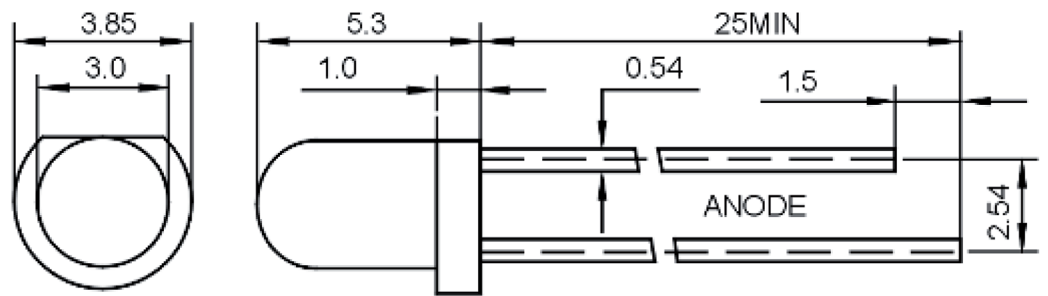
**TECHNOLOGY DATA SHEET & SPECIFICATIONS**

**MODEL: 3034Y1D-EHE-C**

**Device Selection Guide**

LED Part No.	Chip		Lens Color
	Material	Emitted Color	
3034Y1D-EHE-C	AlGaInP	Yellow	Color Diffused

**Package Dimensions**



UNIT:mm

**Notes:**

- Other dimensions are in millimeters, tolerance is 0.25mm except being specified.
- Protruded resin under flange is 1.5mm Max LED.
- Bare copper alloy is exposed at tie-bar portion after cutting.



## TECHNOLOGY DATA SHEET & SPECIFICATIONS

MODEL: 3034Y1D-EHE-C

### Absolute Maximum Rating ( $T_a=25^{\circ}\text{C}$ )

Parameter	Symbol	Absolute Maximum Rating	Unit
Forward Pulse Current	$I_{\text{FPM}}$	100	mA
Forward Current	$I_{\text{FM}}$	30	mA
Reverse Voltage	$V_{\text{R}}$	5	V
Power Dissipation	$P_{\text{D}}$	140	mW
Operating Temperature	$T_{\text{opr}}$	-40~+80	$^{\circ}\text{C}$
Storage Temperature	$T_{\text{stg}}$	-40~+100	$^{\circ}\text{C}$
Soldering Heat (5s)	$T_{\text{sol}}$	260	$^{\circ}\text{C}$

### Electro-Optical Characteristics ( $T_a=25^{\circ}\text{C}$ )

Parameter	Symbol	Min.	Typ.	Max.	Unit	Test Condition
Luminous Intensity	$I_{\text{v}}$	1000	---	1500	mcd	IF=20mA(Note1)
Viewing Angle	$2\theta_{1/2}$	---	60	---	Deg	(Note 2)
Peak Emission Wavelength	$\lambda_{\text{p}}$	580	---	595	nm	IF=20mA
Spectral Line Half-Width	$\Delta\lambda$	15	20	25	nm	IF=20mA
Forward Voltage	$V_{\text{F}}$	1.9	---	2.3	V	IF=20mA
Reverse Current	$I_{\text{R}}$	---	---	10	$\mu\text{A}$	VR=5V

#### Note:

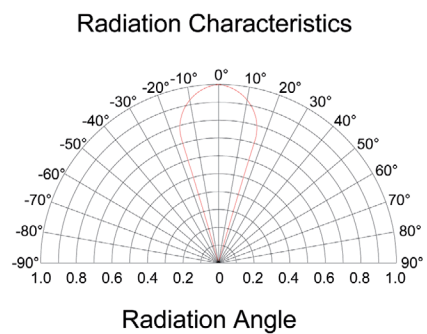
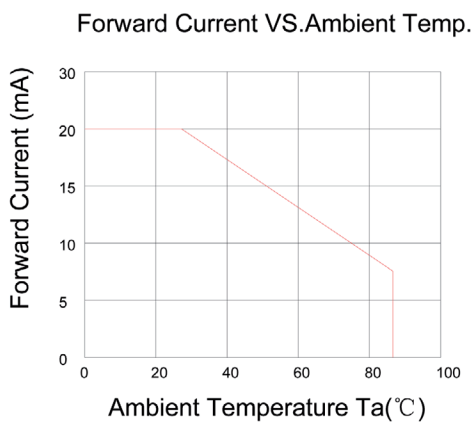
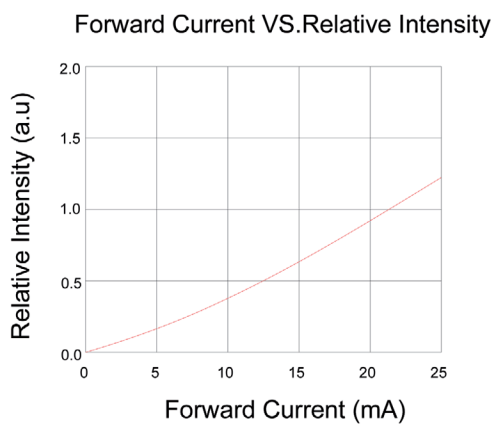
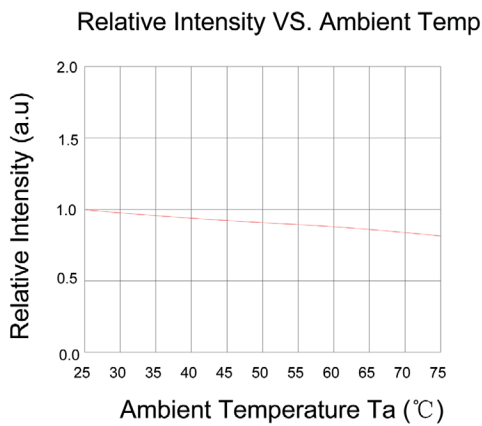
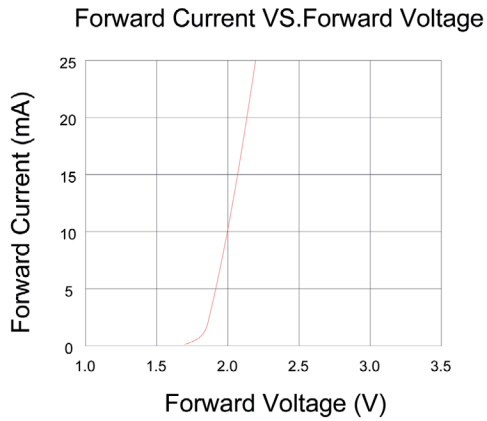
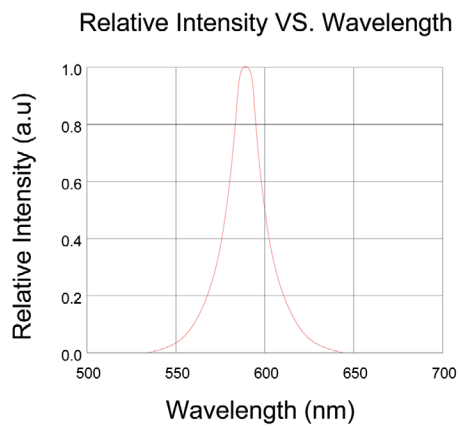
1. Luminous intensity is measured with a light sensor and filter combination that approximates the CIE eye-response curve.
2.  $\theta_{1/2}$  is the off-axis angle at which the luminous intensity is half the axial luminous intensity.



# TECHNOLOGY DATA SHEET & SPECIFICATIONS

MODEL: 3034Y1D-EHE-C

## Typical Electro-Optical Characteristics Curves





HUIYUAN ELECTRONIC CO.,LTD.

## TECHNOLOGY DATA SHEET & SPECIFICATIONS

---

MODEL: 3034Y1D-EHE-C

### Notes

1. Above specification may be changed without notice. HYLEd will reserve authority on material change for above specification.
2. When using this product, please observe the absolute maximum ratings and the instructions for using outlined in these specification sheets. HYLEd assumes no responsibility for any damage resulting from use of the product which does not comply with the absolute maximum ratings and the instructions included in these specification sheets.
3. These specification sheets include materials protected under copyright of HYLEd corporation. Please don't reproduce or cause anyone to reproduce them without HYLEd's consent.