



TEMPERATURE MONITORING RELAY FOR PT100, EXCEEDING OF 1 THRESH. VAL., WIDTH 22ND5 MM 0 C - 200 C, 24V AC/DC 1 NO + 1 NC, CLOSED-CIRC.PRINC. SCREW CONNECTION

Figure similar

General technical data:




Type of voltage		AC/DC
Supply voltage frequency 1 for auxiliary and control current circuit		
• Initial rated value	Hz	50
• Final rated value	Hz	60
Control supply voltage 1 with AC		
• at 50 Hz Rated value	V	24
• at 60 Hz — Rated value	V	24
Control supply voltage 1 for DC		
• Rated value	V	24
Number of measuring circuits		1
Product function		
• Fault storage		No
• External reset		No
Measurable temperature		
• initial value	°C	0
• Full-scale value	°C	200
Equipment marking acc. to DIN EN 61346-2		K
Equipment marking acc. to DIN 40719 extended according to IEC 204-2 acc. to IEC 750		K
Ambient temperature during operation	°C	-25 ... +60

Mechanical data:

Type of electrical connection		
--------------------------------------	--	--

<ul style="list-style-type: none"> • for auxiliary and control current circuit • Plug-in socket 		screw-type terminals Yes
Design of the sensor connectable		PT100 (resistance sensor)
Number of NC contacts for auxiliary contacts		1
Number of NO contacts for auxiliary contacts		1
Number of CO contacts for auxiliary contacts		0
Width	mm	22.5
Height	mm	83
Depth	mm	91

Certificates/ approvals:

General Product Approval	Test Certificates	other
 CCC  EAC  UL	Special Test Certificate	Environmental Confirmations Declaration of Conformity

Further information

Information- and Downloadcenter (Catalogs, Brochures,...)

<http://www.siemens.com/industrial-controls/catalogs>

Industry Mall (Online ordering system)

<http://www.siemens.com/industrymall>

Cax online generator

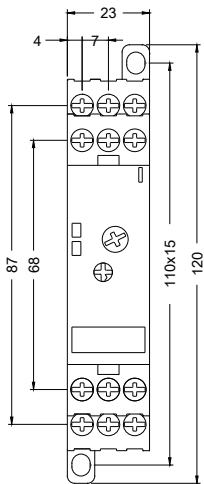
<http://support.automation.siemens.com/WW/CAXorder/default.aspx?lang=en&mlfb=3RS10001CD20>

Service&Support (Manuals, Certificates, Characteristics, FAQs,...)

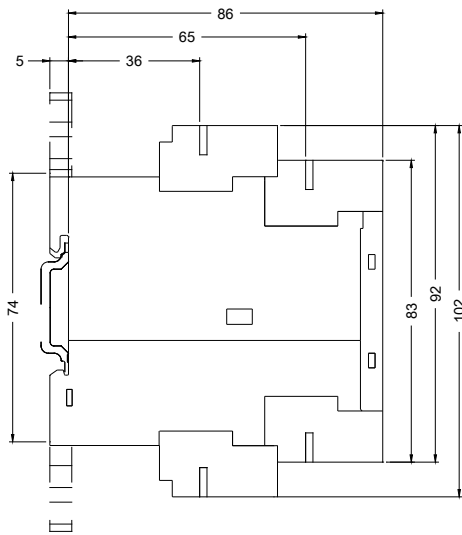
<http://support.automation.siemens.com/WW/view/en/3RS10001CD20/all>

Image database (product images, 2D dimension drawings, 3D models, device circuit diagrams, EPLAN macros, ...)

<http://www.automation.siemens.com/bilddb/index.aspx?attID9=3RS10001CD20&lang=en>



last modified:



09.03.2015