



CIRCUIT-BREAKER, 0.22...0.32A N-RELEASE 4.2 A, SIZE S00, MOTOR PROTECTION, CLASS 10, SCREW CONNECTION STANDARD BREAKING CAPACITY

Figure similar

product brand name		SIRIUS
Product designation		circuit breaker
Design of the product		for motor protection

General technical data:

Active power loss total typical	W	5
Shock resistance		25g / 11 ms
Surge voltage resistance Rated value	V	6 000
Mechanical service life (switching cycles)		
• of the main contacts typical		100 000
Protection class IP		
• on the front		IP20
Equipment marking		
• acc. to DIN EN 61346-2		Q

Main circuit:

Number of poles for main current circuit		3
Adjustable response value current of the current-dependent overload release	A	0.22 ... 0.32
Operating voltage		
• Rated value	V	690
• at AC-3 Rated value maximum	V	690
Operating current		
• at AC-3		
— at 400 V Rated value	A	0.32
Operating power		
• at AC-3		

— at 400 V Rated value	kW	0.09
Operating frequency		
• at AC-3 maximum	1/h	15
Auxiliary circuit:		
Number of CO contacts		
• for auxiliary contacts		0
Product expansion Auxiliary switch		Yes
Protective and monitoring functions:		
Trip class		CLASS 10
Maximum short-circuit current breaking capacity (Icu)		
• with AC at 240 V Rated value	kA	100
• with AC at 400 V Rated value	kA	100
• with AC at 500 V Rated value	kA	100
• with AC at 690 V Rated value	kA	100
Short-circuit:		
Design of the overcurrent release and short-circuit release		thermomagnetic
Installation/ mounting/ dimensions:		
mounting position		any
Mounting type		screw and snap-on mounting onto 35 mm standard mounting rail according to DIN EN 50022
Height	mm	90
Width	mm	45
Depth	mm	81
Required spacing		
• with side-by-side mounting		
— Backwards	mm	0
— at the side	mm	0
Connections/ Terminals:		
Type of electrical connection		
• for main current circuit		screw-type terminals
• for auxiliary and control current circuit		screw-type terminals
Arrangement of electrical connectors for main current circuit		front side
Product function		
• removable terminal for auxiliary and control circuit		No
Type of connectable conductor cross-section		
• for main contacts		
— solid		2x (0.5 ... 1.5 mm ²), 2x (0.75 ... 2.5 mm ²)
— stranded		2x (0.5 ... 1.5 mm ²), 2x (0.75 ... 2.5 mm ²)

- finely stranded with core end processing
- for AWG conductors for main contacts

2x (0.5 ... 1.5 mm²), 2x (0.75 ... 2.5 mm²)
2x (18 ... 14)

Safety related data:

Protection against electrical shock finger-safe

Mechanical data:

Size of the circuit-breaker S00






Ambient conditions:

Installation altitude at height above sea level maximum m 2 000

Ambient temperature

- during operation °C -20 ... +60
- during storage °C -50 ... +80
- during transport °C -50 ... +80

Certificates/ approvals:

General Product Approval	Test Certificates	Shipping Approval
 CCC  CSA  EAC	Special Test Certificate	 ABS  BUREAU VERITAS

Shipping Approval



other

[other](#) [Confirmation](#) [Environmental Confirmations](#) [Declaration of Conformity](#)



Further information

Information- and Downloadcenter (Catalogs, Brochures,...)

<http://www.siemens.com/industrial-controls/catalogs>

Industry Mall (Online ordering system)

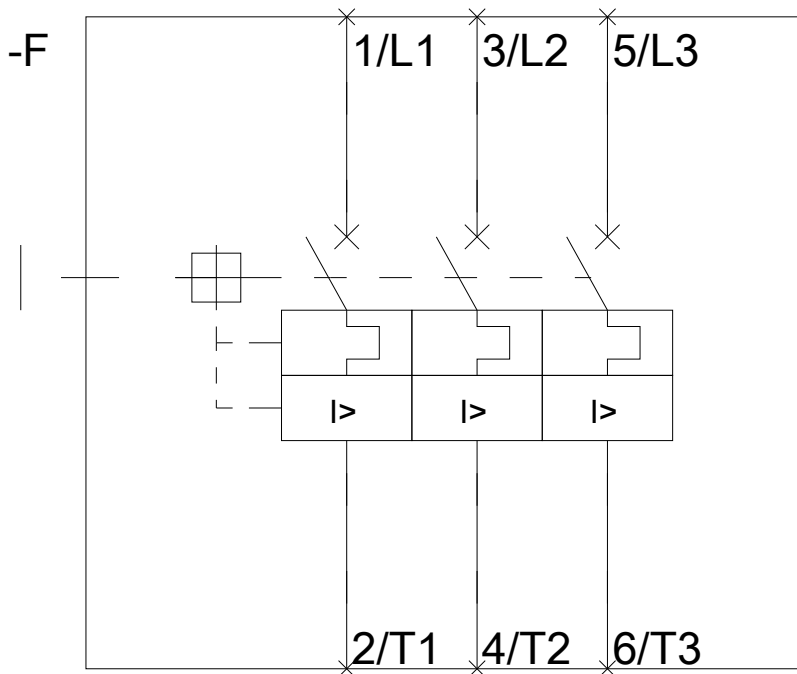
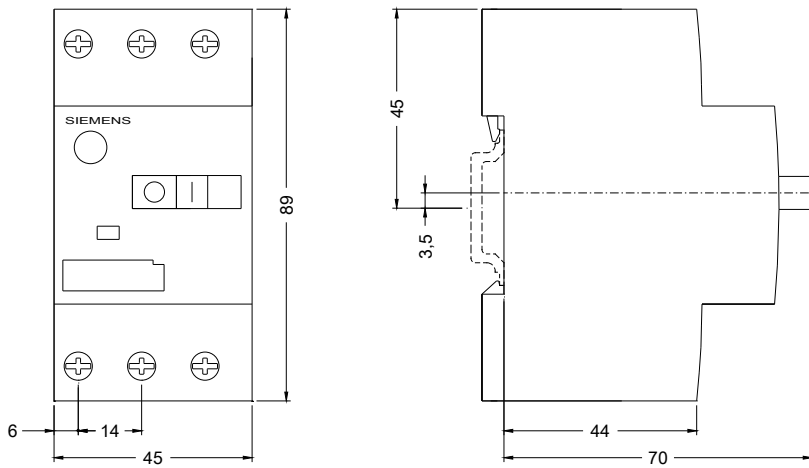
<http://www.siemens.com/industrymall>

Cax online generator

<http://support.automation.siemens.com/WW/CAXorder/default.aspx?lang=en&mlfb=3RV10110DA10>

Service&Support (Manuals, Certificates, Characteristics, FAQs,...)

<http://support.automation.siemens.com/WW/view/en/3RV10110DA10/all>



last modified:

11.03.2015