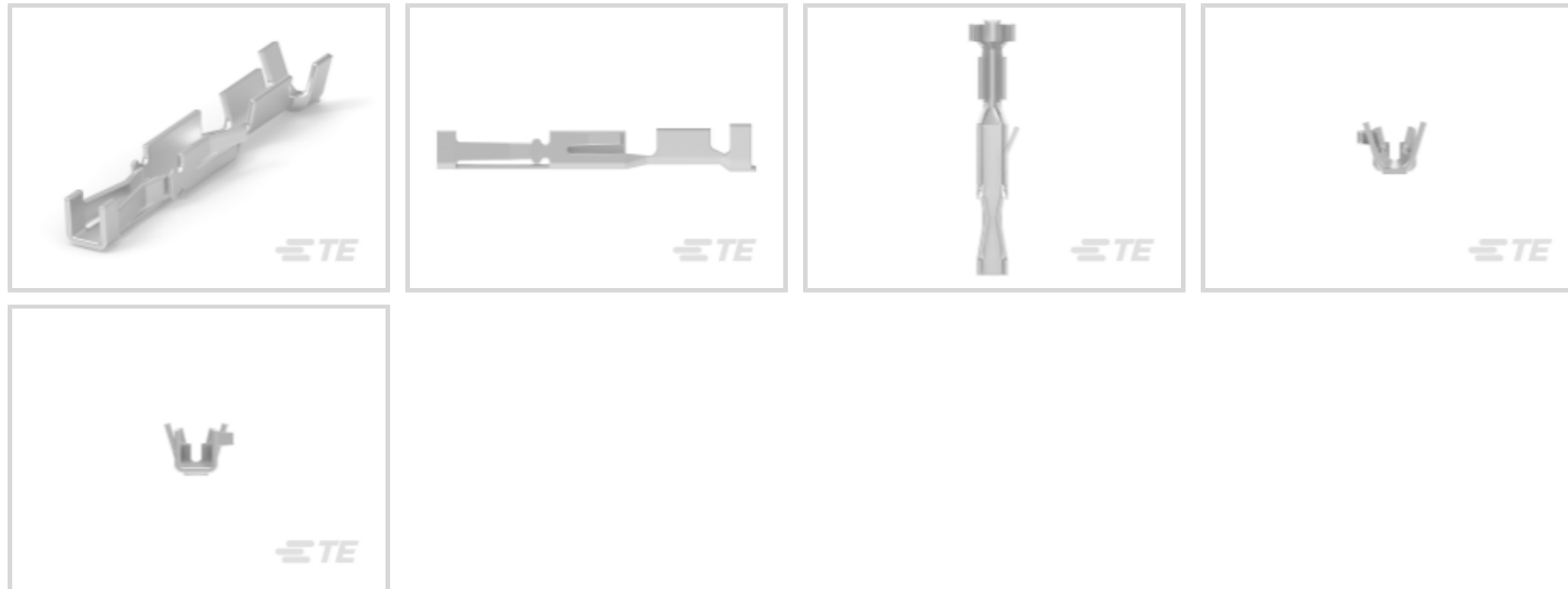




Connectors > PCB Connectors > Wire-to-Board Connectors > Wire-to-Board Connector Contacts > HE13/HE14 Contacts



Contact Type: **Socket**

Connector System: **Wire-to-Board**

Number of Positions: **1**

Centerline (Pitch): **2.54 mm [.1 in]**

Wire Size: **28 – 24 AWG**

[All HE13/HE14 Contacts \(4\)](#)

Features

Product Type Features

Connector System	Wire-to-Board
Connector & Contact Terminates To	Wire & Cable

Configuration Features

Compatible With Wire & Cable Type	Discrete Wire
Number of Positions	1

Contact Features

Mating Square Post Dimension	.63 mm [.024 in]
Contact Mating Area Plating Material Thickness	2.5 μm
Contact Base Material	Phosphor Bronze
Contact Type	Socket
Contact Mating Area Plating Material	Tin
Contact Current Rating (Max)	3 A



Termination Features

Termination Method to Wire & Cable	Insulation Displacement (IDC)
------------------------------------	-------------------------------

Mechanical Attachment

Connector Mounting Type	Cable Mount (Free-Hanging)
-------------------------	----------------------------

Housing Features

Centerline (Pitch)	2.54 mm[.1 in]
--------------------	----------------

Dimensions

Compatible Insulation Diameter Range	.8 – 1.5 mm[.032 – .059 in]
Wire Size	.08 – .24 mm ²

Usage Conditions

Operating Temperature Range	-40 – 100 °C[-40 – 212 °F]
-----------------------------	----------------------------

Operation/Application

Circuit Application	Signal
---------------------	--------

Packaging Features

Packaging Quantity	200
Packaging Method	Loose Piece

Product Compliance

[For compliance documentation, visit the product page on TE.com>](#)

EU RoHS Directive 2011/65/EU	Compliant
EU ELV Directive 2000/53/EC	Compliant
China RoHS 2 Directive MIIT Order No 32, 2016	No Restricted Materials Above Threshold
EU REACH Regulation (EC) No. 1907/2006	Current ECHA Candidate List: JUNE 2023 (235) Candidate List Declared Against: JUNE 2023 (235) Does not contain REACH SVHC
Halogen Content	Low Halogen - Br, Cl, F, I < 900 ppm per homogenous material. Also BFR/CFR/PVC Free
Solder Process Capability	Not applicable for solder process capability

Product Compliance Disclaimer

This information is provided based on reasonable inquiry of our suppliers and represents our current actual knowledge based on the information they provided. This information is subject to change. The part numbers that TE has identified as EU RoHS compliant have a maximum concentration of 0.1% by weight in homogenous materials for lead, hexavalent

chromium, mercury, PBB, PBDE, DBP, BBP, DEHP, DIBP, and 0.01% for cadmium, or qualify for an exemption to these limits as defined in the Annexes of Directive 2011/65/EU (RoHS2). Finished electrical and electronic equipment products will be CE marked as required by Directive 2011/65/EU. Components may not be CE marked. Additionally, the part numbers that TE has identified as EU ELV compliant have a maximum concentration of 0.1% by weight in homogenous materials for lead, hexavalent chromium, and mercury, and 0.01% for cadmium, or qualify for an exemption to these limits as defined in the Annexes of Directive 2000/53/EC (ELV). Regarding the REACH Regulation, the information TE provides on SVHC in articles for this part number is based on the latest European Chemicals Agency (ECHA) 'Guidance on requirements for substances in articles' posted at this URL: <https://echa.europa.eu/guidance-documents/guidance-on-reach>

Compatible Parts



TE Part # CAT-AM74-H3401F
HE13/HE14 Crimp Housings



TE Part # 2063880-1
SDE COMMERCIAL TOOL & DIE



TE Part # 2393337-2
SDE F HE14 28-24 DIE SET




TE Part # 2393337-1
SDE F HE14 28-24 ASSY

REPRESENTATION ONLY. DIE SET MAY VARY. TE



TE Part # 947679-1
HE-14 P.G.HANDTOOL


Also in the Series | AMPMODU HE 13/HE 14




Insertion & Extraction Tools(1)



PCB Headers & Receptacles(83)

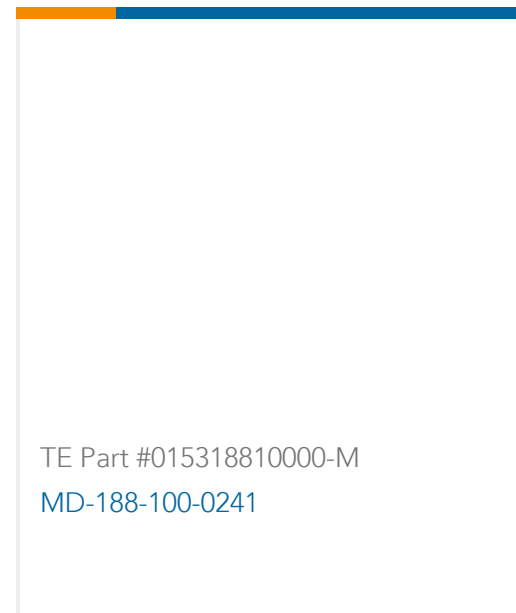


Wire-to-Board Connector Assemblies & Housings(131)



Wire-to-Board Connector Contacts(4)

Customers Also Bought



Documents

Product Drawings

[CONTACT REC HE14 COSI LOOSE P](#)

English

[CONTACT REC HE14 COSI LOOSE P](#)

English

CAD Files

[3D PDF](#)

3D

Customer View Model

[ENG_CVM_CVM_182734-2_P1.2d_dxf.zip](#)

English

Customer View Model

[ENG_CVM_CVM_182734-2_P1.3d_igs.zip](#)

English

Customer View Model

[ENG_CVM_CVM_182734-2_P1.3d_stp.zip](#)

English

By downloading the CAD file I accept and agree to the [Terms and Conditions](#) of use.

Product Specifications

[Application Specification](#)

English

Product Environmental Compliance

[MD_182734-2_06092014732_dmtec](#)

English

[MD_182734-2_06092014732_dmtec](#)

English