

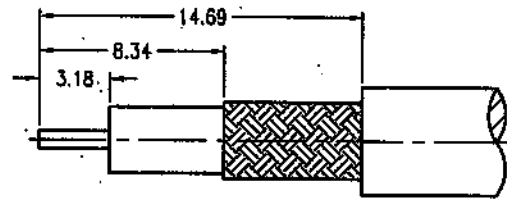
NOTES:

1. MATERIALS AND FINISHES:
 BODY - BRASS, NICKEL PLATING
 CONTACT - ZINC DIECAST & PHOSPHOR BRONZE, GOLD PLATING
 INSULATOR - TEFLON
2. ELECTRICAL:
 A. IMPEDANCE: 50 OHM
 B. FREQUENCY RANGE: DC 0-4 GHz
 C. DIELECTRIC WITHSTANDING VOLTAGE: 1500 VRMS, MIN.
3. MECHANICAL:
 A. DURABILITY: 500 CYCLES MIN.
 B. TEMPERATURE RANGE: - 65°C to +165°C
4. WHEN CRIMPING CONTACT PIN TO CABLE, CRIMP WITH AMPHENOL TOOL 227-944 (M22520/5-01) AND DIE SET 227-1221-11, CAVITY 'B' (M22520/5-11, CLOSURE 'B')
5. WHEN CRIMPING FERRULE TO CABLE, CRIMP WITH AMPHENOL TOOL 227-944 (M22520/5-01) AND DIE SET 227-1227-11, CAVITY 'A' (M22520/5-11, CLOSURE 'A')


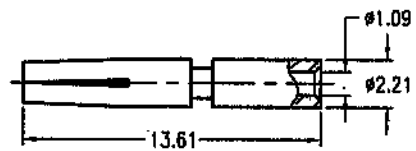
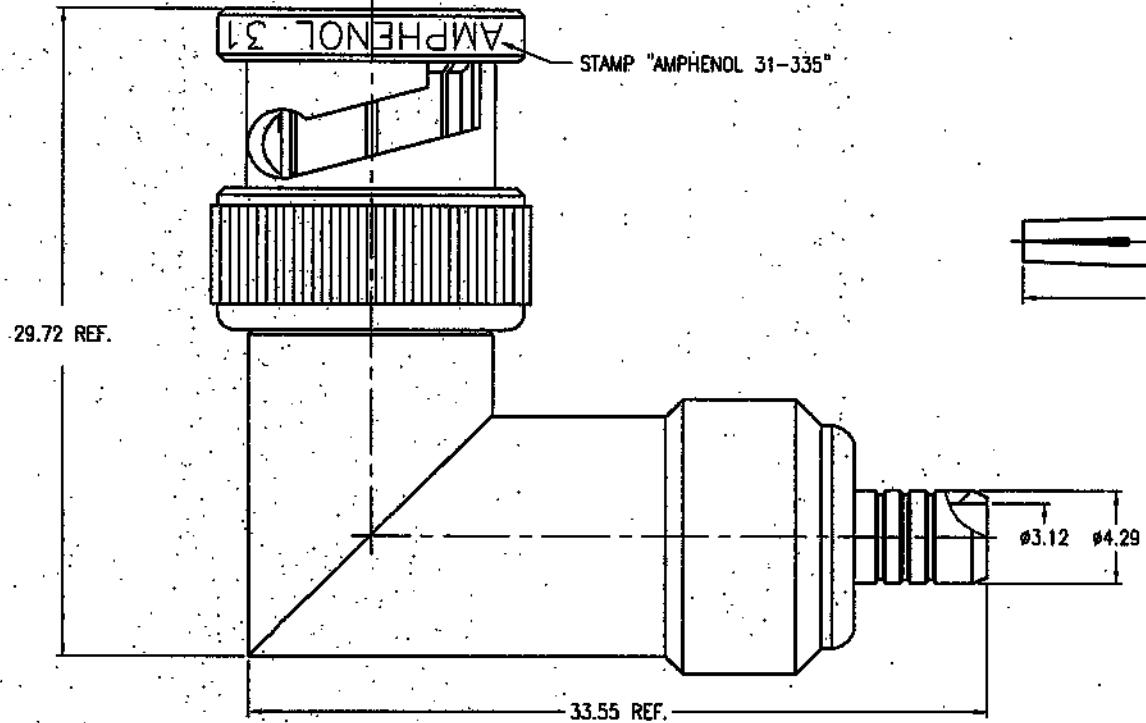
THIRD ANGLE PROJ.

REVISIONS

REV	DESCRIPTION	DATE	ECO	APPR
B	SEE SHEET 1	18-Nov-05	--	--
C	SEE SHEET 1	04-Mar-08	--	ANGELA.W
U	REDRAWN TO UPDATE FORMAT	6-Jan-08	47239	



RECOMMENDED CABLE STRIPPING DIM'S



CUSTOMER OUTLINE DRAWING
 ALL OTHER SHEETS ARE FOR INTERNAL USE ONLY

UNLESS OTHERWISE SPECIFIED, DIMENSIONS ARE IN METRIC AND TOLERANCES ARE: 0.5 - 8mm ±0.1mm 8 - 30mm ±0.2mm 30 - 120mm ±0.3mm ANGLES ±1°	MATERIAL	DRAWN SUSAN	DATE 04-Mar-08	TITLE BNC RIGHT ANGLE PLUG MIL-CRIMP BNC RIGHT ANGLE PLUG MIL-CRIMP(FOR RG-58/U CABLE)			Amphenol RF Danbury CT USA, Tainan Taiwan, Shenzhen China www.amphenolrf.com	
	REFERENCE	ENGINEER CISSY	DATE 04-Mar-08	SCALE: 3/1	SHEET 2 OF 2		DRAWING NO. 31-335	
NOTICE - These drawings, specifications, or other data (1) are, and remain the property of Amphenol Corp. (2) must be returned upon request; and (3) are confidential and not to be disclosed to any person other than those to whom they are given by Amphenol Corp. The furnishing of these drawings, specifications, or other data by Amphenol Corp., or to any other person to anyone for any purpose is not to be regarded by implication or otherwise in any manner licensing, granting rights or permitting such holder or any other person to manufacture, use or sell any product, process or design, patented or otherwise, that may in any way be related to or disclosed by said drawings, specifications, or other data.	FINISH	APPROVED ANGELA.W	DATE 04-Mar-08	DWG SIZE B	CODE ID 74868	REV U	ITEM NO. 31-335	
								PART NO. 31-335