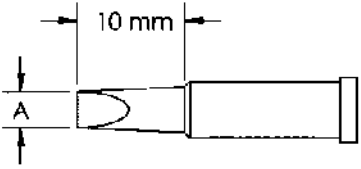
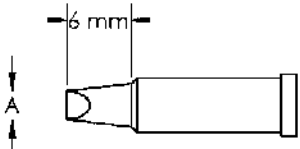
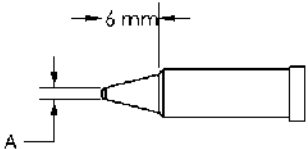
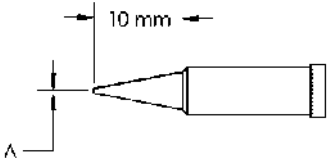
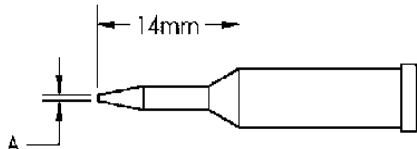
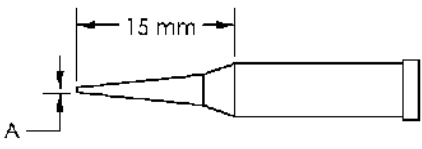
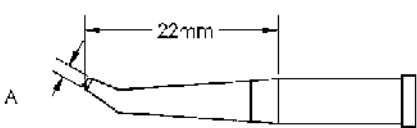
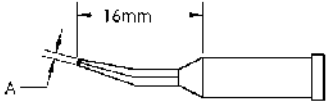
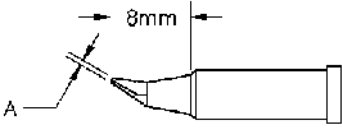
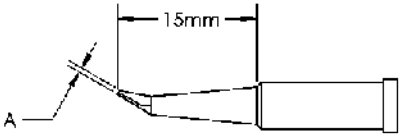
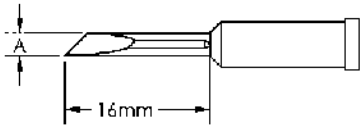
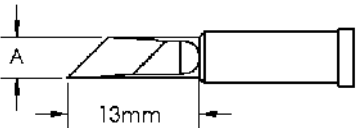
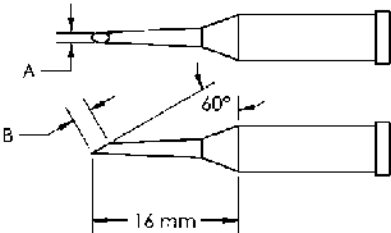
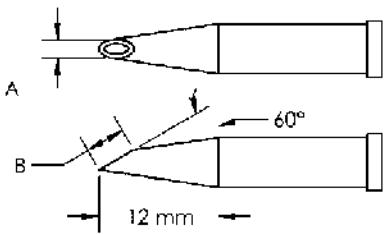
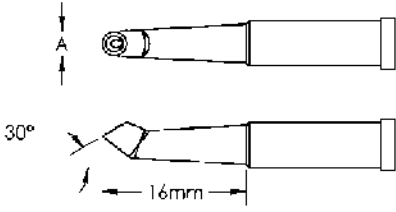
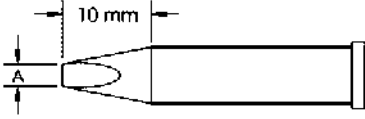
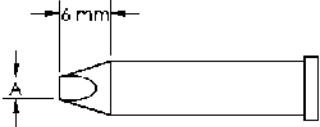
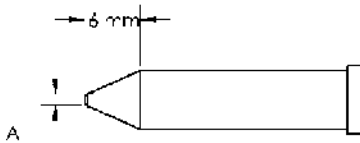
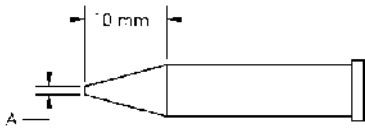
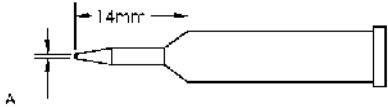
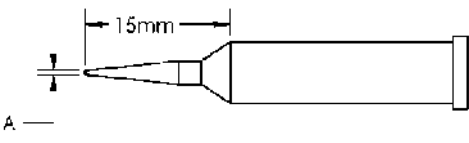
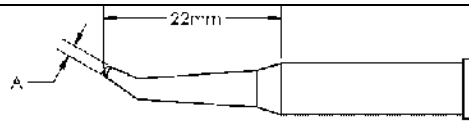
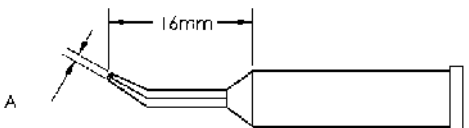
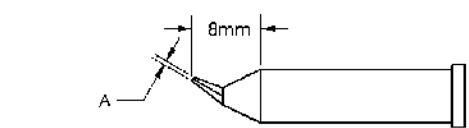
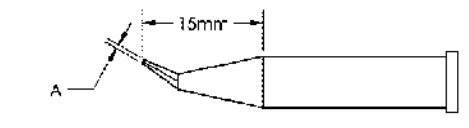
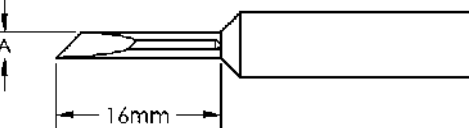
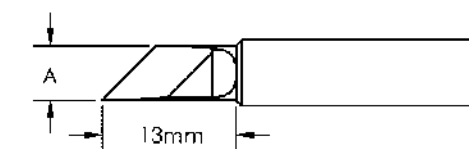
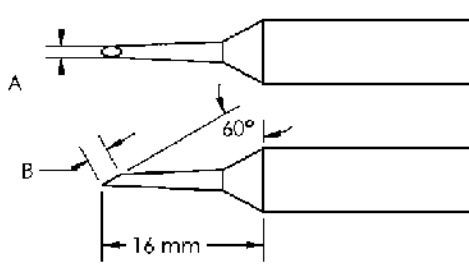


	Part Number	Dimension A x Length
<b>GT4 Family of Tips - Chisel</b>		
	GT4-CH0010S GT4-CH0014S GT4-CH0018S GT4-CH0025S GT4-CH0032S GT4-CH0040S	1.0 x 10 mm 1.4 x 10 mm 1.8 x 10 mm 2.5 x 10 mm 3.2 x 10 mm 4.0 x 10 mm
	GT4-CH0010P GT4-CH0014P GT4-CH0018P GT4-CH0025P GT4-CH0032P GT4-CH0040P	Power, 1.0 x 6.0 mm Power, 1.4 x 6.0 mm Power, 1.8 x 6.0 mm Power, 2.5 x 6.0 mm Power, 3.2 x 6.0 mm Power, 4.0 x 6.0 mm
<b>GT4 Family of Tips - Conical</b>		
	GT4-CN0005P GT4-CN0010P	Power, ( $\emptyset$ X L) 0.5 x 6.0 mm Power, ( $\emptyset$ X L) 1.0 x 6.0 mm
	GT4-CN0005S	( $\emptyset$ X L) 0.5 x 10.0 mm
	GT4-CN0005A GT4-CN0010A	Access, ( $\emptyset$ X L) 0.5 x 14.0 mm Access, ( $\emptyset$ X L) 1.0 x 14.0 mm
	GT4-CN1502A GT4-CN1505A	Sharp, ( $\emptyset$ X L) 0.2 x 15.0 mm Sharp, ( $\emptyset$ X L) 0.5 x 15.0 mm
	GT4-CN2213R	Bent, Reach, ( $\emptyset$ X L) 1.3 x 22.0 mm

	Part Number	Dimension A x Length
<b>GT4 Family of Tips - Conical</b>		
	GT4-CN1608R	Bent, Access, (Ø X L) 0.8 x 16.0 mm
	GT4-CN0002R GT4-CN0004R	Bent, (Ø X L) 0.2 x 8.0 mm Bent, (Ø X L) 0.4 x 8.0 mm
	GT4-CN1505R	Conical, Bent, Reach, (Ø X L) 0.5 x 15.0 mm
<b>GT4 Family of Tips - Knife</b>		
	GT4-KN0025S GT4-KN0040S	2.5 x 16.0 mm, 45° 4.0 x 16.0 mm, 45°
	GT4-KN0025P GT4-KN0040P	Power, 2.5 x 13.0 mm, 45° Power, 4.0 x 13.0 mm, 45°
<b>GT4 Family of Tips - Hoof</b>		
	GT4-HF6010S GT4-HF6015S GT4-HF6020S GT4-HF6030S	(Bevel/L) 60° x 2.0, (Ø X L) 1.0 x 16.0 mm (Bevel/L) 60° x 3.0, (Ø X L) 1.5 x 16.0 mm (Bevel/L) 60° x 4.0, (Ø X L) 2.0 x 16.6 mm (Bevel/L) 60° x 6.0, (Ø X L) 3.0 x 16.0 mm
	GT4-HF6010V GT4-HF6015V GT4-HF6020V GT4-HF6030V	Concave, (Bevel/L) 60° x 2.1mm, (Ø X L) 1.0 x 12.0 mm Concave, (Bevel/L) 60° x 3.1mm, (Ø X L) 1.5 x 12.0 mm Concave, (Bevel/L) 60° x 4.1 mm, (Ø X L) 2.0 x 12.0 mm Concave, (Bevel/L) 60° x 6.1 mm, (Ø X L) 3.0 x 12.0 mm

	Part Number	Dimension A x Length
	GT4-HF3025V	Concave, Bent 30°, (Bevel/L) 30° x 3.0 mm, (Ø X L) 2.5 x 16.0 mm
<b>T6 Family of Tips - Chisel</b>		
	GT6-CH0010S GT6-CH0014S GT6-CH0018S GT6-CH0025S GT6-CH0032S GT6-CH0040S GT6-CH0050S GT6-CH0060S	1.0 x 10.0 mm 1.4 x 10.0 mm 1.8 x 10.0 mm 2.5 x 10.0 mm 3.2 x 10.0 mm 4.0 x 10.0 mm 5.0 x 10.0 mm 6.0 x 10.0 mm
	GT6-CH0010P GT6-CH0014P GT6-CH0018P GT6-CH0025P GT6-CH0032P GT6-CH0040P GT6-CH0050P GT6-CH0060P	Power, 1.0 x 6.0 mm Power, 1.4 x 6.0 mm Power, 1.8 x 6.0 mm Power, 2.5 x 6.0 mm Power, 3.2 x 6.0 mm Power, 4.0 x 6.0 mm Power, 5.0 x 6.0 mm Power, 6.0 x 6.0 mm
<b>T6 Family of Tips - Conical</b>		
	GT6-CN0005P GT6-CN0010P	Power, (Ø X L) 0.5 x 6.0 mm Power, (Ø X L) 1.0 x 6.0 mm
	GT6-CN0005S	(Ø x L) 0.5 x 10.0 mm
	GT6-CN0005A GT6-CN0010A	Conical, Access, (Ø X L) 0.5 x 14.0 mm Conical, Access, (Ø X L) 1.0 x 14.0 mm

	Part Number	Dimension A x Length
	GT6-CN1502A GT6-CN1505A	Conical, Sharp, ( $\varnothing$ X L) 0.2 x 15.0 mm Conical, Sharp, ( $\varnothing$ X L) 0.5 x 15.0 mm
	GT6-CN2213R	Conical, Bent, Reach, ( $\varnothing$ X L) 1.3 x 22.0 mm
	GT6-CN1608R	Bent, Access, ( $\varnothing$ X L) 0.8 x 16.0 mm
	GT6-CN0002R GT6-CN0004R	Conical, Bent, ( $\varnothing$ X L) 0.2 x 8.0 mm Conical, Bent, ( $\varnothing$ X L) 0.4 x 8.0 mm
	GT6-CN1505R	Conical, Bent, Reach, ( $\varnothing$ X L) 0.5 x 15.0 mm
<b>T6 Family of Tips - Knife</b>		
	GT6-KN0025S GT6-KN0050S	2.5 x 16.0 mm, 45° 5.0 x 16.0 mm, 45°
	GT6-KN0025P GT6-KN0050P	Power, 2.5 x 13.0 mm, 45° Power, 5.0 x 13.0 mm, 45°
<b>T6 Family of Tips - Hoof</b>		
	GT6-HF6010S GT6-HF6015S GT6-HF6020S GT6-HF6030S GT6-HF6040S	(Bevel/L) 60° x 2.0, ( $\varnothing$ X L) 1.0 x 16.0 mm (Bevel/L) 60° x 3.0, ( $\varnothing$ X L) 1.5 x 16.0 mm (Bevel/L) 60° x 4.0, ( $\varnothing$ X L) 2.0 x 16.0 mm (Bevel/L) 60° x 6.0, ( $\varnothing$ X L) 3.0 x 16.0 mm (Bevel/L) 60° x 8.0, ( $\varnothing$ X L) 4.0 x 16.0 mm

# Tips & Cartridges Guide

## GT Series Soldering Systems



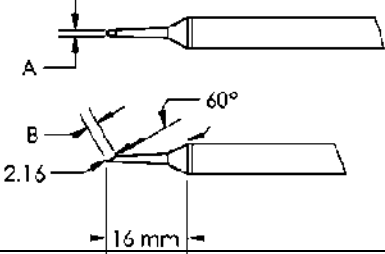
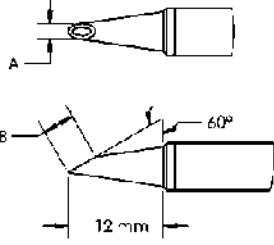
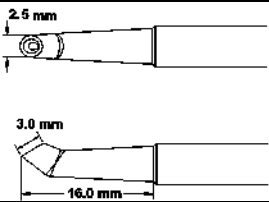
	Part Number	Dimension A x Length
	GT6-HF6010V GT6-HF6015V GT6-HF6020V GT6-HF6030V	Concave, (Bevel/L) 60° x 2.1 mm, (∅ X L) 1.0 x 12.0 mm Concave, (Bevel/L) 60° x 3.1 mm, (∅ X L) 1.5 x 12.0 mm Concave, (Bevel/L) 60° x 4.1 mm, (∅ X L) 2.0 x 12.0 mm Concave, (Bevel/L) 60° x 6.1 mm, (∅ X L) 3.0 x 12.0 mm
	GT6-HF3025V	Bent 30°, (Bevel/L) 30° x 3.0 mm, (∅ X L) 2.5 x 16.0 mm
<b>GT Family of Cartridges - Chisel</b>		
	GTC-CH0010S GTC-CH0014S GTC-CH0018S GTC-CH0025S GTC-CH0032S GTC-CH0040S GTC-CH0050S GTC-CH0060S GTC-CH0070S	1.0 x 10 mm 1.4 x 10 mm 1.8 x 10 mm 2.5 x 10 mm 3.2 x 10 mm 4.0 x 10 mm 5.0 x 10 mm 6.0 x 10 mm 7.0 x 10 mm
	GTC-CH0010P GTC-CH0014P GTC-CH0018P GTC-CH0025P GTC-CH0032P GTC-CH0040P GTC-CH0050P GTC-CH0060P GTC-CH0070P	Power, 1.0 x 6 mm Power, 1.4 x 6 mm Power, 1.8 x 6 mm Power, 2.5 x 6 mm Power, 3.2 x 6 mm Power, 4.0 x 6 mm Power, 5.0 x 6 mm Power, 6.0 x 6 mm Power, 7.0 x 6 mm
<b>GT Family of Cartridges - Conical</b>		
	GTC-CN0005P GTC-CN0010P	Power, (∅ X L) 0.5 x 6.0 mm Power, (∅ X L) 1.0 x 6.0 mm

# Tips & Cartridges Guide

## GT Series Soldering Systems



	Part Number	Dimension A x Length
	GTC-CN0005S	( $\varnothing$ x L) 0.5 x 10.0 mm
	GTC-CN0005A GTC-CN0010A	Access, ( $\varnothing$ x L) 0.5 x 14.0 mm Access, ( $\varnothing$ x L) 1.0 x 14.0 mm
	GTC-CN1502A GTC-CN1505A	Sharp, ( $\varnothing$ x L) 0.2 x 15.0 mm Sharp, ( $\varnothing$ x L) 0.5 x 15.0 mm
	GTC-CN2213R	Bent, Reach, ( $\varnothing$ x L) 1.3 x 22.0 mm
	GTC-CN1608R	Bent, Access, ( $\varnothing$ x L) 0.8 x 16.0 mm
	GTC-CN0002R GTC-CN0004R	Bent, ( $\varnothing$ x L) 0.2 x 8.0 mm Bent, ( $\varnothing$ x L) 0.4 x 8.0 mm
	GTC-CN1505R	Bent, Reach, ( $\varnothing$ x L) 0.5 x 15.0 mm
<b>GT Family of Cartridges - Knife</b>		
	GTC-KN0025S GTC-KN0050S	2.5 x 16.0 mm, 45° 5.0 x 16.0 mm, 45°
	GTC-KN0025P GTC-KN0050P GTC-KN0080P	Power, 2.5 x 13.0 mm, 45° Power, 5.0 x 13.0 mm, 45° Power, 8.0 x 13.0 mm, 45°

	Part Number	Dimension A x Length
<b>GT Family of Cartridges - Hoof</b>		
	GTC-HF6010S GTC-HF6015S GTC-HF6020S GTC-HF6030S GTC-HF6040S	(Bevel/L) 60° x 2.0 mm, (∅ X L) 1.0 x 16.0 mm (Bevel/L) 60° x 3.0 mm, (∅ X L) 1.5 x 16.0 mm (Bevel/L) 60° x 4.0 mm, (∅ X L) 2.0 x 16.0 mm (Bevel/L) 60° x 6.0 mm, (∅ X L) 3.0 x 16.0 mm (Bevel/L) 60° x 8.0 mm, (∅ X L) 4.0 x 16.0 mm
	GTC-HF6010V GTC-HF6015V GTC-HF6020V GTC-HF6030V	Concave, (Bevel/L) 60° x 2.1 mm, (∅ X L) 1.0 x 12.0 mm Concave, (Bevel/L) 60° x 4.1 mm, (∅ X L) 1.5 x 12.0 mm Concave, (Bevel/L) 60° x 5.1 mm, (∅ X L) 2.0 x 12.0 mm Concave, (Bevel/L) 60° x 6.1 mm, (∅ X L) 3.0 x 12.0 mm
	GTC-HF3025V	Concave, Bent 30°, (Bevel/L) 30° x 3.0 mm, (∅ X L) 2.5 x 16.0 mm