

BC chokes (Bobbin Core)
Rated current 55 to 1200 mA
Rated inductance 1 to 4700 μ H
Construction

- Ferrite drum core
- Winding: enamel copper wire
- Flame-retardant lacquer coating

Features

- Wide inductance range
- Suitable for general-purpose application
- Special versions available

Applications

- RF blocking and filtering
- Decoupling and interference suppression
- For antenna systems, automotive electronics, energy-saving lamps, entertainment electronics

Terminals

- Central axial leads, tinned
- Radially bent to 5 mm lead spacing

Marking

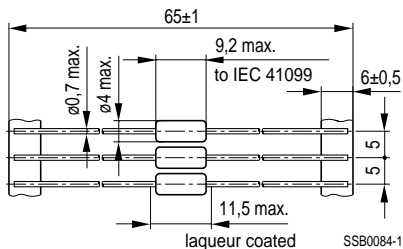
Inductance indicated by color bands in accordance with IEC 60062

Delivery mode

Taped, AMMO and reel packing

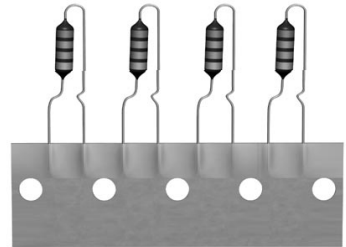

 For details on taping, packing and packing units [see page 187](#)
Dimensional drawing

B78108-S (axial leads, taped)

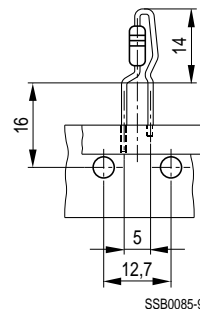


Minimum lead spacing 12,5 mm

Approx. weight 0,38 g



B78148-S (central radial leads, taped)



Characteristics and ordering codes

 For further technical data [see page 160](#)

L_R μH	Tolerance ¹⁾	Q_{\min}	f_Q MHz	I_R mA	R_{\max} Ω	$f_{\text{res, min}}$ MHz	Ordering code ²⁾³⁾
1,0	$\pm 10\%$ $\triangleq K$	55	7,96	1200	0,16	205	B781*8-S1102-K
1,2		55	7,96	1150	0,18	185	B781*8-S1122-K
1,5		55	7,96	1100	0,20	165	B781*8-S1152-K
1,8		55	7,96	1030	0,22	155	B781*8-S1182-K
2,2		55	7,96	1000	0,25	140	B781*8-S1222-K
2,7		60	7,96	940	0,26	125	B781*8-S1272-K
3,3		60	7,96	900	0,29	115	B781*8-S1332-K
3,9		60	7,96	850	0,31	105	B781*8-S1392-K
4,7		60	7,96	820	0,34	95	B781*8-S1472-K
5,6		60	7,96	780	0,38	85	B781*8-S1562-K
6,8		65	7,96	670	0,51	75	B781*8-S1682-K
8,2		65	7,96	690	0,48	50	B781*8-S1822-K
10		70	2,52	680	0,49	35	B781*8-S1103-K
12		70	2,52	650	0,55	30	B781*8-S1123-K
15		60	2,52	610	0,60	20	B781*8-S1153-K
18		60	2,52	580	0,67	17	B781*8-S1183-K
22		55	2,52	560	0,74	13	B781*8-S1223-K
27		55	2,52	530	0,83	10	B781*8-S1273-K
33		55	2,52	500	0,92	9,0	B781*8-S1333-K
39	50	2,52	470	1,02	8,0	B781*8-S1393-K	

1) Closer tolerances upon request.

2) Replace the asterisk * by code number »0« for axial taping or by »4« for radial taping.

3) Ordering code for reel packing. For AMMO packing append code number »9«. Example: B78108-S1102-K9

Characteristics and ordering codes (continued)

 For further technical data [see page 160](#)

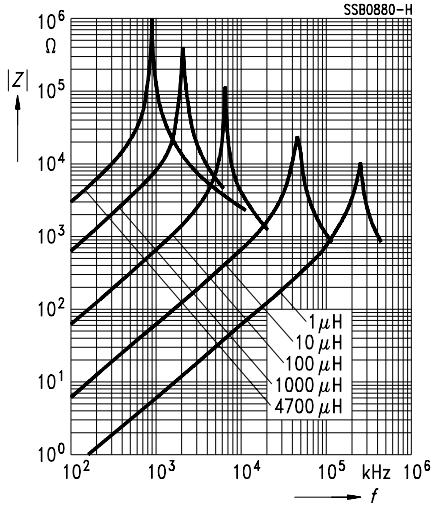
L_R μH	Tolerance ¹⁾	Q_{\min}	f_Q MHz	I_R mA	R_{\max} Ω	$f_{\text{res, min}}$ MHz	Ordering code ²⁾³⁾
47	$\pm 5\%$ $\triangleq J$	45	2,52	450	1,10	7,5	B781*8-S1473-J
56		40	2,52	430	1,23	7,0	B781*8-S1563-J
68		40	2,52	410	1,35	6,5	B781*8-S1683-J
82		35	2,52	390	1,54	6,0	B781*8-S1823-J
100		70	0,796	370	1,70	5,0	B781*8-S1104-J
120		70	0,796	300	2,40	4,5	B781*8-S1124-J
150		70	0,796	280	2,80	4,2	B781*8-S1154-J
180		70	0,796	270	3,00	3,9	B781*8-S1184-J
220		70	0,796	250	3,30	3,7	B781*8-S1224-J
270		70	0,796	200	5,70	2,8	B781*8-S1274-J
330		70	0,796	190	6,40	2,7	B781*8-S1334-J
390		70	0,796	180	7,00	2,4	B781*8-S1394-J
470		70	0,796	170	7,90	2,2	B781*8-S1474-J
560		60	0,796	160	8,80	2,0	B781*8-S1564-J
680		55	0,796	150	10,0	1,9	B781*8-S1684-J
820		50	0,796	140	12,0	1,6	B781*8-S1824-J
1000		50	0,252	130	14,0	1,6	B781*8-S1105-J
1200		50	0,252	115	17,5	1,3	B781*8-S1125-J
1500		50	0,252	100	23,0	1,25	B781*8-S1155-J
1800	50	0,252	95	26,0	1,2	B781*8-S1185-J	
2200	40	0,252	80	34,7	1,1	B781*8-S1225-J	
2700	40	0,252	75	40,0	1,0	B781*8-S1275-J	
3300	40	0,252	62	59,5	0,9	B781*8-S1335-J	
3900	40	0,252	59	66,0	0,8	B781*8-S1395-J	
4700	35	0,252	55	78,0	0,7	B781*8-S1475-J	

1) Closer tolerances upon request.

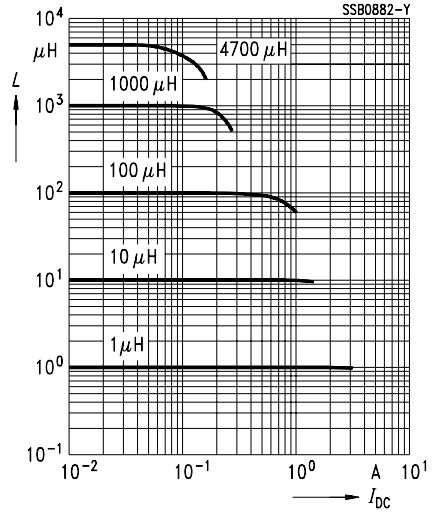
2) Replace the asterisk * by code number »0« for axial taping or by »4« for radial taping.

3) Ordering code for reel packing. For AMMO packing append code number »9«. Example: B78108-S1473-J9

Impedance $|Z|$
 versus frequency f
 measured with impedance analyzer
 HP 4191A / HP 4194A



Inductance L
 versus dc load current I_{DC}
 measured with LCR meter
 HP 4275A



Q factor
 versus frequency f
 measured with impedance analyzer
 HP 4194A

