

Description	3
Product Assembly	4
PCB Pushbuttons	5
Accessories.....	6
Technical Data.....	13
Marking	14
Drawings.....	15
Index.....	18

Product Information

General notes

The input button of series 96 is a component specially designed for the requirements of modern electronic control systems. Since there is a choice of different lens shapes and colours, the panel can be arranged to suit the needs of the particular application.

Mounting

The input button is intended for mounting on printed circuit boards. Its dimensions and the arrangement of its contacts comply with a module of 2.54 mm (1/10 "). Two centering pins ensure that rows or blocks are assembled without gaps, true to drawing. The input button is dust and sprayproof and suitable for machine soldering and cleaning.

Lenses

Lenses can be pressed singly on to the input button. Depending on requirements, the user can employ lenses having either a momentary or maintained action, with various standard widths and colours.

Marking

For further information about engraving, hot stamping and film inserts see part Marking.

Illumination

For illumination, indication or functional check the input button can be equipped with one or two light-emitting diodes (LED) 3 mm dia. For illumination some lenses are provided with recesses for LEDs.

Luminosity and wave length scattering caused by the technology used in the LED manufacturing processes may lead to visual differences in our products.

Specimen order

Indicator :

- Indicator element 96-302.807

Essential accessories :


- Cap for Indicator, Plastic grey, 1 LED, 12.4 x 17.4 mm 96-909.8

- Single-LED T1 Bi-Pin, 2.2 VDC, 20 mA, yellow 10-2602.3174E

*We reserve the right to modify technical data
All dimensions in mm*

Illuminated pushbutton

- 1 Lens
- 2 Switching element





Indicator

for Indicator and Blind plug
usable for Caps 17.4 x 17.4 mm | 12.4 x 17.4 mm | 14.8 x 17.4 mm



Essential Accessories:

-  Cap for Indicator page 6
-  Single LED standard page 12

	Front protection	Terminals	Typ-Nr.	Component layout	Technical drawing	
Indicator	IP 67	P	96-302.807	1	2	0.001



Terminals: P = PCB terminal
Component layout from page 15, Technical drawing from page 15

Illuminated pushbutton

Switching element usable for lenses 17.4 x 17.4 mm | 12.4 x 17.4 mm | 14.8 x 17.4 mm



Essential Accessories:

-  Lens standard single page 7
-  Single LED standard page 12

	Front protection	Contacts	Terminals	Typ-Nr.	Component layout	Technical drawing	Circuit drawing	
Illuminated pushbutton	IP 67	1 C	P	96-323.837	2	3	1	0.002

Contacts: C = Changeover
Terminals: P = PCB terminal
Component layout from page 15, Technical drawing from page 15, Circuit drawing from page 17

Front

Cap for Indicator

	Recess for LED	Cap	Colour	⌀ 17.4 x 17.4 mm	⌀ 14.8 x 17.4 mm	⌀ 12.4 x 17.4 mm	Technical drawing	kg
				Typ-Nr.	Typ-Nr.	Typ-Nr.		
Cap for Indicator Plastic	1	black	RAL 9011	96-939.0	96-929.0	96-909.0	2	0.001
		green	RAL 6005	96-939.5	96-929.5	96-909.5	2	0.001
		grey	RAL 7012	96-939.8	96-929.8	96-909.8	2	0.001
		red	RAL 3016	96-939.2	96-929.2	96-909.2	2	0.001
	2.2	black	RAL 9011	96-940.0	96-930.0	96-910.0	2	0.001
		green	RAL 6005	96-940.5	96-930.5	96-910.5	2	0.001
		grey	RAL 7012	96-940.8	96-930.8	96-910.8	2	0.001
		red	RAL 3016	96-940.2	96-930.2	96-910.2	2	0.001



Technical drawing from page 15


Lens standard single

Lens standard single Plastic	Switching action MA	Recess for LED	Lens	Colour	∅ 17.4 x 17.4 mm Typ-Nr.	∅ 14.8 x 17.4 mm Typ-Nr.	∅ 12.4 x 17.4 mm Typ-Nr.	Technical drawing					
	0		black	RAL 9011	96-935.0	96-925.0	96-905.0	1	0.001				
			blue	-	98-935.6	98-925.6	98-905.6	1	0.001				
			green	-	98-935.5	98-925.5	98-905.5	1	0.001				
				RAL 6005	96-935.5	96-925.5	96-905.5	1	0.001				
			grey	-	98-935.8	98-925.8	98-905.8	1	0.001				
				RAL 7012	96-935.8	96-925.8	96-905.8	1	0.001				
			orange	-	98-935.3	98-925.3	98-905.3	1	0.001				
			red	-	98-935.2	98-925.2	98-905.2	1	0.001				
				RAL 3016	96-935.2	96-925.2	96-905.2	1	0.001				
			white	-	98-935.9	98-925.9	98-905.9	1	0.001				
			yellow	-	98-935.4	98-925.4	98-905.4	1	0.001				
			1			black	RAL 9011	96-936.0	96-926.0	96-906.0	1	0.001	
						blue	-	98-936.6	98-926.6	98-906.6	1	0.001	
						green	-	98-936.5	98-926.5	98-906.5	1	0.001	
							RAL 6005	96-936.5	96-926.5	96-906.5	1	0.001	
	grey	-				98-936.8	98-926.8	98-906.8	1	0.001			
		RAL 7012				96-936.8	96-926.8	96-906.8	1	0.001			
	orange	-				98-936.3	98-926.3	98-906.3	1	0.001			
	red	-				98-936.2	98-926.2	98-906.2	1	0.001			
		RAL 3016				96-936.2	96-926.2	96-906.2	1	0.001			
	white	-				98-936.9	98-926.9	98-906.9	1	0.001			
	yellow	-				98-936.4	98-926.4	98-906.4	1	0.001			
	2						black	RAL 9011	96-937.0	96-927.0	96-907.0	1	0.001
							blue	-	98-937.6	98-927.6	98-907.6	1	0.001
							green	-	98-937.5	98-927.5	98-907.5	1	0.001
								RAL 6005	96-937.5	96-927.5	96-907.5	1	0.001
			grey	-	98-937.8		98-927.8	98-907.8	1	0.001			
				RAL 7012	96-937.8		96-927.8	96-907.8	1	0.001			
			orange	-	98-937.3		98-927.3	98-907.3	1	0.001			
			red	-	98-937.2		98-927.2	98-907.2	1	0.001			
RAL 3016				96-937.2	96-927.2		96-907.2	1	0.001				
white			-	98-937.9	98-927.9		98-907.9	1	0.001				
yellow	-	98-937.4	98-927.4	98-907.4	1	0.001							



Continuation see next page

Continued from previous page

	Switching action	Recess for LED	Lens	Colour	∅ 17.4 x 17.4 mm	∅ 14.8 x 17.4 mm	∅ 12.4 x 17.4 mm	Technical drawing			
					Typ-Nr.	Typ-Nr.	Typ-Nr.				
Lens standard single Plastic	M	0	black	RAL 9011	96-931.0	96-921.0	96-901.0	1	0.001		
			blue	-	98-931.6	98-921.6	98-901.6	1	0.001		
			green	-	98-931.5	98-921.5	98-901.5	1	0.001		
				RAL 6005	96-931.5	96-921.5	96-901.5	1	0.001		
			grey	-	98-931.8	98-921.8	98-901.8	1	0.001		
				RAL 7012	96-931.8	96-921.8	96-901.8	1	0.001		
			orange	-	98-931.3	98-921.3	98-901.3	1	0.001		
			red	-	98-931.2	98-921.2	98-901.2	1	0.001		
				RAL 3016	96-931.2	96-921.2	96-901.2	1	0.001		
		white	-	98-931.9	98-921.9	98-901.9	1	0.001			
		yellow	-	98-931.4	98-921.4	98-901.4	1	0.001			
		1	1	1	black	RAL 9011	96-932.0	96-922.0	96-902.0	1	0.001
					blue	-	98-932.6	98-922.6	98-902.6	1	0.001
					green	-	98-932.5	98-922.5	98-902.5	1	0.001
						RAL 6005	96-932.5	96-922.5	96-902.5	1	0.001
	grey				-	98-932.8	98-922.8	98-902.8	1	0.001	
					RAL 7012	96-932.8	96-922.8	96-902.8	1	0.001	
	orange				-	98-932.3	98-922.3	98-902.3	1	0.001	
	red				-	98-932.2	98-922.2	98-902.2	1	0.001	
					RAL 3016	96-932.2	96-922.2	96-902.2	1	0.001	
	white	-	98-932.9	98-922.9	98-902.9	1	0.001				
	yellow	-	98-932.4	98-922.4	98-902.4	1	0.001				
	2	1	1	black	RAL 9011	96-933.0	96-923.0	96-903.0	1	0.001	
				blue	-	98-933.6	98-923.6	98-903.6	1	0.001	
				green	-	98-933.5	98-923.5	98-903.5	1	0.001	
					RAL 6005	96-933.5	96-923.5	96-903.5	1	0.001	
				grey	-	98-933.8	98-923.8	98-903.8	1	0.001	
					RAL 7012	96-933.8	96-923.8	96-903.8	1	0.001	
				orange	-	98-933.3	98-923.3	98-903.3	1	0.001	
				red	-	98-933.2	98-923.2	98-903.2	1	0.001	
RAL 3016					96-933.2	96-923.2	96-903.2	1	0.001		
white	-	98-933.9	98-923.9	98-903.9	1	0.001					
yellow	-	98-933.4	98-923.4	98-903.4	1	0.001					

Switching action: MA = Maintained action, M = Momentary action

Technical drawing from page 15

Lens standard single for film insert



	Switching action	Recess for LED	Lens	Colour	Ø 17.4 x 17.4 mm Typ-Nr.	Technical drawing			
Lens standard single for film insert	MA	0	Plastic black	RAL 9011	96-945.0	4	0.001		
			Plastic blue	-	98-945.6	4	0.001		
			Plastic green	-	98-945.5	4	0.001		
				RAL 6005	96-945.5	4	0.001		
			Plastic grey	-	98-945.8	4	0.001		
				RAL 7012	96-945.8	4	0.001		
			Plastic orange	-	98-945.3	4	0.001		
			Plastic red	-	98-945.2	4	0.001		
				RAL 3016	96-945.2	4	0.001		
		Plastic white	-	98-945.9	4	0.001			
		Plastic yellow	-	98-945.4	4	0.001			
		1	1	0	Plastic black	RAL 9011	96-946.0	4	0.001
					Plastic blue	-	98-946.6	4	0.001
					Plastic green	-	98-946.5	4	0.001
						RAL 6005	96-946.5	4	0.001
					Plastic grey	-	98-946.8	4	0.001
						RAL 7012	96-946.8	4	0.001
					Plastic orange	-	98-946.3	4	0.001
					Plastic red	-	98-946.2	4	0.001
						RAL 3016	96-946.2	4	0.001
		Plastic white	-	98-946.9	4	0.001			
		Plastic yellow	-	98-946.4	4	0.001			
		2	2	0	Plastic black	RAL 9011	96-947.0	4	0.001
					Plastic blue	-	98-947.6	4	0.001
					Plastic green	-	98-947.5	4	0.001
						RAL 6005	96-947.5	4	0.001
					Plastic grey	-	98-947.8	4	0.001
						RAL 7012	96-947.8	4	0.001
					Plastic orange	-	98-947.3	4	0.001
					Plastic red	-	98-947.2	4	0.001
						RAL 3016	96-947.2	4	0.001
		Plastic white	-	98-947.9	4	0.001			
		Plastic yellow	-	98-947.4	4	0.001			

Continuation see next page

Continued from previous page

	Switching action	Recess for LED	Lens	Colour	Ø 17.4 x 17.4 mm Typ-Nr.	Technical drawing			
Lens standard single for film insert	M	0	Plastic black	RAL 9011	96-941.0	4	0.001		
			Plastic blue	-	98-941.6	4	0.001		
			Plastic green	-	98-941.5	4	0.001		
				RAL 6005	96-941.5	4	0.001		
			Plastic grey	-	98-941.8	4	0.001		
				RAL 7012	96-941.8	4	0.001		
			Plastic orange	-	98-941.3	4	0.001		
			Plastic red	-	98-941.2	4	0.001		
				RAL 3016	96-941.2	4	0.001		
		Plastic white	-	98-941.9	4	0.001			
		Plastic yellow	-	98-941.4	4	0.001			
		1	1	1	Plastic black	RAL 9011	96-942.0	4	0.001
					Plastic blue	-	98-942.6	4	0.001
					Plastic green	-	98-942.5	4	0.001
						RAL 6005	96-942.5	4	0.001
					Plastic grey	-	98-942.8	4	0.001
						RAL 7012	96-942.8	4	0.001
					Plastic orange	-	98-942.3	4	0.001
					Plastic red	-	98-942.2	4	0.001
						RAL 3016	96-942.2	4	0.001
		Plastic white	-	98-942.9	4	0.001			
		Plastic yellow	-	98-942.4	4	0.001			
		2	2	2	Plastic black	RAL 9011	96-943.0	4	0.001
					Plastic blue	-	98-943.6	4	0.001
					Plastic green	-	98-943.5	4	0.001
						RAL 6005	96-943.5	4	0.001
					Plastic grey	-	98-943.8	4	0.001
						RAL 7012	96-943.8	4	0.001
					Plastic orange	-	98-943.3	4	0.001
					Plastic red	-	98-943.2	4	0.001
						RAL 3016	96-943.2	4	0.001
		Plastic white	-	98-943.9	4	0.001			
		Plastic yellow	-	98-943.4	4	0.001			

Switching action: MA = Maintained action, M = Momentary action
 Technical drawing from page 15

Lens Euro-Style single

Lens Euro-Style single	Switching action	Recess for LED	Lens	Colour	□ 12.4 x 17.4 mm Typ-Nr.	Technical drawing	
Lens Euro-Style single	MA	0	Plastic black	RAL 9011	96-905.01	5	0.001
			Plastic green	RAL 6005	96-905.51	5	0.001
			Plastic grey	RAL 7012	96-905.81	5	0.001
			Plastic red	RAL 3016	96-905.21	5	0.001
		1	Plastic black	RAL 9011	96-906.01	5	0.001
			Plastic green	RAL 6005	96-906.51	5	0.001
			Plastic grey	RAL 7012	96-906.81	5	0.001
			Plastic red	RAL 3016	96-906.21	5	0.001
		2	Plastic black	RAL 9011	96-907.01	5	0.001
			Plastic green	RAL 6005	96-907.51	5	0.001
			Plastic grey	RAL 7012	96-907.81	5	0.001
			Plastic red	RAL 3016	96-907.21	5	0.001
	M	0	Plastic black	RAL 9011	96-901.01	5	0.001
			Plastic green	RAL 6005	96-901.51	5	0.001
			Plastic grey	RAL 7012	96-901.81	5	0.001
			Plastic red	RAL 3016	96-901.21	5	0.001
		1	Plastic black	RAL 9011	96-902.01	5	0.001
			Plastic green	RAL 6005	96-902.51	5	0.001
			Plastic grey	RAL 7012	96-902.81	5	0.001
			Plastic red	RAL 3016	96-902.21	5	0.001
2		Plastic black	RAL 9011	96-903.01	5	0.001	
		Plastic green	RAL 6005	96-903.51	5	0.001	
		Plastic grey	RAL 7012	96-903.81	5	0.001	
		Plastic red	RAL 3016	96-903.21	5	0.001	

Switching action: MA = Maintained action, M = Momentary action
 Technical drawing from page 15

Lens standard double


for two switching elements

Lens standard double	Switching action	Recess for LED	Lens	Colour	□ 17.4 x 35.2 mm Typ-Nr.	Technical drawing	
Lens standard double	M	0	Plastic black	RAL 9011	96-951.0	6	0.002
			Plastic green	RAL 6005	96-951.5	6	0.002
			Plastic grey	RAL 7012	96-951.8	6	0.002
			Plastic red	RAL 3016	96-951.2	6	0.002

Switching action: M = Momentary action
 Technical drawing from page 15




Blind plug

	Blind plug	Colour	∅ 17.4 x 17.4 mm Typ-Nr.	∅ 14.8 x 17.4 mm Typ-Nr.	∅ 12.4 x 17.4 mm Typ-Nr.	
Blind plug	Plastic black	RAL 9011	96-938.0	96-928.0	96-908.0	0.001
	Plastic green	RAL 6005	96-938.5	96-928.5	96-908.5	0.001
	Plastic grey	RAL 7012	96-938.8	96-928.8	96-908.8	0.001
	Plastic red	RAL 3016	96-938.2	96-928.2	96-908.2	0.001




Illumination

Single LED standard

	Socket	Light colour	Operating voltage/-current	Typ-Nr.	
Single LED standard without serie resistor, with special pin crank	T1 Bi-Pin	gelb	2.2 VDC, 20 mA	10-2602.3174E	0.001
		grün	2.2 VDC, 20 mA	10-2602.3175E	0.001
		rot	2.2 VDC, 20 mA	10-2602.3172E	0.001



Single LED Euro Style

	Socket	Light colour	Operating voltage/-current	Typ-Nr.	
Single LED Euro Style without serie resistor, with special pin crank	T1 Bi-Pin	green	2.2 VDC, 20 mA	10-2602.3175J	0.001
		red	2.2 VDC, 20 mA	10-2602.3172J	0.001
		yellow	2.2 VDC, 20 mA	10-2602.3174J	0.001



Assembling

Lens remover

	Typ-Nr.	
Lens remover	98-968	0.004



Snap-action switching element

Switching system

Single-break, self-cleaning, snap-action switching element with tactile feel of operation.

Material

lens Euro-Style

ABS/PC or ABS, self-extinguishing

Housing

Polyester, self-extinguishing

Material of contact

Gold-plated on nickel

Mechanical characteristics

Terminals

PCB terminal

Actuating force

Actuating force 1.4 N \pm 0.3 N

Actuating travel

Lead distance 1.0 mm \pm 0.3 mm

Total distance 1.7 mm \pm 0.5 mm

Mechanical lifetime

\geq 5 million operations, as per IEC 60512-5-9a

Rebound time

\leq 2.5 ms

Electrical characteristics

Contact resistance

Starting value (initial) \leq 100 m Ω , as per IEC 60512-2-2b

Isolation resistance

\geq 10¹² Ω between contacts at 100 VDC, as per IEC 60512-2-3a

Capacity

Between contacts \leq 1 pF

Electrical life

\geq 5 x 100.000 operations at 30 VDC, 100 mA, as per IEC 60512-5, test 9c

Conventional free air thermal current I_{th2}

100 mA

Switch rating

Electric strength

500 VAC, 50 Hz, 1 min. between all terminals and earth, as per IEC 60512-2-11

Environmental conditions

Storage temperature

-40 °C ... +85 °C

Service temperature

-25 °C ... +85 °C

Front protection

IP 67, as per IEC 60529

Shock resistance

(single impacts, semi-sinusoidal)

\geq 30 g for 11 ms as per IEC 60512-4-3

Vibration resistance

(sinusoidal)

10 g at 10 Hz ... 2000 Hz, amplitude 0.75 mm, as per IEC 60512-4-4

Approvals

Declaration of conformity

RoHS

General notes

1. Engraving

In addition to the most commonly used world languages, in DIN 1451-3 close spacing, other typefaces are available as Scandinavian, Slavic, Greek, Russian and Polish.

Red, blue and black lenses are filled with white colour. Other colour lenses are filled in black. Standard height of letters is 2 mm. If the height is not specified, we will supply 2 mm engraved letters.

2. Hot stamping

On request. We will be pleased to advise you.

3. Film inserts

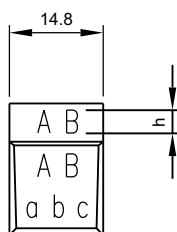
A special lens, 17.4 x 17.4 mm, available for insertion of a colour foil or film. The film thickness is 0.2 mm.

Lenses standard

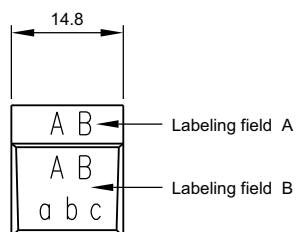
All dimensions in mm

Front size	Film insert max. size	Height of letters h	Labeling field - A -			Labeling field - B -			Image
			Number of lines	Number of (target value) capital letters per line	Number of (target value) small letters per line	Number of lines	Number of (target value) capital letters per line	Number of (target value) small letters per line	
12.4 x 17.4	-	2	1	6	6 - 7	2	5	6 - 7	B1
	-	3	1	4	5	2	4	4 - 5	B1
	-	4	1	3 - 4	4	1	3 - 4	4	B1
	-	5	-	-	-	1	2 - 3	3	B1
	-	6	-	-	-	1	2	2	B1
	-	8	-	-	-	1	1	1	B1
14.8 x 17.4	-	2	1	7	7 - 8	2	6	7 - 8	B2
	-	3	1	5 - 6	6 - 7	2	5	6	B2
	-	4	1	4	4 - 5	1	4	4	B2
	-	5	-	-	-	1	3	3 - 4	B2
	-	6	-	-	-	1	2 - 3	3	B2
	-	8	-	-	-	1	1 - 3	2	B2
17.4 x 17.4	-	2	1	8 - 9	9 - 10	2	7 - 8	8 - 9	B3
	7 x 12	2	1	8 - 9	9 - 10	-	-	-	B4
	-	3	1	7 - 8	8 - 9	2	6 - 7	7 - 8	B3
	7 x 12	3	1	7 - 8	8 - 9	-	-	-	B4
	-	4	1	5	5 - 6	1	4 - 5	5 - 6	B3
	7 x 12	4	1	5	5 - 6	-	-	-	B4
	-	5	-	-	-	1	3 - 4	4	B3
	7 x 12	5	-	-	-	-	-	-	B4
	-	6	-	-	-	1	2 - 3	3	B3
	7 x 12	6	-	-	-	-	-	-	B4
-	8	-	-	-	1	2	2 - 3	B3	
7 x 12	8	-	-	-	-	-	-	B4	

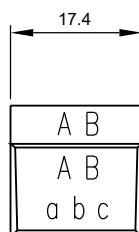
B1



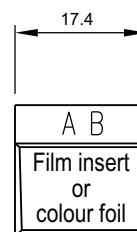
B2



B3

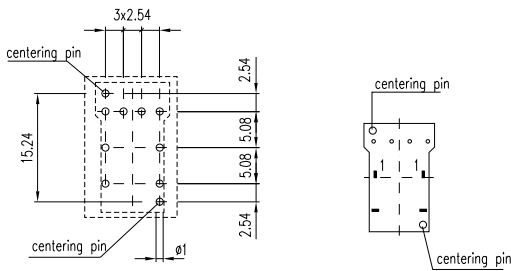


B4

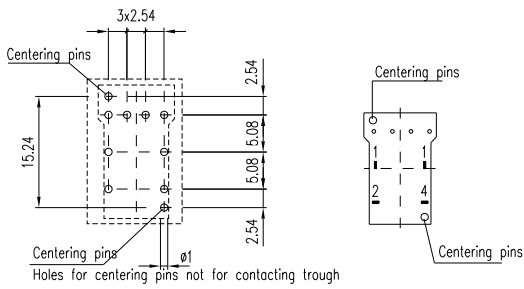


Component layout

1 Indicator page 5

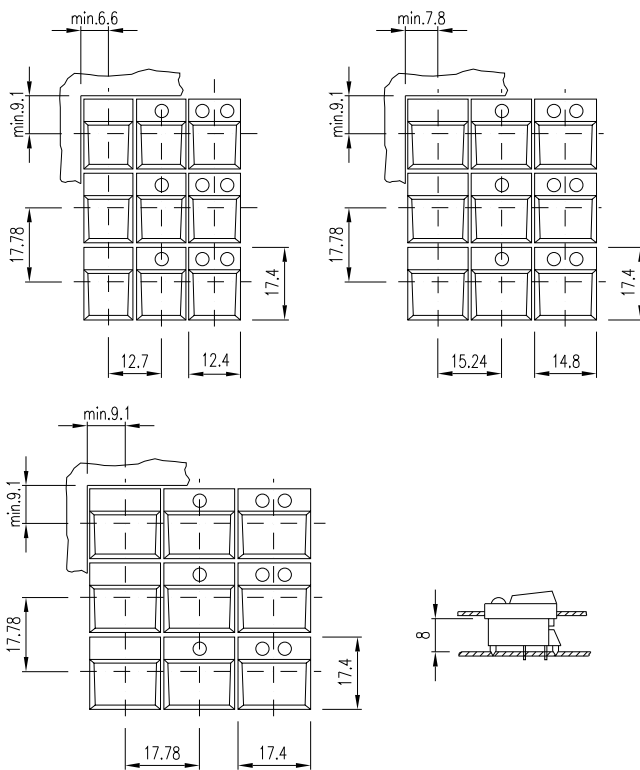


2 Illuminated pushbutton page 5

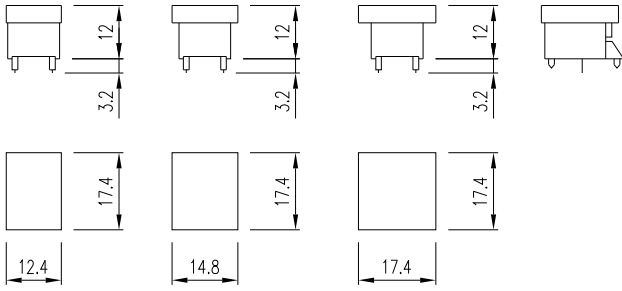


Technical drawing

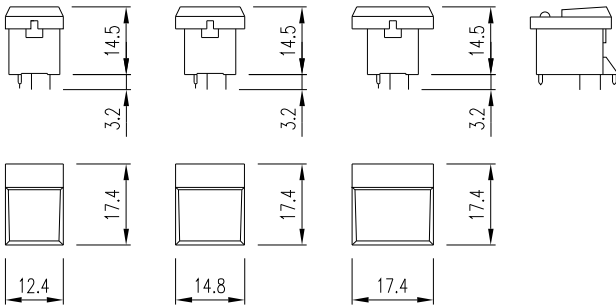
1 Lens standard single page 7



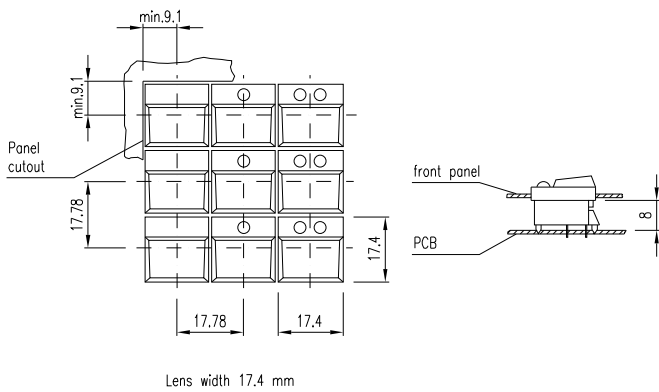
2 Indicator page 5 | Cap for Indicator page 6



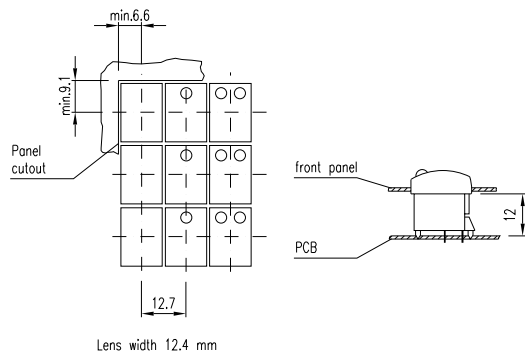
3 Illuminated pushbutton page 5



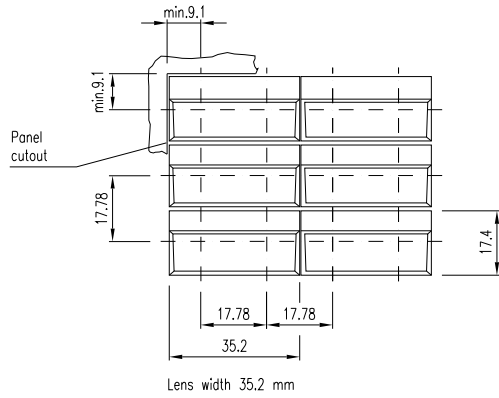
4 Lens standard single for film insert page 9



5 Lens Euro-Style single page 11



6 Lens standard double page 11



Circuit drawing

1 Illuminated pushbutton page 5



Index from Typ-Nr.

Typ-Nr.	Page	Typ-Nr.	Page	Typ-Nr.	Page
10-2602.3172E	12	96-909.8	6	96-937.5	7
10-2602.3172J	12	96-910.0	6	96-937.8	7
10-2602.3174E	12	96-910.2	6	96-938.0	12
10-2602.3174J	12	96-910.5	6	96-938.2	12
10-2602.3175E	12	96-910.8	6	96-938.5	12
10-2602.3175J	12	96-921.0	8	96-938.8	12
96-302.807	5	96-921.2	8	96-939.0	6
96-323.837	5	96-921.5	8	96-939.2	6
96-901.0	8	96-921.8	8	96-939.5	6
96-901.01	11	96-922.0	8	96-939.8	6
96-901.2	8	96-922.2	8	96-940.0	6
96-901.21	11	96-922.5	8	96-940.2	6
96-901.5	8	96-922.8	8	96-940.5	6
96-901.51	11	96-923.0	8	96-940.8	6
96-901.8	8	96-923.2	8	96-941.0	10
96-901.81	11	96-923.5	8	96-941.2	10
96-902.0	8	96-923.8	8	96-941.5	10
96-902.01	11	96-925.0	7	96-941.8	10
96-902.2	8	96-925.2	7	96-942.0	10
96-902.21	11	96-925.5	7	96-942.2	10
96-902.5	8	96-925.8	7	96-942.5	10
96-902.51	11	96-926.0	7	96-942.8	10
96-902.8	8	96-926.2	7	96-943.0	10
96-902.81	11	96-926.5	7	96-943.2	10
96-903.0	8	96-926.8	7	96-943.5	10
96-903.01	11	96-927.0	7	96-943.8	10
96-903.2	8	96-927.2	7	96-945.0	9
96-903.21	11	96-927.5	7	96-945.2	9
96-903.5	8	96-927.8	7	96-945.5	9
96-903.51	11	96-928.0	12	96-945.8	9
96-903.8	8	96-928.2	12	96-946.0	9
96-903.81	11	96-928.5	12	96-946.2	9
96-905.0	7	96-928.8	12	96-946.5	9
96-905.01	11	96-929.0	6	96-946.8	9
96-905.2	7	96-929.2	6	96-947.0	9
96-905.21	11	96-929.5	6	96-947.2	9
96-905.5	7	96-929.8	6	96-947.5	9
96-905.51	11	96-930.0	6	96-947.8	9
96-905.8	7	96-930.2	6	96-951.0	11
96-905.81	11	96-930.5	6	96-951.2	11
96-906.0	7	96-930.8	6	96-951.5	11
96-906.01	11	96-931.0	8	96-951.8	11
96-906.2	7	96-931.2	8	98-901.2	8
96-906.21	11	96-931.5	8	98-901.3	8
96-906.5	7	96-931.8	8	98-901.4	8
96-906.51	11	96-932.0	8	98-901.5	8
96-906.8	7	96-932.2	8	98-901.6	8
96-906.81	11	96-932.5	8	98-901.8	8
96-907.0	7	96-932.8	8	98-901.9	8
96-907.01	11	96-933.0	8	98-902.2	8
96-907.2	7	96-933.2	8	98-902.3	8
96-907.21	11	96-933.5	8	98-902.4	8
96-907.5	7	96-933.8	8	98-902.5	8
96-907.51	11	96-935.0	7	98-902.6	8
96-907.8	7	96-935.2	7	98-902.8	8
96-907.81	11	96-935.5	7	98-902.9	8
96-908.0	12	96-935.8	7	98-903.2	8
96-908.2	12	96-936.0	7	98-903.3	8
96-908.5	12	96-936.2	7	98-903.4	8
96-908.8	12	96-936.5	7	98-903.5	8
96-909.0	6	96-936.8	7	98-903.6	8
96-909.2	6	96-937.0	7	98-903.8	8
96-909.5	6	96-937.2	7	98-903.9	8

Index from Typ-Nr.

Typ-Nr.	Page	Typ-Nr.	Page	Typ-Nr.	Page
98-905.2	7	98-931.2	8	98-945.2	9
98-905.3	7	98-931.3	8	98-945.3	9
98-905.4	7	98-931.4	8	98-945.4	9
98-905.5	7	98-931.5	8	98-945.5	9
98-905.6	7	98-931.6	8	98-945.6	9
98-905.8	7	98-931.8	8	98-945.8	9
98-905.9	7	98-931.9	8	98-945.9	9
98-906.2	7	98-932.2	8	98-946.2	9
98-906.3	7	98-932.3	8	98-946.3	9
98-906.4	7	98-932.4	8	98-946.4	9
98-906.5	7	98-932.5	8	98-946.5	9
98-906.6	7	98-932.6	8	98-946.6	9
98-906.8	7	98-932.8	8	98-946.8	9
98-906.9	7	98-932.9	8	98-946.9	9
98-907.2	7	98-933.2	8	98-947.2	9
98-907.3	7	98-933.3	8	98-947.3	9
98-907.4	7	98-933.4	8	98-947.4	9
98-907.5	7	98-933.5	8	98-947.5	9
98-907.6	7	98-933.6	8	98-947.6	9
98-907.8	7	98-933.8	8	98-947.8	9
98-907.9	7	98-933.9	8	98-947.9	9
98-921.2	8	98-935.2	7	98-968	12
98-921.3	8	98-935.3	7		
98-921.4	8	98-935.4	7		
98-921.5	8	98-935.5	7		
98-921.6	8	98-935.6	7		
98-921.8	8	98-935.8	7		
98-921.9	8	98-935.9	7		
98-922.2	8	98-936.2	7		
98-922.3	8	98-936.3	7		
98-922.4	8	98-936.4	7		
98-922.5	8	98-936.5	7		
98-922.6	8	98-936.6	7		
98-922.8	8	98-936.8	7		
98-922.9	8	98-936.9	7		
98-923.2	8	98-937.2	7		
98-923.3	8	98-937.3	7		
98-923.4	8	98-937.4	7		
98-923.5	8	98-937.5	7		
98-923.6	8	98-937.6	7		
98-923.8	8	98-937.8	7		
98-923.9	8	98-937.9	7		
98-925.2	7	98-941.2	10		
98-925.3	7	98-941.3	10		
98-925.4	7	98-941.4	10		
98-925.5	7	98-941.5	10		
98-925.6	7	98-941.6	10		
98-925.8	7	98-941.8	10		
98-925.9	7	98-941.9	10		
98-926.2	7	98-942.2	10		
98-926.3	7	98-942.3	10		
98-926.4	7	98-942.4	10		
98-926.5	7	98-942.5	10		
98-926.6	7	98-942.6	10		
98-926.8	7	98-942.8	10		
98-926.9	7	98-942.9	10		
98-927.2	7	98-943.2	10		
98-927.3	7	98-943.3	10		
98-927.4	7	98-943.4	10		
98-927.5	7	98-943.5	10		
98-927.6	7	98-943.6	10		
98-927.8	7	98-943.8	10		
98-927.9	7	98-943.9	10		