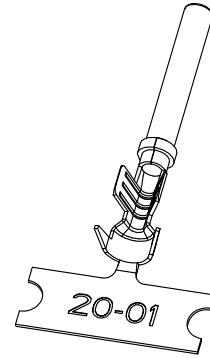
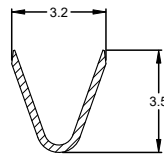


REVISIONS					
REV	ECO	DESCRIPTION	DATE	BY	APPR
A3	-	RELEASE NEW DWG FORMAT	30/JUL/13	DRP	-
A4	-	CONTACT INFORMATION UPDATE	16/JAN/14	DRP	-
A5	C1070S	UPDATE DRAWING	02/JUL/19	JOE	TOMMY
B1	C1298S	UPDATE PLATING	14/SEP/20	SULLEN	TOMMY
B2	-	CORRECTED PLATING ZONES	12/APR/24	CHRIS	TODD

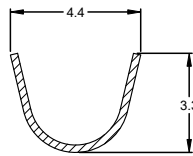


NOTES: UNLESS OTHERWISE SPECIFIED

1. MATERIAL: COPPER ALLOY
2. PLATING: SEE PART NUMBER CHART
3. CONTACT SIZE: 20
4. SPECIFICATIONS:
 - 4.1 CURRENT RATING: 7.5 AMPS
 - 4.2 CONTACT MILLIVOLT DROP: 100 MILLIVOLT DROP @ 7.5 AMP TEST CURRENT.
 - 4.3 RoHS COMPLIANT
5. RECOMMENDED WIRE RANGE: 16 - 22 AWG (1.5 - 0.35MM²)
RECOMMENDED INSUL O.D: 1.91 - 3.15MM (0.075 - 0.125INCH)
6. PACKAGE: 4000 PCS/REEL
7. AVAILABLE APPLICATORS: MFX-3974-K OR MFX-3974-G
8. ALL DIMENSIONS ARE FOR REFERENCE USE ONLY



SECTION A-A



SECTION B-B

PART NUMBER CHART		
PLATING	PART NUMBER	PLATING DESCRIPTION
NICKEL	AT62-20-0122	SELECTIVE TIN OVER NICKEL OVERALL IN Δ ZONE
GOLD	AT62-20-0144	SELECTIVE GOLD FLASH OVER NICKEL OVERALL IN Δ ZONE OR ENTIRE CONTACT
TIN	AT62-20-0177	TIN OVER NICKEL OVERALL

SEE PART NUMBER CHART		REF: 1052-20-0122, 1052-20-0144, 1052-20-0177	
QUANTITY	PART NUMBER	DESCRIPTION	ITEM
MATERIALS LIST			
UNLESS OTHERWISE SPECIFIED:		SIGNATURES	
1) All dimensions are in metric (mm).		DESIGN: SULLEN ZHANG 14/SEP/20	
2) Tolerances are as follows:		CHECKED: ORION LIU 15/SEP/20	
1 PL DEC ±0.30		ENGINEER:	
2 PL DEC ±0.15		APPROVAL: TOMMY XIE 16/SEP/20	
3 PL DEC ±0.08		CUSTOMER:	
3) Note reference = Δ		MATERIAL SPECIFICATIONS:	
PROCESS SPECIFICATIONS:		THIS DRAWING IS SUPPLIED FOR INFORMATION ONLY. DESIGN FEATURES, SPECIFICATIONS AND PERFORMANCE DATA SHOWN HEREON ARE THE PROPERTY OF THE AMPHENOL CORPORATION. NO RIGHTS OF REPRODUCTION ARE IMPLIED. ALL DIMENSIONS ARE SUBJECT TO NORMAL MANUFACTURING VARIATIONS.	
NEXT ASSY:		SCALE: NONE	
		SHEET 1 OF 1	

Amphenol

Sine Systems - www.amphenol-sine.com
44724 Morley Drive
Clinton Township, MI 48036

CONTACT, SOCKET, STAMPED,
SIZE 20, 16-22 AWG, A SERIES

SIZE: B	TYPE: C-	DWG NO: AT62-20-01XX	REVISION: B2
---------	----------	----------------------	--------------

TITLE: SOCKET STAMPED, SIZE 20, 16-22 AWG, A SERIES
DWG NO: AT62-20-01XX
REV: B2
SHEET 1 OF 1