

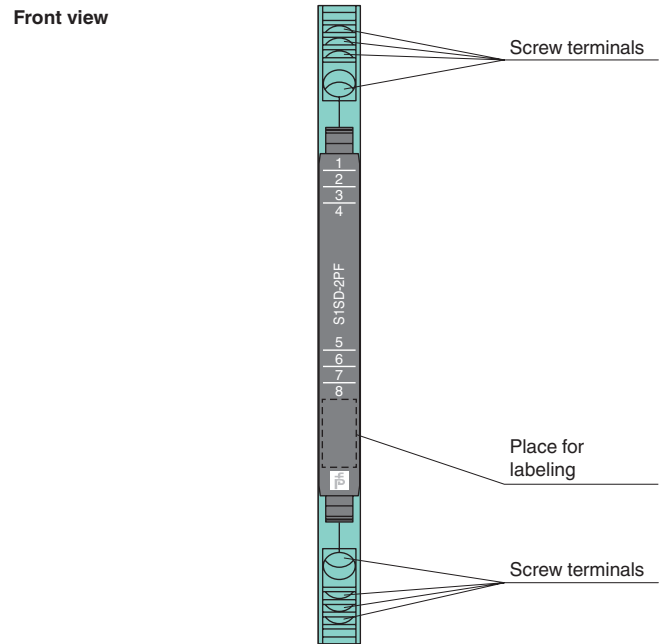
**Features**

- Interface for Power Bus
- Supply current 3 A
- LED status indication
- Connection via screw terminals

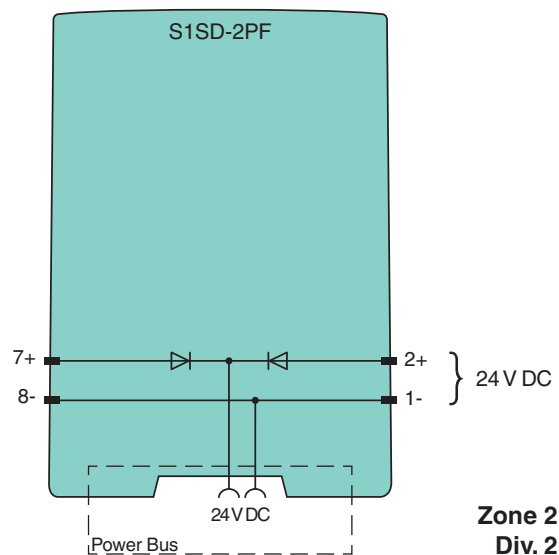
**Function**

The power feed module interfaces 24 V DC power to the Power Bus at a maximum current of 3 A.  
 Depending on the power consumption up to 75 devices can be supplied via the power feed module.  
 The device displays the status of the power by a green LED.  
 The device displays a reverse polarity by a red LED.

**Assembly**



**Connection**



Release date 2017-01-04 14:33 Date of issue 2017-01-04 277603\_eng.xml


Refer to "General Notes Relating to Pepperl+Fuchs Product Information".

Pepperl+Fuchs Group  
www.pepperl-fuchs.com

USA: +1 330 486 0002  
pa-info@us.pepperl-fuchs.com

Germany: +49 621 776 2222  
pa-info@de.pepperl-fuchs.com

Singapore: +65 6779 9091  
pa-info@sg.pepperl-fuchs.com

<b>Supply</b>	
Connection	Power Bus or terminals 1-, 2+; 7+, 8-
Rated voltage	$U_r$ 16.8 ... 31.2 V DC
Fusing	4 AT with back-up fuse
Power dissipation	0.8 W
<b>Output</b>	
Supply	Output current: $\leq 3$ A , via Power Bus
<b>Directive conformity</b>	
Electromagnetic compatibility	
Directive 2014/30/EU	EN 61326-1:2013 (industrial locations)
<b>Conformity</b>	
Degree of protection	IEC 60529:2001
<b>Ambient conditions</b>	
Ambient temperature	-25 ... 70 °C (-13 ... 158 °F)
Storage temperature	-40 ... 85 °C (-40 ... 185 °F)
Damaging gas	designed for operation in environmental conditions acc. to ISA-S71.04-1985, severity level G3
<b>Mechanical specifications</b>	
Connection type	screw terminals
Core cross-section	0.5 ... 2.5 mm <sup>2</sup> , 20 ... 14 AWG
Degree of protection	IP20
Mass	approx. 70 g
Dimensions	6.2 x 97 x 107 mm (0.24 x 3.82 x 4.21 inch) , housing type S1
Mounting	on 35 mm DIN mounting rail acc. to EN 60715:2001
<b>Data for application in connection with hazardous areas</b>	
EU-Type Examination Certificate	DEMKO 16 ATEX 1750X
Marking	 II 3G Ex nA IIC T4 Gc
Directive conformity	
Directive 2014/34/EU	EN 60079-0:2012+A11:2013 , EN 60079-15:2010
<b>International approvals</b>	
UL approval	E106378
IECEX approval	IECEX UL 16.0116X
Approved for	Ex nA IIC T4 Gc
<b>General information</b>	
Supplementary information	Statement of Conformity, Declaration of Conformity, Attestation of Conformity and instructions have to be observed where applicable. For information see <a href="http://www.pepperl-fuchs.com">www.pepperl-fuchs.com</a> .
<b>Accessories</b>	
Optional accessories	Power Bus POWERBUS-SETL5.*** Power Bus POWERBUS-SETH5.*** cover for DIN mounting rail POWERBUS-COV.250 end cap POWERBUS-CAP

Release date 2017-01-04 14:33 Date of issue 2017-01-04 277603\_eng.xml