



Figure similar

TEMPERATURE MONITORING RELAY PT100/1000  
KTY83/84, NTC, 2 THRESHOLDS, DIGITAL, -50  
DEGREES C TO 750 DEGREES C (SENSOR-  
DEPENDENT), 24 V TO 240 V AC/DC, 2 X 1 CO + 1  
NO, WIDTH 45 MM, SCREW TERMINAL

### General technical data:




Type of voltage		AC/DC
Supply voltage frequency 1 for auxiliary and control current circuit		
• Initial rated value	Hz	50
• Final rated value	Hz	60
<b>Control supply voltage 1 with AC</b>		
• at 50 Hz		
— Initial rated value	V	24
— Final rated value	V	240
• at 60 Hz		
— Initial rated value	V	24
— Final rated value	V	240
<b>Control supply voltage 1 for DC</b>		
• Initial rated value	V	24
• Final rated value	V	240
<b>Number of measuring circuits</b>		1
<b>Product function</b>		
• Fault storage		Yes
• External reset		Yes
<b>Measurable temperature</b>		
• initial value	°C	-50
• Full-scale value	°C	750
<b>Equipment marking acc. to DIN EN 61346-2</b>		K

Equipment marking acc. to DIN 40719 extended according to IEC 204-2 acc. to IEC 750		K
Ambient temperature during operation	°C	-25 ... +60

#### Mechanical data:

<b>Type of electrical connection</b>		screw-type terminals
<ul style="list-style-type: none"> <li>• for auxiliary and control current circuit</li> <li>• Plug-in socket</li> </ul>		Yes
<b>Design of the sensor connectable</b>		PT100/1000, KTY83/84, NTC (resistance sensors)
<b>Number of NC contacts for auxiliary contacts</b>		0
<b>Number of NO contacts for auxiliary contacts</b>		1
<b>Number of CO contacts for auxiliary contacts</b>		2
<b>Width</b>	mm	45
<b>Height</b>	mm	106
<b>Depth</b>	mm	91

#### Certificates/ approvals:

General Product Approval	other
 CCC  EAC  UL	<a href="#">Environmental Confirmations</a> <a href="#">Declaration of Conformity</a>

#### Further information

##### Information- and Downloadcenter (Catalogs, Brochures,...)

<http://www.siemens.com/industrial-controls/catalogs>

##### Industry Mall (Online ordering system)

<http://www.siemens.com/industrymall>

##### Cax online generator

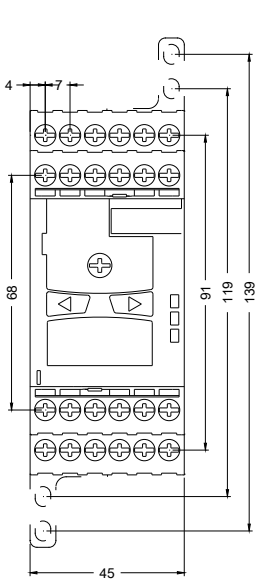
<http://support.automation.siemens.com/WW/CAXorder/default.aspx?lang=en&mlfb=3RS10421GW70>

##### Service&Support (Manuals, Certificates, Characteristics, FAQs,...)

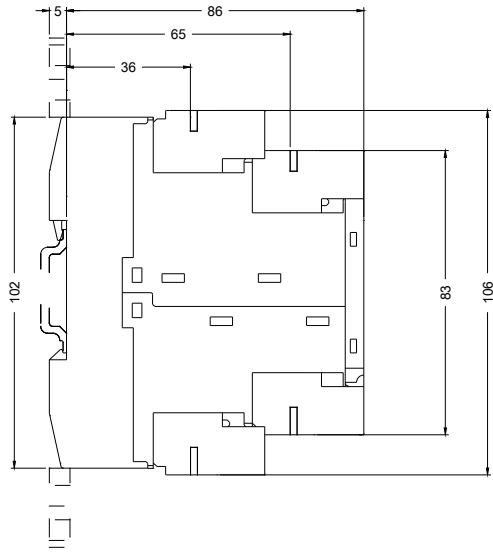
<http://support.automation.siemens.com/WW/view/en/3RS10421GW70/all>

##### Image database (product images, 2D dimension drawings, 3D models, device circuit diagrams, EPLAN macros, ...)

<http://www.automation.siemens.com/bilddb/index.aspx?attID9=3RS10421GW70&lang=en>



last modified:



09.03.2015