

High-Performance Distance Sensor

P1KY013

LASER

PNG//smart WinTec


Part Number



- 2 mutually independent switching outputs
- Interference-free towards gloss in the background with WinTec
- Miniature design
- No mutual interference with WinTec
- Reliable in case of glossy objects with WinTec
- Secure detection of black objects also in extremely inclined positions with WinTec

These miniature sensors determine distance between the sensor and the object by means of transit time measurement.

wenglor's interference-free technology (WinTec) is revolutionizing sensor technology: it prevents numerous sensors arranged directly opposite or next to each other from interfering with one another. The sensors reach a very high switching frequency and use laser class 1, which is safe for the human eye.

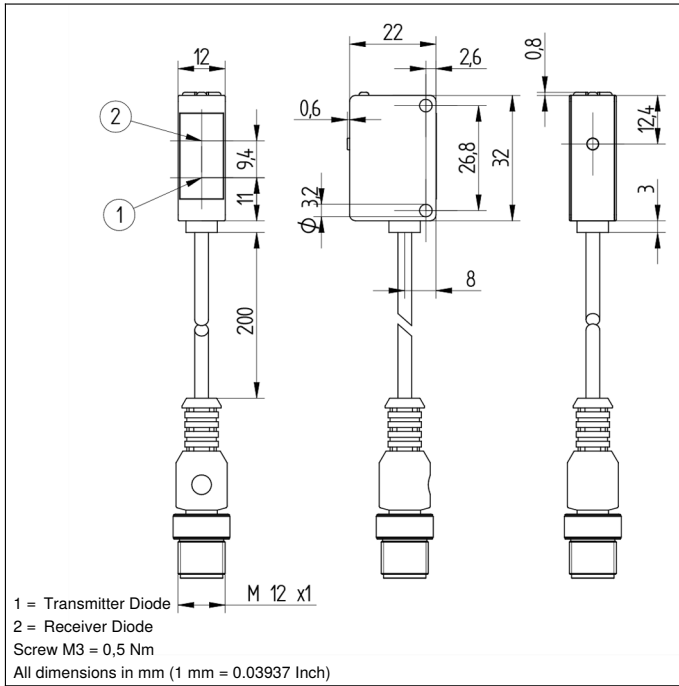


Technical Data

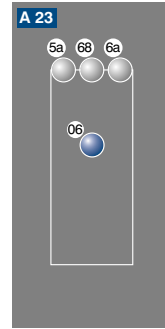
Optical Data	
Working Range	0...1000 mm
Adjustable Range	100...1000 mm
Switching Hysteresis	< 20 mm
Light Source	Laser (red)
Wavelength	680 nm
Service Life (T = +25 °C)	100000 h
Laser Class (EN 60825-1)	1
Beam Divergence	< 16 mrad
Max. Ambient Light	10000 Lux
Light Spot Diameter	see Table 1
Triple Dot Laser	yes
Electrical Data	
Supply Voltage	10...30 V DC
Supply Voltage with IO-Link	18...30 V DC
Current Consumption (U _b = 24 V)	< 30 mA
Switching Frequency	500 Hz
Response Time	1 ms
Temperature Drift (-10 °C < T _u ≤ 50 °C)	< 2 %
Temperature Drift (-40 °C < T _u ≤ 50 °C)	< 3 %
Temperature Range	-40...50 °C
Number of Switching Outputs	2
Switching Output Voltage Drop	< 2,5 V
Switching Output/Switching Current	100 mA
Short Circuit Protection	yes
Reverse Polarity Protection	yes
Overload Protection	yes
Interface	IO-Link V1.1
Protection Class	III
FDA Accession Number	1620293-001
Mechanical Data	
Setting Method	Teach-In
Housing Material	Plastic
Optic Cover	PMMA
Degree of Protection	IP67
Connection	M12 × 1; 4-pin
Cable Length	200 mm
Safety-relevant Data	
MTTFd (EN ISO 13849-1)	1021,76 a
NPN NO	●
IO-Link	●
Connection Diagram No.	223
Control Panel No.	A23
Suitable Connection Equipment No.	2
Suitable Mounting Technology No.	400

Complementary Products

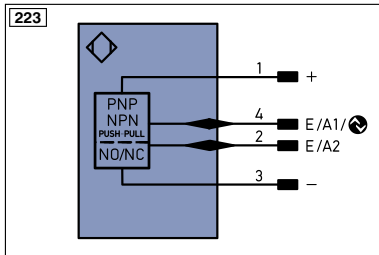
IO-Link Master
Software



Ctrl. Panel



- 06 = Teach Button
- 5a = Switching Status Display, O1
- 68 = Supply Voltage Indicator
- 6a = Switching Status Display, O2



Legend		Legend		Legend	
+	Supply Voltage +	PT	Platinum measuring resistor	EN ^A RS422	Encoder A/Ā (TTL)
-	Supply Voltage 0 V	nc	not connected	EN ^B RS422	Encoder B/B̄ (TTL)
~	Supply Voltage (AC Voltage)	U	Test Input	EN ^A	Encoder A
A	Switching Output (NO)	Ū	Test Input inverted	EN ^B	Encoder B
Ā	Switching Output (NC)	W	Trigger Input	A _{MIN}	Digital output MIN
V	Contamination/Error Output (NO)	W-	Ground for the Trigger Input	A _{MAX}	Digital output MAX
Ṽ	Contamination/Error Output (NC)	O	Analog Output	A _{OK}	Digital output OK
E	Input (analog or digital)	O-	Ground for the Analog Output	SY _{in}	Synchronization In
T	Teach Input	BZ	Block Discharge	SY _{OUT}	Synchronization OUT
Z	Time Delay (activation)	A _{MV}	Valve Output	OL _T	Brightness output
S	Shielding	a	Valve Control Output +	M	Maintenance
RxD	Interface Receive Path	b	Valve Control Output 0 V	rsv	reserved
TxD	Interface Send Path	SY	Synchronization	Wire Colors according to DIN IEC 757	
RDY	Ready	SY-	Ground for the Synchronization	BK	Black
GND	Ground	E+	Receiver-Line	BN	Brown
CL	Clock	S+	Emitter-Line	RD	Red
E/A	Output/Input programmable	±	Grounding	OG	Orange
	IO-Link	S _n R	Switching Distance Reduction	YE	Yellow
PoE	Power over Ethernet	Rx+/-	Ethernet Receive Path	GN	Green
IN	Safety Input	Tx+/-	Ethernet Send Path	BU	Blue
OSSD	Safety Output	Bus	Interfaces-Bus A(+)/B(-)	VT	Violet
Signal	Signal Output	L _a	Emitted Light disengageable	GY	Grey
Bl_D+/-	Ethernet Gigabit bidirect. data line (A-D)	Mag	Magnet activation	WH	White
EN ⁰ RS422	Encoder 0-pulse 0-0̄ (TTL)	RES	Input confirmation	PK	Pink
		EDM	Contactur Monitoring	GNVE	Green/Yellow

Table 1

Working Distance	100 mm	500 mm	1000 mm
Light Spot Diameter	4 mm	7 mm	15 mm

Switching Distance Deviation

Typical characteristic curve based on white, 90 % remission

