

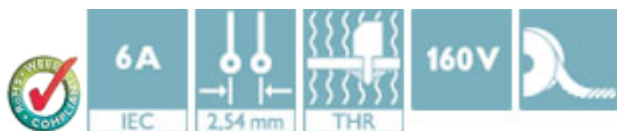
Printed-circuit board connector - MC 0,5/ 4-G-2,54 SMD R24 - 1821711

Please be informed that the data shown in this PDF Document is generated from our Online Catalog. Please find the complete data in the user's documentation. Our General Terms of Use for Downloads are valid (<http://phoenixcontact.com/download>)


Header, Nominal current: 6 A, Rated voltage (III/2): 160 V, Number of positions: 4, Pitch: 2.54 mm, Color: black, Contact surface: Gold, Mounting: SMD soldering, Sample values available under SAMPLE MC...



The illustration shows the 10-position version



Key Commercial Data

Packing unit	465 pc
Minimum order quantity	465 pc
GTIN	 4 046356 789875
Weight per Piece (excluding packing)	1.52 g
Custom tariff number	85366990
Country of origin	Germany
Note	Made to Order (non-returnable)

Technical data

Dimensions

Length	7.1 mm
Pitch	2.54 mm
Dimension a	7.62 mm
Width	14.7 mm
Height	4.8 mm
Pin dimensions	0,64 x 0,64 mm

General

Range of articles	MC 0,5/...-G-SMD
Insulating material group	IIIa
Rated surge voltage (III/3)	2.5 kV
Rated surge voltage (III/2)	2.5 kV
Rated surge voltage (II/2)	2.5 kV

Printed-circuit board connector - MC 0,5/ 4-G-2,54 SMD R24 - 1821711

Technical data

General

Rated voltage (III/3)	32 V
Rated voltage (III/2)	160 V
Rated voltage (II/2)	160 V
Connection in acc. with standard	EN-VDE
Nominal current I _N	6 A
Insulating material	LCP
Flammability rating according to UL 94	V0
Color	black
Number of positions	4

Standards and Regulations

Connection in acc. with standard	EN-VDE
Flammability rating according to UL 94	V0

Classifications

eCl@ss

eCl@ss 4.0	272607xx
eCl@ss 4.1	27260701
eCl@ss 5.0	27260701
eCl@ss 5.1	27260701
eCl@ss 6.0	27260704
eCl@ss 7.0	27440402
eCl@ss 8.0	27440402
eCl@ss 9.0	27440402

ETIM

ETIM 3.0	EC001121
ETIM 4.0	EC002637
ETIM 5.0	EC002637

UNSPSC

UNSPSC 6.01	30211810
UNSPSC 7.0901	39121409
UNSPSC 11	39121409
UNSPSC 12.01	39121409
UNSPSC 13.2	39121409

Approvals

Approvals

Printed-circuit board connector - MC 0,5/ 4-G-2,54 SMD R24 - 1821711

Approvals

Approvals

cULus Recognized / VDE Gutachten mit Fertigungsüberwachung / IEC60320 CB Scheme

Ex Approvals

Approvals submitted

Approval details

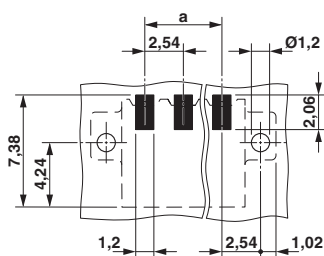
cULus Recognized		
	B	C
Nominal current I_N	6 A	6 A
Nominal voltage U_N	150 V	50 V

VDE Gutachten mit Fertigungsüberwachung	
Nominal current I_N	6 A
Nominal voltage U_N	160 V

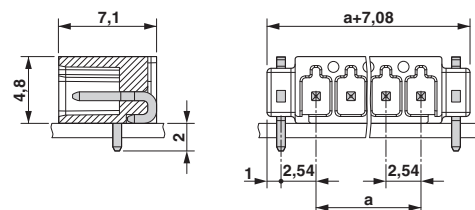
IECEE CB Scheme	
Nominal current I_N	6 A
Nominal voltage U_N	160 V

Drawings

Drilling diagram

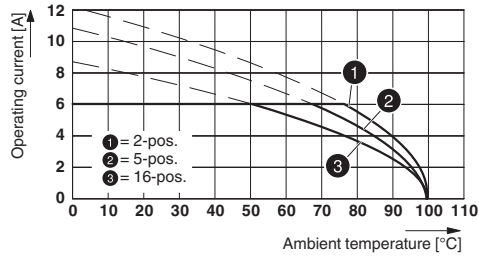


Dimensional drawing



Printed-circuit board connector - MC 0,5/ 4-G-2,54 SMD R24 - 1821711

Diagram



Type: FMC 0,5/...-ST-2,54 with MC 0,5/...-G-2,54 SMD R..