*System Article type		Technical Data	Order no. Colour
(2) MBI 2	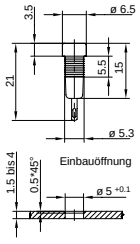	6 A press-fit sleeve	**973 642-100** ● **973 642-101** ●
(4) BI 20	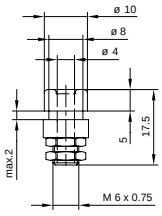	max. 32 A opening for installation ø 8 mm	**930 164-100** ● **930 164-101** ●
(4) BIL 20	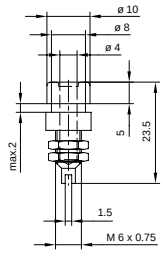	max. 32 A opening for installation ø 8 mm	**930 176-100** ● **930 176-101** ● **930 176-102** ● **930 176-103** ● **930 176-104** ● **930 176-107** ○
(4) BIL 30	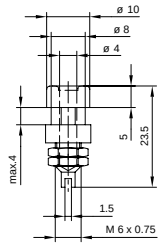	max. 32 A opening for installation ø 8 mm	**930 166-100** ● **930 166-101** ●
(4) BUG 10	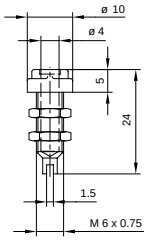	max. 32 A opening for installation ø 6 mm	**930 175-100** ● **930 175-101** ● **930 175-102** ● **930 175-103** ● **930 175-104** ●

*System Article type		Technical Data	Order no. Colour
(•) SEB 2600 G M4	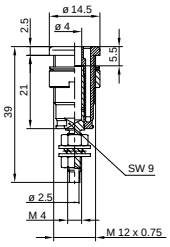	32 A screw connection, M4, solder	**972 354-100** ● **972 354-101** ● **972 354-102** ● **972 354-103** ● **972 354-104** ● **972 354-188** ●
(•) SEP 2600-G M4	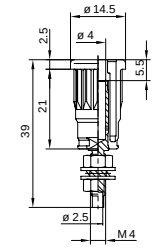	32 A screw connection, M4, solder, press-fit sleeve	**972 360-100** ● **972 360-101** ● **972 360-102** ● **972 360-103** ● **972 360-104** ● **972 360-188** ●
(•) SEB 2610 F4,8	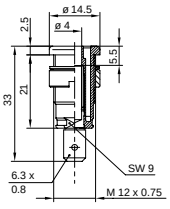	24 A 4.8 x 0.8, tab connector	**972 355-100** ● **972 355-101** ● **972 355-102** ● **972 355-103** ● **972 355-104** ● **972 355-188** ●
(•) SEP 2610-F4,8	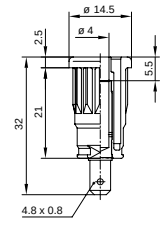	24 A press-fit sleeve, tab connector 4.8 x 0.8	**972 361-100** ● **972 361-101** ● **972 361-102** ● **972 361-103** ● **972 361-104** ● **972 361-188** ●
(•) SEB 2620 F6,3	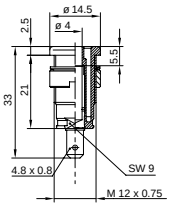	32 A 6.3 x 0.8, tab connector	**972 356-100** ● **972 356-101** ● **972 356-102** ● **972 356-103** ● **972 356-104** ● **972 356-188** ●

*System: (64) = 0.64 mm system / (2) ≙ 2 mm system / (4) ≙ 4 mm system / (•) ≙ 4 mm safety system / (↔) ≙ 4 mm sliding sleeve system