

Area of Application:
 Wall
 Water
 Min. working pressure 1 bar
 Max. working pressure 10 bar
 Min. temperature 5°C
 Max. temperature 80°C

Details:
 Check Valve
 flowfix 14 L/min
 45° Duo Cup

Materials in media contact:

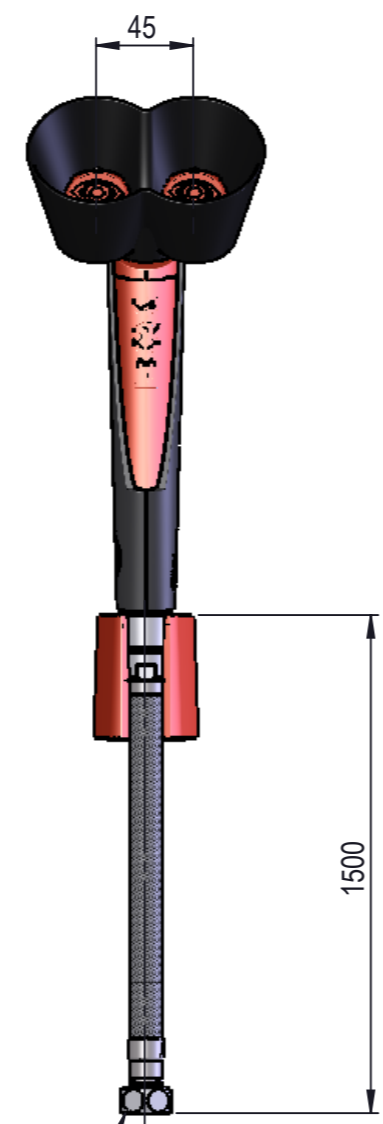
PA
 SS, AISI 316
 Rubber, EPDM
 POM
 TPE

Materials not in media contact: PP, PA, SEBS

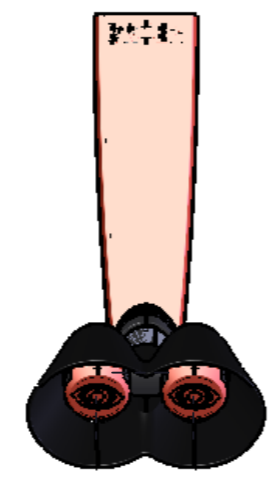
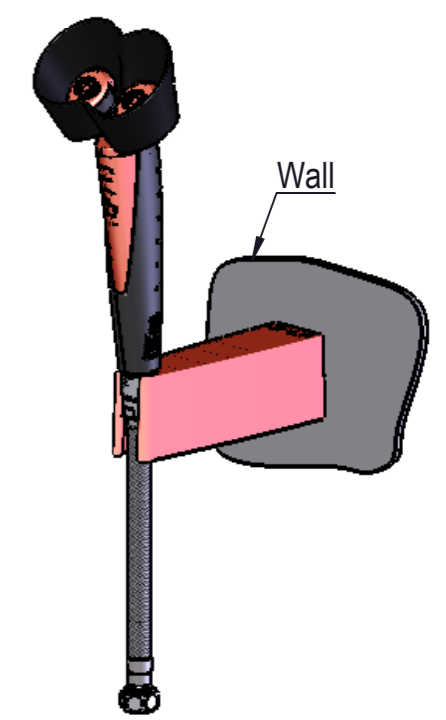
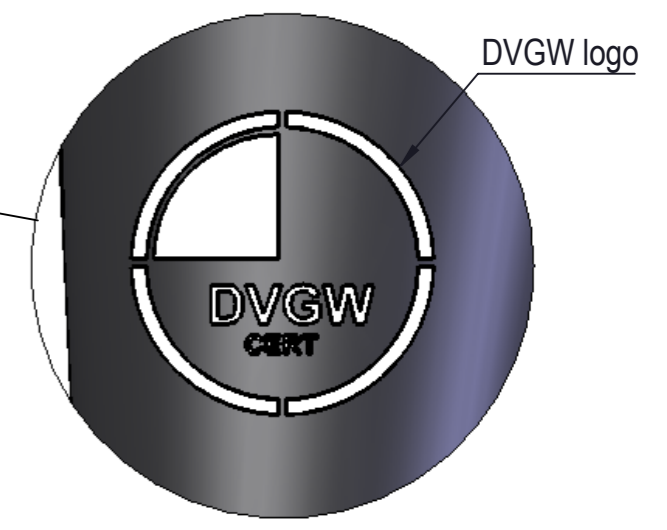
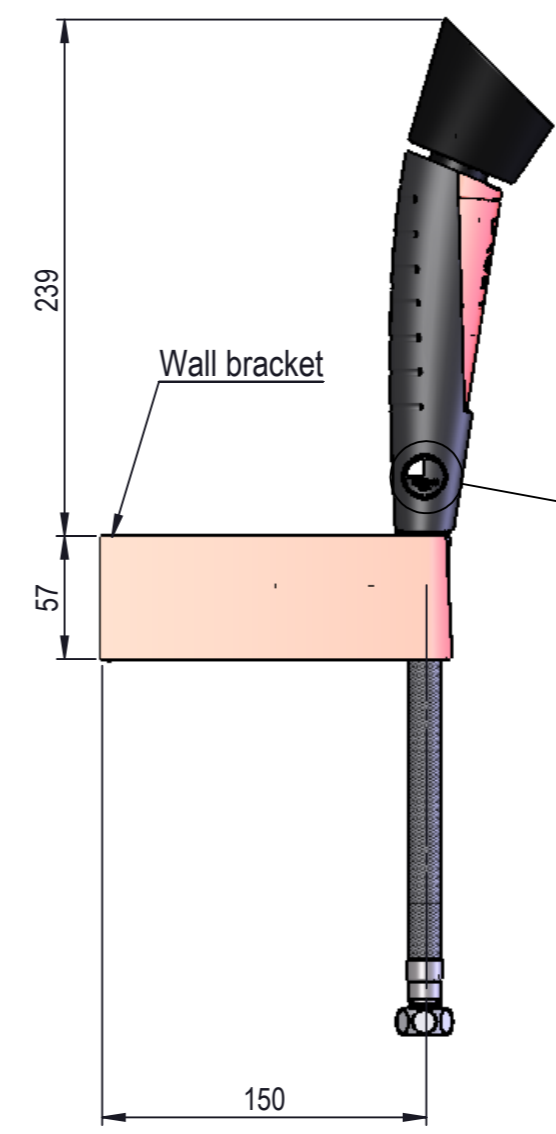
Mounting:

Inlet / outlet connection:



Union Nut G1/2"
 Easy to Clean Spray Head(s)



ISO 228/1- G1/2 Union nut included gasket



17001970
 Signs - instructions



| | | | | | | | | | | |
|--|------|------|--------|-----------|-----------|---------|--------------------------------|---------------|-----------------------------|------------------|
| Description: BROEN Emerg. Hand Eye Shower, Wall, 150mm, 45° Duo Cup, . | | | | | | | Media: Water | | | |
| | | | | | | | Comments: | | | |
| | | | | | | | Drawing type: Customer drawing | | | |
| | | | | | | | Weight: | | | |
| Rev. | Pos. | Date | TM No. | Design by | Drawn by: | Change: | Designed by: JAK | Drawn by: MWA | Released on TM No. | Date: 29-09-2014 |
| | | | | | | | Format: A3 | | Drawing No.: 27100098103011 | |
| | | | | | | | | | | |