


**RoHS
Compliant**



Description:

MLCC consists of a conducting material and electrodes. To manufacture a chip-type SMT and achieve miniaturization, high density and high efficiency, ceramic condensers are used. WTC high capacitance MLCC offers low ESR and excellent frequency characteristics to be suited for coupling and decoupling applications in circuit. The high dielectric constant material X7R, X5R and Y5V are used for this series product.

Features:

- Small size with high capacitance.
- Capacitor with lead-free termination (pure Tin).

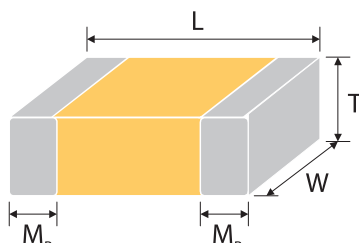
Applications:

- Digital circuit coupling or decoupling applications.
- For high frequency and high-density type power suppliers.
- For bypassing.

How To Order:

MC	31	X	225	K	100	C	T
	Size	Dielectric	Capacitance	Tolerance	Rated Voltage	Termination	Packaging style
Multicomp	Inch (mm) 0402 (1005) 0603 (1608) 0805 (2012) 1206 (3216) 1210 (3225) 1812 (4532)	B=X7R X=X5R S=X6S F=Y5V	Two significant digits followed by no. of zeros. And R is in place of decimal point. Eg.: 106 = 10×10^6 = 10 μ F	K= $\pm 10\%$ M= $\pm 20\%$ Z=-20/+80%	Two significant digits followed by no. of zeros. And R is in place of decimal point. 6R3=6.3V DC 100=10V DC 160=16V DC 250=25V DC 500=50V DC 101=100V DC	C=Cu/Ni/Sn	T=7" reeled G=13" reeled

External Dimensions:



The outline of MLCC

Size Inch (mm)	L (mm)	W (mm)	T (mm)/Symbol	Remark	M _B (mm)	
0402 (1005)	1 \pm 0.05	0.5 \pm 0.05	0.5 \pm 0.05	N	#	0.25 +0.05/-0.1
	1 \pm 0.2	0.5 \pm 0.2	0.5 \pm 0.2	E		
0603 (1608)	1.6 \pm 0.1	0.8 \pm 0.1	0.8 \pm 0.07	S	0.4 \pm 0.15	
	1.6 +0.15/-0.1	0.8 +0.15/-0.1	0.8 +0.15/-0.1	X		
	1.6 \pm 0.2 ^{*1}	0.8 \pm 0.2 ^{*1}	0.8 \pm 0.2 ^{*1}			
0805 (2012)	2 \pm 0.15	1.25 \pm 0.1	0.8 \pm 0.1	B	0.5 \pm 0.2	
			1.25 \pm 0.1	D		#
	2 \pm 0.2	1.25 \pm 0.2	1.25 \pm 0.2	I		#

Size Inch (mm)	L (mm)	W (mm)	T (mm)/Symbol		Remark	M _B (mm)
1206 (3216)	3.2±0.15	1.6±0.15	0.95±0.1	C	#	0.6±0.2
			1.25±0.1	D	#	
	3.2±0.2	1.6±0.2	1.15±0.15	J	#	
			1.6±0.20	G	#	
3.2+0.3/-0.1	1.6+0.3/-0.1	1.6+0.3/-0.1	P	#		
1210 (3225)	3.2±0.3	2.5±0.2	0.95±0.1	C	#	0.75±0.25
			1.25±0.1	D	#	
	3.2±0.4	2.5±0.3	1.6±0.2	G	#	
			2±0.2	K	#	
		2.5±0.3	M	#		
1812 (4532)	4.5±0.4	3.2±0.3	1.25±0.1	D	#	0.75±0.25
			2±0.2	K	#	
	4.5±0.4	3.2±0.4	2.5±0.3	M	#	
			2.8±0.3	U	#	

Reflow soldering only is recommended.

*1 : For 0603/Cap≥10μF products

General Electrical Data:

Dielectric	X7R	X5R	X6S	Y5V
Size	0402, 0603, 0805, 1206, 1210, 1812			
Capacitance range*	0.56μF to 47μF	0.027μF to 100μF	0.47μF to 100μF	1μF to 100μF
Capacitance tolerance**	K (±10%), M (±20%)			Z (-20/+80%)
Rated voltage (WVDC)	6.3V, 10V, 16V, 25V, 50V, 100V			
DF(Tan δ)*	Note 1			
Operating temperature	-55 to +125°C	-55 to +85°C	-55 to +105°C	-25 to +85°C
Capacitance characteristic	±15%		±22%	+30/-80%
Termination	Ni/Sn (lead-free termination)			

* Measured at 1±0.2Vrms, 1kHz±10% for C≤10μF; 0.5±0.2Vrms, 120Hz±20% for C>10μF, 30~70% related humidity, 25°C ambient temperature for X7R, X5R and at 20°C for Y5V.

** Preconditioning for Class II MLCC: Perform a heat treatment at 150±10°C for 1 hour, then leave in ambient condition for 24±2 hours before measurement.

Note 1:

X7R/X5R/X6S

Rated Vol.	D.F. \leq	Exception of D.F. \leq	
$\geq 100V$	$\leq 2.5\%$	$\leq 3\%$	1206 $\geq 0.47\mu F$
		$\leq 5\%$	0805 $> 0.1\mu F$; 0603 $\geq 0.068\mu F$
50V	$\leq 2.5\%$	$\leq 3\%$	0201(50V); 0603 $\geq 0.047\mu F$; 0805 $\geq 0.18\mu F$; 1206 $\geq 0.47\mu F$
		$\leq 5\%$	1210 $\geq 4.7\mu F$
		$\leq 10\%$	0402 $\geq 0.1\mu F$; 0603 $\geq 1\mu F$; 0805 $\geq 1\mu F$; 1206 $\geq 2.2\mu F$; 1210 $\geq 10\mu F$; TT series
35V	$\leq 3.5\%$	$\leq 10\%$	0603 $\geq 1\mu F$; 0805 $\geq 2.2\mu F$; 1210 $\geq 10\mu F$
25V	$\leq 3.5\%$	$\leq 5\%$	0201 $\geq 0.01\mu F$; 0805 $\geq 1\mu F$; 1210 $\geq 10\mu F$
		$\leq 7\%$	0603 $\geq 0.33\mu F$; 1206 $\geq 4.7\mu F$
		$\leq 10\%$	0402 $\geq 0.10\mu F$; 0603 $\geq 0.47\mu F$; 0805 $\geq 2.2\mu F$; 1206 $\geq 6.8\mu F$; 1210 $\geq 22\mu F$; TT series
		$\leq 12.5\%$	0402 $\geq 1\mu F$
16V	$\leq 3.5\%$	$\leq 5\%$	0201 $\geq 0.01\mu F$; 0402 $\geq 0.033\mu F$; 0603 $\geq 0.15\mu F$; 0805 $\geq 0.68\mu F$; 1206 $\geq 2.2\mu F$; 1210 $\geq 4.7\mu F$
		$\leq 10\%$	0201 $\geq 0.1\mu F$; 0402 $\geq 0.22\mu F$; 0603 $\geq 0.68\mu F$; 0805 $\geq 2.2\mu F$; 1206 $\geq 4.7\mu F$; 1210 $\geq 22\mu F$; TT series
10V	$\leq 5\%$	$\leq 10\%$	0201 $\geq 0.012\mu F$; 0402 $\geq 0.33\mu F$; 0603 $\geq 0.33\mu F$; 0805 $\geq 2.2\mu F$; 1206 $\geq 2.2\mu F$; 1210 $\geq 22\mu F$; TT series
		$\leq 15\%$	0201 $\geq 0.1\mu F$; 0402 $\geq 1\mu F$
6.3V	$\leq 10\%$	$\leq 15\%$	0201 $\geq 0.1\mu F$; 0402 $\geq 1\mu F$; 0603 $\geq 10\mu F$; 0805 $\geq 4.7\mu F$; 1206 $\geq 47\mu F$; 1210 $\geq 100\mu F$; TT series
		$\leq 20\%$	0402 $\geq 2.2\mu F$
4V	$\leq 15\%$	---	---

Y5V

Rated vol.	D.F. \leq	Exception of D.F. \leq	
$\geq 50V$	5%	7%	0603 $\geq 0.1\mu F$; 0805 $\geq 0.47\mu F$; 1206 $\geq 4.7\mu F$
35V	7%	---	---
25V	5%	7%	0402 $\geq 0.047\mu F$; 0603 $\geq 0.1\mu F$; 0805 $\geq 0.33\mu F$; 1206 $\geq 1\mu F$; 1210 $\geq 4.7\mu F$
		9%	0402 $\geq 0.068\mu F$; 0603 $\geq 0.47\mu F$; 1206 $\geq 4.7\mu F$; 1210 $\geq 22\mu F$
16V (C < 1.0 μF)	7%	9%	0402 $\geq 0.068\mu F$; 0603 $\geq 0.68\mu F$
		12.5%	0402 $\geq 0.22\mu F$
16V (C $\geq 1.0\mu F$)	9%	12.5%	0603 $\geq 2.2\mu F$; 0805 $\geq 3.3\mu F$; 1206 $\geq 10\mu F$; 1210 $\geq 22\mu F$; 1812 $\geq 47\mu F$
10V	12.5%	20%	0402 $\geq 0.47\mu F$
6.3V	20%	---	---

Packaging Dimension And Quantity:

Size	Thickness (mm)/Symbol		Paper tape		Plastic tape	
			7" reel	13" reel	7" reel	13" reel
0402 (1005)	0.50±0.05	N	10k	50k	-	-
	0.50±0.20	E	10k	-	-	-
0603 (1608)	0.80±0.07	S	4k	15k	-	-
	0.80±0.20	X	4k	15k	-	-
0805 (2012)	0.80±0.10	B	4k	15k	-	-
	1.25±0.10	D	-	-	3k	10k
1206 (3216)	1.25±0.20	I	-	-	3k	10k
	0.95±0.10	C	-	-	3k	10k
	1.15±0.15	J	-	-	3k	10K
	1.25±0.10	D	-	-	3k	10k
	1.60±0.20	G	-	-	2k	10k
1210 (3225)	1.60+0.30/-0.10	P	-	-	2k	9k
	0.95±0.10	C	-	-	3k	10k
	1.25±0.10	D	-	-	3k	10k
	1.60±0.20	G	-	-	2k	-
	2.00±0.20	K	-	-	1k	6k
1812 (4532)	2.50±0.30	M	-	-	1k	6k
	1.25±0.10	D	-	-	1k	5k
	2.00±0.20	K	-	-	1k	-
	2.50±0.30	M	-	-	0.5k	3k
	2.80±0.30	U	-	-	0.5k	-

Unit : pieces

No	Item	Test Condition	Requirements
1	Visual and Mechanical	-	No remarkable defect. Dimensions to conform to individual specification sheet.

No	Item	Test Condition	Requirements																																																																																										
2	Capacitance		*Shall not exceed the limits given in the detailed spec. NP0: Cap \geq 30pF, Q \geq 1000; Cap $<$ 30pF, Q \geq 400+20C X7R, X5R, X6S:																																																																																										
		<p>Class I: NP0 Cap\leq1000pF 1.0\pm0.2Vrms, 1MHz\pm10% Cap$>$1000pF 1.0\pm0.2Vrms, 1kHz\pm10% Class II: X7R, X5R, X6S, Y5V Cap\leq10μF, 1.0\pm0.2Vrms, 1kHz\pm10% ** Cap$>$10μF, 0.5\pm0.2Vrms, 120Hz\pm20%</p> <p>** Test condition: 0.5\pm0.2Vrms, 1kHz\pm10% X7R: 0603\geq225(10V), 0805=106(6.3V&10V) X5R: 01R5\geq103, 0201\geq224 (6.3V, 10V), 0402\geq475 (6.3V), 0402\geq225(10V), 0603=106 (6.3V, 10V), TT18X \geq475(10V) , TT15X series X6S: 0201\geq224 (6.3V), 0402\geq225 (6.3V),</p>	<table border="1"> <thead> <tr> <th>Rated vol.</th> <th>D.F.\leq</th> <th colspan="2">Exception of D.F. \leq</th> </tr> </thead> <tbody> <tr> <td rowspan="2">\geq100V</td> <td rowspan="2">\leq2.5%</td> <td>\leq3%</td> <td>1206\geq0.47μF</td> </tr> <tr> <td>\leq5%</td> <td>0805\geq0.1μF, 0603\geq0.068μF</td> </tr> <tr> <td rowspan="3">\geq50V</td> <td rowspan="3">\leq2.5%</td> <td>\leq3%</td> <td>0201(50V); 0603\geq0.047μF; 0805\geq0.18μF; 1206\geq0.47μF</td> </tr> <tr> <td>\leq5%</td> <td>1210\geq4.7μF</td> </tr> <tr> <td>\leq10%</td> <td>0402\geq0.1μF; 0603\geq1μF; 0805\geq1μF; 1206\geq4.7μF; 1210\geq10μF TT series</td> </tr> <tr> <td>35V</td> <td>\leq3.5%</td> <td>\leq10%</td> <td>0603\geq1μF; 0805\geq2.2μF; 1210\geq10μF</td> </tr> <tr> <td rowspan="4">25V</td> <td rowspan="4">\leq3.5%</td> <td>\leq5%</td> <td>0201\geq0.01μF; 0805\geq1μF; 1210\geq10μF</td> </tr> <tr> <td>\leq7%</td> <td>0603\geq0.33μF; 1206\geq4.7μF</td> </tr> <tr> <td>\leq10%</td> <td>0402\geq0.10μF; 0603\geq0.47μF; 0805\geq2.2μF; 1206\geq6.8μF ; 1210\geq22μF; TT series</td> </tr> <tr> <td>\leq12.5%</td> <td>0402\geq1μF</td> </tr> <tr> <td rowspan="2">16V</td> <td rowspan="2">\leq3.5%</td> <td>\leq5%</td> <td>0201\geq0.01μF; 0402\geq0.033μF; 0805\geq0.68μF; 1206\geq2.2μF; 1210\geq4.7μF</td> </tr> <tr> <td>\leq10%</td> <td>0201\geq0.1μF; 0402\geq0.47μF; 0603\geq0.68μF; 0805\geq2.2μF; 1206\geq4.7μF; 1210\geq22μF; TT series</td> </tr> <tr> <td rowspan="2">10V</td> <td rowspan="2">\leq5%</td> <td>\leq10%</td> <td>0201\geq0.012μF 0402\geq0.33μF; 0603\geq0.33μF; 0805\geq2.2μF; 1206\geq2.2μF; 1210\geq22μF; TT series</td> </tr> <tr> <td>\leq15%</td> <td>0201\geq0.1μF; 0402\geq1μF</td> </tr> <tr> <td rowspan="2">6.3V</td> <td rowspan="2">\leq10%</td> <td>\leq15%</td> <td>0201\geq0.1μF; 0402\geq1μF; 0603\geq10μF; 0805\geq4.7μF; 1206\geq47μF ; 1210\geq100μF; TT series</td> </tr> <tr> <td>\leq20%</td> <td>0402\geq2.2μF</td> </tr> <tr> <td>4V</td> <td>\leq15%</td> <td>-</td> <td>-</td> </tr> </tbody> </table> <p>Y5V:</p> <table border="1"> <thead> <tr> <th>Rated vol.</th> <th>D.F.\leq</th> <th colspan="2">Exception of D.F. \leq</th> </tr> </thead> <tbody> <tr> <td>\geq50V</td> <td>5%</td> <td>7%</td> <td>0603\geq0.1μF; 0805\geq0.47μF; 1206\geq4.7μF</td> </tr> <tr> <td>35V</td> <td>7%</td> <td>-</td> <td>-</td> </tr> <tr> <td rowspan="2">25V</td> <td rowspan="2">5%</td> <td>7%</td> <td>0402\geq0.047μF; 0603\geq0.1μF; 0805\geq0.33μF; 1206\geq1μF; 1210\geq4.7μF</td> </tr> <tr> <td>9%</td> <td>0402\geq0.068μF; 0603\geq0.47μF; 1206\geq4.7μF; 1210\geq22μF</td> </tr> <tr> <td rowspan="2">16V (C$<$1μF)</td> <td rowspan="2">7%</td> <td>9%</td> <td>0402\geq0.068μF; 0603\geq0.68μF</td> </tr> <tr> <td>12.5%</td> <td>0402\geq0.22μF</td> </tr> <tr> <td>16V (C\geq1.0μF)</td> <td>9%</td> <td>12.5%</td> <td>0603\geq2.2μF; 0805\geq3.3μF; 1206\geq10μF; 1210\geq22μF; 1812\geq47μF</td> </tr> <tr> <td>10V</td> <td>12.5%</td> <td>20%</td> <td>0402\geq0.47μF</td> </tr> <tr> <td>6.3V</td> <td>20%</td> <td>-</td> <td>-</td> </tr> </tbody> </table>	Rated vol.	D.F. \leq	Exception of D.F. \leq		\geq 100V	\leq 2.5%	\leq 3%	1206 \geq 0.47 μ F	\leq 5%	0805 \geq 0.1 μ F, 0603 \geq 0.068 μ F	\geq 50V	\leq 2.5%	\leq 3%	0201(50V); 0603 \geq 0.047 μ F; 0805 \geq 0.18 μ F; 1206 \geq 0.47 μ F	\leq 5%	1210 \geq 4.7 μ F	\leq 10%	0402 \geq 0.1 μ F; 0603 \geq 1 μ F; 0805 \geq 1 μ F; 1206 \geq 4.7 μ F; 1210 \geq 10 μ F TT series	35V	\leq 3.5%	\leq 10%	0603 \geq 1 μ F; 0805 \geq 2.2 μ F; 1210 \geq 10 μ F	25V	\leq 3.5%	\leq 5%	0201 \geq 0.01 μ F; 0805 \geq 1 μ F; 1210 \geq 10 μ F	\leq 7%	0603 \geq 0.33 μ F; 1206 \geq 4.7 μ F	\leq 10%	0402 \geq 0.10 μ F; 0603 \geq 0.47 μ F; 0805 \geq 2.2 μ F; 1206 \geq 6.8 μ F ; 1210 \geq 22 μ F; TT series	\leq 12.5%	0402 \geq 1 μ F	16V	\leq 3.5%	\leq 5%	0201 \geq 0.01 μ F; 0402 \geq 0.033 μ F; 0805 \geq 0.68 μ F; 1206 \geq 2.2 μ F; 1210 \geq 4.7 μ F	\leq 10%	0201 \geq 0.1 μ F; 0402 \geq 0.47 μ F; 0603 \geq 0.68 μ F; 0805 \geq 2.2 μ F; 1206 \geq 4.7 μ F; 1210 \geq 22 μ F; TT series	10V	\leq 5%	\leq 10%	0201 \geq 0.012 μ F 0402 \geq 0.33 μ F; 0603 \geq 0.33 μ F; 0805 \geq 2.2 μ F; 1206 \geq 2.2 μ F; 1210 \geq 22 μ F; TT series	\leq 15%	0201 \geq 0.1 μ F; 0402 \geq 1 μ F	6.3V	\leq 10%	\leq 15%	0201 \geq 0.1 μ F; 0402 \geq 1 μ F; 0603 \geq 10 μ F; 0805 \geq 4.7 μ F; 1206 \geq 47 μ F ; 1210 \geq 100 μ F; TT series	\leq 20%	0402 \geq 2.2 μ F	4V	\leq 15%	-	-	Rated vol.	D.F. \leq	Exception of D.F. \leq		\geq 50V	5%	7%	0603 \geq 0.1 μ F; 0805 \geq 0.47 μ F; 1206 \geq 4.7 μ F	35V	7%	-	-	25V	5%	7%	0402 \geq 0.047 μ F; 0603 \geq 0.1 μ F; 0805 \geq 0.33 μ F; 1206 \geq 1 μ F; 1210 \geq 4.7 μ F	9%	0402 \geq 0.068 μ F; 0603 \geq 0.47 μ F; 1206 \geq 4.7 μ F; 1210 \geq 22 μ F	16V (C $<$ 1 μ F)	7%	9%	0402 \geq 0.068 μ F; 0603 \geq 0.68 μ F	12.5%	0402 \geq 0.22 μ F	16V (C \geq 1.0 μ F)	9%	12.5%	0603 \geq 2.2 μ F; 0805 \geq 3.3 μ F; 1206 \geq 10 μ F; 1210 \geq 22 μ F; 1812 \geq 47 μ F	10V	12.5%	20%	0402 \geq 0.47 μ F	6.3V	20%	-	-
Rated vol.	D.F. \leq	Exception of D.F. \leq																																																																																											
\geq 100V	\leq 2.5%	\leq 3%	1206 \geq 0.47 μ F																																																																																										
		\leq 5%	0805 \geq 0.1 μ F, 0603 \geq 0.068 μ F																																																																																										
\geq 50V	\leq 2.5%	\leq 3%	0201(50V); 0603 \geq 0.047 μ F; 0805 \geq 0.18 μ F; 1206 \geq 0.47 μ F																																																																																										
		\leq 5%	1210 \geq 4.7 μ F																																																																																										
		\leq 10%	0402 \geq 0.1 μ F; 0603 \geq 1 μ F; 0805 \geq 1 μ F; 1206 \geq 4.7 μ F; 1210 \geq 10 μ F TT series																																																																																										
35V	\leq 3.5%	\leq 10%	0603 \geq 1 μ F; 0805 \geq 2.2 μ F; 1210 \geq 10 μ F																																																																																										
25V	\leq 3.5%	\leq 5%	0201 \geq 0.01 μ F; 0805 \geq 1 μ F; 1210 \geq 10 μ F																																																																																										
		\leq 7%	0603 \geq 0.33 μ F; 1206 \geq 4.7 μ F																																																																																										
		\leq 10%	0402 \geq 0.10 μ F; 0603 \geq 0.47 μ F; 0805 \geq 2.2 μ F; 1206 \geq 6.8 μ F ; 1210 \geq 22 μ F; TT series																																																																																										
		\leq 12.5%	0402 \geq 1 μ F																																																																																										
16V	\leq 3.5%	\leq 5%	0201 \geq 0.01 μ F; 0402 \geq 0.033 μ F; 0805 \geq 0.68 μ F; 1206 \geq 2.2 μ F; 1210 \geq 4.7 μ F																																																																																										
		\leq 10%	0201 \geq 0.1 μ F; 0402 \geq 0.47 μ F; 0603 \geq 0.68 μ F; 0805 \geq 2.2 μ F; 1206 \geq 4.7 μ F; 1210 \geq 22 μ F; TT series																																																																																										
10V	\leq 5%	\leq 10%	0201 \geq 0.012 μ F 0402 \geq 0.33 μ F; 0603 \geq 0.33 μ F; 0805 \geq 2.2 μ F; 1206 \geq 2.2 μ F; 1210 \geq 22 μ F; TT series																																																																																										
		\leq 15%	0201 \geq 0.1 μ F; 0402 \geq 1 μ F																																																																																										
6.3V	\leq 10%	\leq 15%	0201 \geq 0.1 μ F; 0402 \geq 1 μ F; 0603 \geq 10 μ F; 0805 \geq 4.7 μ F; 1206 \geq 47 μ F ; 1210 \geq 100 μ F; TT series																																																																																										
		\leq 20%	0402 \geq 2.2 μ F																																																																																										
4V	\leq 15%	-	-																																																																																										
Rated vol.	D.F. \leq	Exception of D.F. \leq																																																																																											
\geq 50V	5%	7%	0603 \geq 0.1 μ F; 0805 \geq 0.47 μ F; 1206 \geq 4.7 μ F																																																																																										
35V	7%	-	-																																																																																										
25V	5%	7%	0402 \geq 0.047 μ F; 0603 \geq 0.1 μ F; 0805 \geq 0.33 μ F; 1206 \geq 1 μ F; 1210 \geq 4.7 μ F																																																																																										
		9%	0402 \geq 0.068 μ F; 0603 \geq 0.47 μ F; 1206 \geq 4.7 μ F; 1210 \geq 22 μ F																																																																																										
16V (C $<$ 1 μ F)	7%	9%	0402 \geq 0.068 μ F; 0603 \geq 0.68 μ F																																																																																										
		12.5%	0402 \geq 0.22 μ F																																																																																										
16V (C \geq 1.0 μ F)	9%	12.5%	0603 \geq 2.2 μ F; 0805 \geq 3.3 μ F; 1206 \geq 10 μ F; 1210 \geq 22 μ F; 1812 \geq 47 μ F																																																																																										
10V	12.5%	20%	0402 \geq 0.47 μ F																																																																																										
6.3V	20%	-	-																																																																																										
	Q/ D.F. (Dissipation Factor)																																																																																												

No	Item	Test Condition	Requirements																								
4	Dielectric Strength	To apply voltage ($\leq 100V$) 250%. Duration: 1 to 5 sec. Charge and discharge current less than 50mA.	No evidence of damage or flash over during test.																								
5	Insulation Resistance	To apply rated voltage for max. 120 sec.	<p>10GΩ or $RxC \geq 500\Omega \cdot F$ whichever is smaller. Class II (X7R, X5R, X6S, Y5V)</p> <table border="1"> <thead> <tr> <th>Rated voltage</th> <th>Insulation Resistance</th> </tr> </thead> <tbody> <tr> <td>100V: X7R</td> <td rowspan="7">10G or $RxC \geq 100\Omega F$ whichever is smaller.</td> </tr> <tr> <td>50V:0603$\geq 1\mu F$;0805$\geq 1\mu F$;1206$\geq 4.7\mu F$; 1210$\geq 4.7\mu F$</td> </tr> <tr> <td>35V:0805$\geq 2.2\mu F$;1210$\geq 10\mu F$</td> </tr> <tr> <td>25V:0402$\geq 1\mu F$;0603$\geq 2.2\mu F$;0805$\geq 2.2\mu F$; 1206$\geq 10\mu F$;1210$\geq 10\mu F$</td> </tr> <tr> <td>16V:0402$\geq 0.22\mu F$;0603$\geq 1\mu F$;0805$\geq 2.2\mu F$; 1206$\geq 10\mu F$;1210$\geq 47\mu F$</td> </tr> <tr> <td>10V:0201$\geq 47nF$;0402$\geq 0.47\mu F$;0603$\geq 0.47\mu F$; 0805$\geq 2.2\mu F$; 1206$\geq 4.7\mu F$;1210$\geq 47\mu F$</td> </tr> <tr> <td>6.3V ; 4V</td> </tr> <tr> <td>50V: 0402$\geq 0.1\mu F$</td> <td rowspan="4">10GΩ or $RxC \geq 50 \Omega \cdot F$ whichever is smaller.</td> </tr> <tr> <td>35V:0603$\geq 1\mu F$</td> </tr> <tr> <td>10V:0603$\geq 10\mu F$</td> </tr> <tr> <td>4V:0603$\geq 22\mu F$; 0805$\geq 47\mu F$</td> </tr> </tbody> </table>	Rated voltage	Insulation Resistance	100V: X7R	10G or $RxC \geq 100\Omega F$ whichever is smaller.	50V:0603 $\geq 1\mu F$;0805 $\geq 1\mu F$;1206 $\geq 4.7\mu F$; 1210 $\geq 4.7\mu F$	35V:0805 $\geq 2.2\mu F$;1210 $\geq 10\mu F$	25V:0402 $\geq 1\mu F$;0603 $\geq 2.2\mu F$;0805 $\geq 2.2\mu F$; 1206 $\geq 10\mu F$;1210 $\geq 10\mu F$	16V:0402 $\geq 0.22\mu F$;0603 $\geq 1\mu F$;0805 $\geq 2.2\mu F$; 1206 $\geq 10\mu F$;1210 $\geq 47\mu F$	10V:0201 $\geq 47nF$;0402 $\geq 0.47\mu F$;0603 $\geq 0.47\mu F$; 0805 $\geq 2.2\mu F$; 1206 $\geq 4.7\mu F$;1210 $\geq 47\mu F$	6.3V ; 4V	50V: 0402 $\geq 0.1\mu F$	10G Ω or $RxC \geq 50 \Omega \cdot F$ whichever is smaller.	35V:0603 $\geq 1\mu F$	10V:0603 $\geq 10\mu F$	4V:0603 $\geq 22\mu F$; 0805 $\geq 47\mu F$									
Rated voltage	Insulation Resistance																										
100V: X7R	10G or $RxC \geq 100\Omega F$ whichever is smaller.																										
50V:0603 $\geq 1\mu F$;0805 $\geq 1\mu F$;1206 $\geq 4.7\mu F$; 1210 $\geq 4.7\mu F$																											
35V:0805 $\geq 2.2\mu F$;1210 $\geq 10\mu F$																											
25V:0402 $\geq 1\mu F$;0603 $\geq 2.2\mu F$;0805 $\geq 2.2\mu F$; 1206 $\geq 10\mu F$;1210 $\geq 10\mu F$																											
16V:0402 $\geq 0.22\mu F$;0603 $\geq 1\mu F$;0805 $\geq 2.2\mu F$; 1206 $\geq 10\mu F$;1210 $\geq 47\mu F$																											
10V:0201 $\geq 47nF$;0402 $\geq 0.47\mu F$;0603 $\geq 0.47\mu F$; 0805 $\geq 2.2\mu F$; 1206 $\geq 4.7\mu F$;1210 $\geq 47\mu F$																											
6.3V ; 4V																											
50V: 0402 $\geq 0.1\mu F$	10G Ω or $RxC \geq 50 \Omega \cdot F$ whichever is smaller.																										
35V:0603 $\geq 1\mu F$																											
10V:0603 $\geq 10\mu F$																											
4V:0603 $\geq 22\mu F$; 0805 $\geq 47\mu F$																											
6	Temperature Coefficient	With no electrical load.	<table border="1"> <thead> <tr> <th>T.C.</th> <th>Operating Temp</th> <th>T.C.</th> <th>Capacitance Change</th> </tr> </thead> <tbody> <tr> <td>NPO</td> <td>-55~125°C at 25°C</td> <td>NPO</td> <td>Within $\pm 30\text{ppm}/^\circ\text{C}$</td> </tr> <tr> <td>X7R</td> <td>-55~125°C at 25°C</td> <td>X7R</td> <td>Within $\pm 15\%$</td> </tr> <tr> <td>X5R</td> <td>-55~ 85°C at 25°C</td> <td>X5R</td> <td>Within $\pm 15\%$</td> </tr> <tr> <td>X6S</td> <td>-55~105°C at 25°C</td> <td>X6S</td> <td>Within $\pm 22\%$</td> </tr> <tr> <td>Y5V</td> <td>-25~ 85°C at 20°C</td> <td>Y5V</td> <td>Within +30%/-80%</td> </tr> </tbody> </table>	T.C.	Operating Temp	T.C.	Capacitance Change	NPO	-55~125°C at 25°C	NPO	Within $\pm 30\text{ppm}/^\circ\text{C}$	X7R	-55~125°C at 25°C	X7R	Within $\pm 15\%$	X5R	-55~ 85°C at 25°C	X5R	Within $\pm 15\%$	X6S	-55~105°C at 25°C	X6S	Within $\pm 22\%$	Y5V	-25~ 85°C at 20°C	Y5V	Within +30%/-80%
T.C.	Operating Temp	T.C.	Capacitance Change																								
NPO	-55~125°C at 25°C	NPO	Within $\pm 30\text{ppm}/^\circ\text{C}$																								
X7R	-55~125°C at 25°C	X7R	Within $\pm 15\%$																								
X5R	-55~ 85°C at 25°C	X5R	Within $\pm 15\%$																								
X6S	-55~105°C at 25°C	X6S	Within $\pm 22\%$																								
Y5V	-25~ 85°C at 20°C	Y5V	Within +30%/-80%																								
7	Adhesive Strength of Termination	Pressurizing force: 5N (≤ 0603) and 10N (>0603) * Test time: 10 \pm 1 sec.	No remarkable damage or removal of the terminations.																								
8	Vibration Resistance	Vibration frequency: 10~55 Hz/min. Total amplitude: 1.5mm Test time: 6 hrs. (Two hrs each in three mutually perpendicular directions.) Measurement to be made after keeping at room temp. for 24 \pm 2 hrs.	No remarkable damage. Cap change and Q/D.F.: To meet initial spec.																								

No	Item	Test Condition	Requirements															
9	Solderability	Solder temperature: 235±5°C Dipping time: 2±0.5 sec.	95% min. coverage of all metalized area.															
10.	Bending Test	The middle part of substrate shall be pressurized by means of the pressurizing rod at a rate of about 1 mm per second until the deflection becomes 1 mm and then the pressure shall be maintained for 5±1 sec. Measurement to be made after keeping at room temp. for 24±2 hrs.	No remarkable damage. Cap change: NP0: within ±5% or 0.5pF whichever is larger X7R, X5R, X6S: within ±12.5% Y5V: within ±30% (This capacitance change means the change of capacitance under specified flexure of substrate from the capacitance measured before the test.)															
11	Resistance to Soldering Heat	Solder temperature: 260±5°C Dipping time: 10±1 sec Preheating: 120 to 150°C for 1 minute before immerse the capacitor in a eutectic solder. Before initial measurement (Class II only): Perform 150+0/-10°C for 1 hr and then set for 24±2 hrs at room temp. Measurement to be made after keeping at room temp. for 24±2 hrs.	No remarkable damage. Cap change: NP0: within ±2.5% or 0.25pF whichever is larger X7R, X5R, X6S: within ±7.5% Y5V: within ±20% Q/D.F., I.R. and dielectric strength: To meet initial requirements. 25% max. leaching on each edge.															
12	Temperature Cycle	Conduct the five cycles according to the temperatures and time. <table border="1" data-bbox="359 1209 790 1422"> <thead> <tr> <th>Step</th> <th>Temp. (°C)</th> <th>Time (min.)</th> </tr> </thead> <tbody> <tr> <td>1</td> <td>Min. operating temp. +0/-3</td> <td>30±3</td> </tr> <tr> <td>2</td> <td>Room temp.</td> <td>2~3</td> </tr> <tr> <td>3</td> <td>Max. operating temp. +3/-0</td> <td>30±3</td> </tr> <tr> <td>4</td> <td>Room temp.</td> <td>2~3</td> </tr> </tbody> </table> Before initial measurement (Class II only): Perform 150+0/-10°C for 1 hr and then set for 24±2 hrs at room temp. Measurement to be made after keeping at room temp. for 24±2 hrs.	Step	Temp. (°C)	Time (min.)	1	Min. operating temp. +0/-3	30±3	2	Room temp.	2~3	3	Max. operating temp. +3/-0	30±3	4	Room temp.	2~3	No remarkable damage. Cap change: NP0: within ±2.5% or 0.25pF whichever is larger X7R, X5R, X6S: within ±7.5% Y5V: within ±20% Q/D.F., I.R. and dielectric strength: To meet initial requirements.
Step	Temp. (°C)	Time (min.)																
1	Min. operating temp. +0/-3	30±3																
2	Room temp.	2~3																
3	Max. operating temp. +3/-0	30±3																
4	Room temp.	2~3																

No	Item	Test Condition	Requirements																																																				
13	Humidity (Damp Heat) Steady State	Test temp.: 40±2°C Humidity: 90~95% RH Test time: 500+24/-0hrs. Before initial measurement (Class II only): Perform 150+0/-10°C for 1 hr and then set for 24±2 hrs at room temp. Measurement to be made after keeping at room temp. for 24±2 hrs.	No remarkable damage. Cap change: NP0: within ±5% or 0.5pF whichever is larger X7R, X5R, X6S: ≥10V**, within ±12.5%; ≤6.3V within ±25%; TT series & C ≥ 1uF, within ±25% **10V: 0603 ≥ 4.7µF; 0402 ≥ 1µF; 0201 ≥ 0.1µF, within ±25%; Y5V: ≥10V, within ±30%; ≤6.3V, within +30/-40% Q/D.F. value: NP0: More than 30pF Q ≥ 350, 10pF ≤ C ≤ 30pF, Q ≥ 275 + 2.5C Less than 10pF Q ≥ 200 + 10C X7R, X5R, X6S:																																																				
			<table border="1"> <thead> <tr> <th>Rated vol.</th> <th>D.F. ≤</th> <th colspan="2">Exception of D.F. ≤</th> </tr> </thead> <tbody> <tr> <td rowspan="2">≥100V</td> <td rowspan="2">≤3%</td> <td>≤6%</td> <td>1206 ≥ 0.47µF</td> </tr> <tr> <td>≤7.5%</td> <td>0805 > 0.1µF, 0603 ≥ 0.068µF</td> </tr> <tr> <td rowspan="3">≥50V</td> <td rowspan="3">≤3%</td> <td>≤6%</td> <td>0201(50V); 0603 ≥ 0.047µF; 0805 ≥ 0.18µF; 1206 ≥ 0.47µF</td> </tr> <tr> <td>≤10%</td> <td>1210 ≥ 4.7µF</td> </tr> <tr> <td>≤20%</td> <td>0402 ≥ 0.1µF; 0603 ≥ 1µF; 0805 ≥ 1µF; 1206 ≥ 4.7µF; 1210 ≥ 10µF TT series</td> </tr> <tr> <td>35V</td> <td>≤5%</td> <td>≤20%</td> <td>0603 ≥ 1µF; 0805 ≥ 2.2µF; 1210 ≥ 10µF</td> </tr> <tr> <td rowspan="4">25V</td> <td rowspan="4">≤5%</td> <td>≤10%</td> <td>0201 ≥ 0.01µF; 0805 ≥ 1µF; 1210 ≥ 10µF</td> </tr> <tr> <td>≤14%</td> <td>0603 ≥ 0.33µF; 1206 ≥ 4.7µF</td> </tr> <tr> <td>≤15%</td> <td>0402 ≥ 0.10µF; 0603 ≥ 0.47µF; 0805 ≥ 2.2µF; 1206 ≥ 6.8µF; 1210 ≥ 22µF; TT series</td> </tr> <tr> <td>≤20%</td> <td>0402 ≥ 1µF</td> </tr> <tr> <td rowspan="2">16V</td> <td rowspan="2">≤5%</td> <td>≤10%</td> <td>0201 ≥ 0.01µF; 0402 ≥ 0.033µF; 0805 ≥ 0.68µF; 1206 ≥ 2.2µF; 1210 ≥ 4.7µF</td> </tr> <tr> <td>≤15%</td> <td>0201 ≥ 0.1µF; 0402 ≥ 0.47µF; 0603 ≥ 0.68µF; 0805 ≥ 2.2µF; 1206 ≥ 4.7µF; 1210 ≥ 22µF; TT series</td> </tr> <tr> <td rowspan="2">10V</td> <td rowspan="2">≤7.5%</td> <td>≤15%</td> <td>0201 ≥ 0.012µF; 0402 ≥ 0.33µF; 0603 ≥ 0.33µF; 0805 ≥ 2.2µF; 1206 ≥ 2.2µF; 1210 ≥ 22µF</td> </tr> <tr> <td>≤20%</td> <td>0201 ≥ 0.1µF; 0402 ≥ 1µF TT series</td> </tr> <tr> <td>6.3V</td> <td>≤15%</td> <td>≤30%</td> <td>0201 ≥ 0.1µF; 0402 ≥ 1µF; 0603 ≥ 10µF; 0805 ≥ 4.7µF; 1206 ≥ 47µF; 1210 ≥ 100µF; TT series</td> </tr> <tr> <td>4V</td> <td>≤20%</td> <td>-</td> <td>-</td> </tr> </tbody> </table>	Rated vol.	D.F. ≤	Exception of D.F. ≤		≥100V	≤3%	≤6%	1206 ≥ 0.47µF	≤7.5%	0805 > 0.1µF, 0603 ≥ 0.068µF	≥50V	≤3%	≤6%	0201(50V); 0603 ≥ 0.047µF; 0805 ≥ 0.18µF; 1206 ≥ 0.47µF	≤10%	1210 ≥ 4.7µF	≤20%	0402 ≥ 0.1µF; 0603 ≥ 1µF; 0805 ≥ 1µF; 1206 ≥ 4.7µF; 1210 ≥ 10µF TT series	35V	≤5%	≤20%	0603 ≥ 1µF; 0805 ≥ 2.2µF; 1210 ≥ 10µF	25V	≤5%	≤10%	0201 ≥ 0.01µF; 0805 ≥ 1µF; 1210 ≥ 10µF	≤14%	0603 ≥ 0.33µF; 1206 ≥ 4.7µF	≤15%	0402 ≥ 0.10µF; 0603 ≥ 0.47µF; 0805 ≥ 2.2µF; 1206 ≥ 6.8µF; 1210 ≥ 22µF; TT series	≤20%	0402 ≥ 1µF	16V	≤5%	≤10%	0201 ≥ 0.01µF; 0402 ≥ 0.033µF; 0805 ≥ 0.68µF; 1206 ≥ 2.2µF; 1210 ≥ 4.7µF	≤15%	0201 ≥ 0.1µF; 0402 ≥ 0.47µF; 0603 ≥ 0.68µF; 0805 ≥ 2.2µF; 1206 ≥ 4.7µF; 1210 ≥ 22µF; TT series	10V	≤7.5%	≤15%	0201 ≥ 0.012µF; 0402 ≥ 0.33µF; 0603 ≥ 0.33µF; 0805 ≥ 2.2µF; 1206 ≥ 2.2µF; 1210 ≥ 22µF	≤20%	0201 ≥ 0.1µF; 0402 ≥ 1µF TT series	6.3V	≤15%	≤30%	0201 ≥ 0.1µF; 0402 ≥ 1µF; 0603 ≥ 10µF; 0805 ≥ 4.7µF; 1206 ≥ 47µF; 1210 ≥ 100µF; TT series	4V	≤20%	-	-
			Rated vol.	D.F. ≤	Exception of D.F. ≤																																																		
			≥100V	≤3%	≤6%	1206 ≥ 0.47µF																																																	
					≤7.5%	0805 > 0.1µF, 0603 ≥ 0.068µF																																																	
			≥50V	≤3%	≤6%	0201(50V); 0603 ≥ 0.047µF; 0805 ≥ 0.18µF; 1206 ≥ 0.47µF																																																	
					≤10%	1210 ≥ 4.7µF																																																	
					≤20%	0402 ≥ 0.1µF; 0603 ≥ 1µF; 0805 ≥ 1µF; 1206 ≥ 4.7µF; 1210 ≥ 10µF TT series																																																	
			35V	≤5%	≤20%	0603 ≥ 1µF; 0805 ≥ 2.2µF; 1210 ≥ 10µF																																																	
			25V	≤5%	≤10%	0201 ≥ 0.01µF; 0805 ≥ 1µF; 1210 ≥ 10µF																																																	
					≤14%	0603 ≥ 0.33µF; 1206 ≥ 4.7µF																																																	
					≤15%	0402 ≥ 0.10µF; 0603 ≥ 0.47µF; 0805 ≥ 2.2µF; 1206 ≥ 6.8µF; 1210 ≥ 22µF; TT series																																																	
					≤20%	0402 ≥ 1µF																																																	
16V	≤5%	≤10%	0201 ≥ 0.01µF; 0402 ≥ 0.033µF; 0805 ≥ 0.68µF; 1206 ≥ 2.2µF; 1210 ≥ 4.7µF																																																				
		≤15%	0201 ≥ 0.1µF; 0402 ≥ 0.47µF; 0603 ≥ 0.68µF; 0805 ≥ 2.2µF; 1206 ≥ 4.7µF; 1210 ≥ 22µF; TT series																																																				
10V	≤7.5%	≤15%	0201 ≥ 0.012µF; 0402 ≥ 0.33µF; 0603 ≥ 0.33µF; 0805 ≥ 2.2µF; 1206 ≥ 2.2µF; 1210 ≥ 22µF																																																				
		≤20%	0201 ≥ 0.1µF; 0402 ≥ 1µF TT series																																																				
6.3V	≤15%	≤30%	0201 ≥ 0.1µF; 0402 ≥ 1µF; 0603 ≥ 10µF; 0805 ≥ 4.7µF; 1206 ≥ 47µF; 1210 ≥ 100µF; TT series																																																				
4V	≤20%	-	-																																																				

No	Item	Test Condition	Requirements																																															
13			<p>Y5V:</p> <table border="1"> <thead> <tr> <th>Rated vol.</th> <th>D.F. ≤</th> <th colspan="2">Exception of D.F. ≤</th> </tr> </thead> <tbody> <tr> <td>≥50V</td> <td>7.5%</td> <td>10%</td> <td>0603≥0.1μF; 0805≥0.47μF; 1206≥4.7μF</td> </tr> <tr> <td>35V</td> <td>10%</td> <td>-</td> <td>-</td> </tr> <tr> <td rowspan="2">25V</td> <td rowspan="2">7.5%</td> <td>10%</td> <td>0402≥0.047μF; 0603≥0.1μF; 0805≥0.33μF; 1206≥1μF; 1210≥4.7μF</td> </tr> <tr> <td>15%</td> <td>0402≥0.068μF; 0603≥0.47μF; 1206≥4.7μF; 1210≥22μF</td> </tr> <tr> <td rowspan="2">16V (C<1μF)</td> <td rowspan="2">10%</td> <td>12.5%</td> <td>0402≥0.068μF; 0603≥0.68μF</td> </tr> <tr> <td>20%</td> <td>0402≥0.22μF</td> </tr> <tr> <td>16V (C≥1.0μF)</td> <td>12.5%</td> <td>20%</td> <td>0603≥2.2μF; 0805≥3.3μF; 1206≥10μF; 1210≥22μF; 1812≥47μF</td> </tr> <tr> <td>10V</td> <td>20%</td> <td>30%</td> <td>0402≥0.47μF</td> </tr> <tr> <td>6.3V</td> <td>30%</td> <td>-</td> <td>-</td> </tr> </tbody> </table> <p>*I.R.: ≥10V, 1GΩ or 50 Ω-F whichever is smaller. Class II (X7R, X5R, X6S, Y5V)</p> <table border="1"> <thead> <tr> <th>Rated voltage</th> <th>Insulation Resistance</th> </tr> </thead> <tbody> <tr> <td>100V: X7R</td> <td rowspan="8">1GΩ or Rx C ≥ 10 Ω-F whichever is smaller.</td> </tr> <tr> <td>50V: 0402≥0.1μF; 0603≥1μF; 0805≥1μF; 1206≥4.7μF; 1210≥4.7μF</td> </tr> <tr> <td>35V: 0603≥1μF; 0805≥2.2μF; 1210≥10μF</td> </tr> <tr> <td>25V: 0402≥1μF; 0603≥2.2μF; 0805≥2.2μF; 1206≥10μF; 1210≥10μF</td> </tr> <tr> <td>16V: 0402≥0.22μF; 0603≥1μF; 0805≥2.2μF; 1206≥10μF; 1210≥47μF</td> </tr> <tr> <td>10V: 0201≥47nF; 0402≥0.47μF; 0603≥0.47μF; 0805≥2.2μF;</td> </tr> <tr> <td>1206≥4.7μF; 1210≥47μF</td> </tr> <tr> <td>6.3V ; 4V</td> </tr> </tbody> </table>	Rated vol.	D.F. ≤	Exception of D.F. ≤		≥50V	7.5%	10%	0603≥0.1μF; 0805≥0.47μF; 1206≥4.7μF	35V	10%	-	-	25V	7.5%	10%	0402≥0.047μF; 0603≥0.1μF; 0805≥0.33μF; 1206≥1μF; 1210≥4.7μF	15%	0402≥0.068μF; 0603≥0.47μF; 1206≥4.7μF; 1210≥22μF	16V (C<1μF)	10%	12.5%	0402≥0.068μF; 0603≥0.68μF	20%	0402≥0.22μF	16V (C≥1.0μF)	12.5%	20%	0603≥2.2μF; 0805≥3.3μF; 1206≥10μF; 1210≥22μF; 1812≥47μF	10V	20%	30%	0402≥0.47μF	6.3V	30%	-	-	Rated voltage	Insulation Resistance	100V: X7R	1GΩ or Rx C ≥ 10 Ω-F whichever is smaller.	50V: 0402≥0.1μF; 0603≥1μF; 0805≥1μF; 1206≥4.7μF; 1210≥4.7μF	35V: 0603≥1μF; 0805≥2.2μF; 1210≥10μF	25V: 0402≥1μF; 0603≥2.2μF; 0805≥2.2μF; 1206≥10μF; 1210≥10μF	16V: 0402≥0.22μF; 0603≥1μF; 0805≥2.2μF; 1206≥10μF; 1210≥47μF	10V: 0201≥47nF; 0402≥0.47μF; 0603≥0.47μF; 0805≥2.2μF;	1206≥4.7μF; 1210≥47μF	6.3V ; 4V
Rated vol.	D.F. ≤	Exception of D.F. ≤																																																
≥50V	7.5%	10%	0603≥0.1μF; 0805≥0.47μF; 1206≥4.7μF																																															
35V	10%	-	-																																															
25V	7.5%	10%	0402≥0.047μF; 0603≥0.1μF; 0805≥0.33μF; 1206≥1μF; 1210≥4.7μF																																															
		15%	0402≥0.068μF; 0603≥0.47μF; 1206≥4.7μF; 1210≥22μF																																															
16V (C<1μF)	10%	12.5%	0402≥0.068μF; 0603≥0.68μF																																															
		20%	0402≥0.22μF																																															
16V (C≥1.0μF)	12.5%	20%	0603≥2.2μF; 0805≥3.3μF; 1206≥10μF; 1210≥22μF; 1812≥47μF																																															
10V	20%	30%	0402≥0.47μF																																															
6.3V	30%	-	-																																															
Rated voltage	Insulation Resistance																																																	
100V: X7R	1GΩ or Rx C ≥ 10 Ω-F whichever is smaller.																																																	
50V: 0402≥0.1μF; 0603≥1μF; 0805≥1μF; 1206≥4.7μF; 1210≥4.7μF																																																		
35V: 0603≥1μF; 0805≥2.2μF; 1210≥10μF																																																		
25V: 0402≥1μF; 0603≥2.2μF; 0805≥2.2μF; 1206≥10μF; 1210≥10μF																																																		
16V: 0402≥0.22μF; 0603≥1μF; 0805≥2.2μF; 1206≥10μF; 1210≥47μF																																																		
10V: 0201≥47nF; 0402≥0.47μF; 0603≥0.47μF; 0805≥2.2μF;																																																		
1206≥4.7μF; 1210≥47μF																																																		
6.3V ; 4V																																																		
14	Humidity (Damp Heat) Load	<p>Test temp.: 40±2°C Humidity: 90~95%RH Test time: 500+24/-0 hrs. To apply voltage : rated voltage. Before initial measurement (Class II only): To apply test voltage for 1hr at 40°C and then set for 24±2 hrs at room temp. Measurement to be made after keeping at room temp. for 24±2 hrs.</p>	<p>No remarkable damage. Cap change: NP0: ±7.5% or 0.75pF whichever is larger. X7R, X5R, X6S: ≥10V**, within ±12.5%; ≤6.3V within ±25%; TT series & C ≥ 1uF, within ±25% **10V: 0603≥4.7μF; 0402≥1μF; 0201≥0.1μF, within ±25%; Y5V: ≥10V, within ±30%; ≤6.3V, within +30/-40% Q/D.F. value: NP0: C≥30pF, Q≥200; C<30pF, Q≥100+10/3C</p>																																															

No	Item	Test Condition	Requirements					
14	Humidity (Damp Heat) Load		X7R, X5R, X6S:					
			Rated vol.	D.F. ≤	Exception of D.F. ≤			
			≥100V	≤3%	≤6%	1206 ≥ 0.47μF		
					≤7.5%	0805 > 0.1μF; 0603 ≥ 0.068μF		
			≥50V	≤3%	≤6%	0201(50V); 0603 ≥ 0.047μF; 0805 ≥ 0.18μF; 1206 ≥ 0.47μF		
					≤10%	1210 ≥ 4.7μF		
					≤20%	0402 ≥ 0.1μF; 0603 ≥ 1μF; 0805 ≥ 1μF; 1206 ≥ 4.7μF; 1210 ≥ 10μF TT series		
			35V	≤5%	≤20%	0603 ≥ 1μF; 0805 ≥ 2.2μF; 1210 ≥ 10μF		
			25V	≤5%	≤10%	0201 ≥ 0.01μF; 0805 ≥ 1μF; 1210 ≥ 10μF		
					≤14%	0603 ≥ 0.33μF; 1206 ≥ 4.7μF		
					≤15%	0402 ≥ 0.10μF; 0603 ≥ 0.47μF; 0805 ≥ 2.2μF; 1206 ≥ 6.8μF; 1210 ≥ 22μF; TT series		
					≤20%	0402 ≥ 1μF		
			16V	≤5%	≤10%	0201 ≥ 0.01μF; 0402 ≥ 0.033μF; 0805 ≥ 0.68μF; 1206 ≥ 2.2μF; 1210 ≥ 4.7μF		
					≤15%	0201 ≥ 0.1μF; 0402 ≥ 0.47μF; 0603 ≥ 0.68μF; 0805 ≥ 2.2μF; 1206 ≥ 4.7μF; 1210 ≥ 22μF; TT series		
			10V	≤7.5%	≤15%	0201 ≥ 0.012μF; 0402 ≥ 0.33μF; 0603 ≥ 0.33μF; 0805 ≥ 2.2μF; 1206 ≥ 2.2μF; 1210 ≥ 22μF; TT series		
					≤20%	0201 ≥ 0.1μF; 0402 ≥ 1μF		
			6.3V	≤15%	≤30%	0201 ≥ 0.1μF; 0402 ≥ 1μF; 0603 ≥ 10μF; 0805 ≥ 4.7μF; 1206 ≥ 47μF; 1210 ≥ 100μF; TT series		
			4V	≤20%	-	-		
			Y5V:					
			Rated vol.	D.F. ≤	Exception of D.F. ≤			
			≥50V	7.5%	10%	0603 ≥ 0.1μF; 0805 ≥ 0.47μF; 1206 ≥ 4.7μF		
			35V	10%	-	-		
			25V	7.5%	10%	0402 ≥ 0.047μF; 0603 ≥ 0.1μF; 0805 ≥ 0.33μF; 1206 ≥ 1μF; 1210 ≥ 4.7μF		
15%	0402 ≥ 0.068μF; 0603 ≥ 0.47μF; 1206 ≥ 4.7μF; 1210 ≥ 22μF							
16V (C < 1μF)	10%	12.5%	0402 ≥ 0.068μF; 0603 ≥ 0.68μF					
		20%	0402 ≥ 0.22μF					
16V (C ≥ 1.0μF)	12.5%	20%	0603 ≥ 2.2μF; 0805 ≥ 3.3μF; 1206 ≥ 10μF; 1210 ≥ 22μF; 1812 ≥ 47μF					
10V	20%	30%	0402 ≥ 0.47μF					
6.3V	30%	-	-					

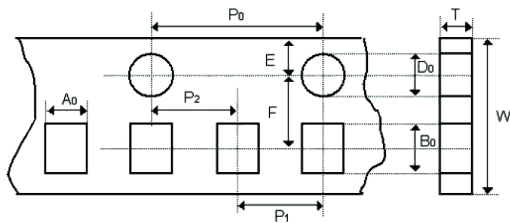
No	Item	Test Condition	Requirements											
14	Humidity (Damp Heat) Load		<p>*I.R.: $\geq 10V$, $500M\Omega$ or $25 \Omega \cdot F$ whichever is smaller. Class II (X7R, X5R, X6S, Y5V)</p> <table border="1"> <thead> <tr> <th>Rated voltage</th> <th>Insulation Resistance</th> </tr> </thead> <tbody> <tr> <td>100V: X7R</td> <td rowspan="8">500GΩ or RxC$\geq 5 \Omega \cdot F$ whichever is smaller.</td> </tr> <tr> <td>50V: 0402$\geq 0.1\mu F$; 0603$\geq 1\mu F$; 0805$\geq 1\mu F$; 1206$\geq 4.7\mu F$; 1210$\geq 4.7\mu F$</td> </tr> <tr> <td>35V: 0603$\geq 1\mu F$; 0805$\geq 2.2\mu F$; 1210$\geq 10\mu F$</td> </tr> <tr> <td>25V: 0402$\geq 1\mu F$; 0603$\geq 2.2\mu F$; 0805$\geq 2.2\mu F$; 1206$\geq 10\mu F$; 1210$\geq 10\mu F$</td> </tr> <tr> <td>16V: 0402$\geq 0.22\mu F$; 0603$\geq 1\mu F$; 0805$\geq 2.2\mu F$; 1206$\geq 10\mu F$; 1210$\geq 47\mu F$</td> </tr> <tr> <td>10V: 0201$\geq 47nF$; 0402$\geq 0.47\mu F$; 0603≥ 0.47 μF; 0805$\geq 2.2\mu F$;</td> </tr> <tr> <td>1206$\geq 4.7\mu F$; 1210$\geq 47\mu F$</td> </tr> <tr> <td>6.3V ; 4V</td> </tr> </tbody> </table>	Rated voltage	Insulation Resistance	100V: X7R	500G Ω or RxC $\geq 5 \Omega \cdot F$ whichever is smaller.	50V: 0402 $\geq 0.1\mu F$; 0603 $\geq 1\mu F$; 0805 $\geq 1\mu F$; 1206 $\geq 4.7\mu F$; 1210 $\geq 4.7\mu F$	35V: 0603 $\geq 1\mu F$; 0805 $\geq 2.2\mu F$; 1210 $\geq 10\mu F$	25V: 0402 $\geq 1\mu F$; 0603 $\geq 2.2\mu F$; 0805 $\geq 2.2\mu F$; 1206 $\geq 10\mu F$; 1210 $\geq 10\mu F$	16V: 0402 $\geq 0.22\mu F$; 0603 $\geq 1\mu F$; 0805 $\geq 2.2\mu F$; 1206 $\geq 10\mu F$; 1210 $\geq 47\mu F$	10V: 0201 $\geq 47nF$; 0402 $\geq 0.47\mu F$; 0603 ≥ 0.47 μF ; 0805 $\geq 2.2\mu F$;	1206 $\geq 4.7\mu F$; 1210 $\geq 47\mu F$	6.3V ; 4V
Rated voltage	Insulation Resistance													
100V: X7R	500G Ω or RxC $\geq 5 \Omega \cdot F$ whichever is smaller.													
50V: 0402 $\geq 0.1\mu F$; 0603 $\geq 1\mu F$; 0805 $\geq 1\mu F$; 1206 $\geq 4.7\mu F$; 1210 $\geq 4.7\mu F$														
35V: 0603 $\geq 1\mu F$; 0805 $\geq 2.2\mu F$; 1210 $\geq 10\mu F$														
25V: 0402 $\geq 1\mu F$; 0603 $\geq 2.2\mu F$; 0805 $\geq 2.2\mu F$; 1206 $\geq 10\mu F$; 1210 $\geq 10\mu F$														
16V: 0402 $\geq 0.22\mu F$; 0603 $\geq 1\mu F$; 0805 $\geq 2.2\mu F$; 1206 $\geq 10\mu F$; 1210 $\geq 47\mu F$														
10V: 0201 $\geq 47nF$; 0402 $\geq 0.47\mu F$; 0603 ≥ 0.47 μF ; 0805 $\geq 2.2\mu F$;														
1206 $\geq 4.7\mu F$; 1210 $\geq 47\mu F$														
6.3V ; 4V														
15.	High Temperature Load (Endurance)	<p>*Test temp.: NP0, X7R/X7E: $125\pm 3^{\circ}C$ X6S: $105\pm 3^{\circ}C$ X5R, Y5V: $85\pm 3^{\circ}C$ *Test time: 1000+24/-0 hrs. *To apply voltage: 1) \leq % of rated voltage. 2) $10V \leq U_r < 500V$: 200% of rated voltage. 3) 500V: 150% of rated voltage. 4) $U_r \geq 630V$: 120% of rated voltage.</p>	<p>No remarkable damage. Cap change: NP0: $\pm 3.0\%$ or $\pm 0.3pF$ whichever is larger X7R, X5R, X6S: $\geq 10V^{**}$, within $\pm 12.5\%$; $\leq 6.3V$ within $\pm 25\%$; TT series & C $\geq 1\mu F$, within $\pm 25\%$ $**10V$: 0603$\geq 4.7\mu F$; 0402$\geq 1\mu F$; 0201$\geq 0.1\mu F$, within $\pm 25\%$; Y5V: $\geq 10V$, within $\pm 30\%$; $\leq 6.3V$, within +30/-40% Q/D.F. value: NP0: More than 30pF, Q≥ 350 10pF$\leq C < 30pF$, Q$\geq 275+2.5C$ Less than 10pF, Q$\geq 200+10C$</p>											

No	Item	Test Condition	Requirements																																																																																																					
15	High Temperature Load (Endurance)	5) 100% of rated voltage for below range.	X7R, X5R, X6S:																																																																																																					
		<table border="1"> <thead> <tr> <th>Size</th> <th>Dielectric</th> <th>Rated voltage</th> <th>Capacitance range</th> </tr> </thead> <tbody> <tr> <td>0201</td> <td>X5R/X7R/X6S</td> <td>6.3V,10V</td> <td>C\geq0.1μF</td> </tr> <tr> <td>0402</td> <td>X5R/X7R/X6S</td> <td>6.3V,10V</td> <td>C\geq1.0μF</td> </tr> <tr> <td rowspan="3">0603</td> <td rowspan="3">X5R/X7R/X6S</td> <td>4V</td> <td>C\geq22μF</td> </tr> <tr> <td>6.3V,10V</td> <td>C\geq4.7μF</td> </tr> <tr> <td>35V</td> <td>C\geq1.0μF</td> </tr> <tr> <td rowspan="2">0805</td> <td rowspan="2">X5R/X7R/X6S</td> <td>4V</td> <td>C\geq47μF</td> </tr> <tr> <td>6.3V</td> <td>C\geq22μF</td> </tr> <tr> <td rowspan="2">1206</td> <td>X5R/X7R/</td> <td>6.3V</td> <td>C\geq47μF</td> </tr> <tr> <td>NP0</td> <td>3,000V</td> <td>C\geq1.5pF</td> </tr> <tr> <td>TT18</td> <td>Y5V</td> <td>6.3V,10</td> <td>C\geq2.2μF</td> </tr> <tr> <td>TT21</td> <td>Y5V</td> <td>6.3V</td> <td>C\geq10μF</td> </tr> <tr> <td>TT31</td> <td>Y5V</td> <td>6.3V</td> <td>C\geq22μF</td> </tr> </tbody> </table>	Size	Dielectric	Rated voltage	Capacitance range	0201	X5R/X7R/X6S	6.3V,10V	C \geq 0.1 μ F	0402	X5R/X7R/X6S	6.3V,10V	C \geq 1.0 μ F	0603	X5R/X7R/X6S	4V	C \geq 22 μ F	6.3V,10V	C \geq 4.7 μ F	35V	C \geq 1.0 μ F	0805	X5R/X7R/X6S	4V	C \geq 47 μ F	6.3V	C \geq 22 μ F	1206	X5R/X7R/	6.3V	C \geq 47 μ F	NP0	3,000V	C \geq 1.5pF	TT18	Y5V	6.3V,10	C \geq 2.2 μ F	TT21	Y5V	6.3V	C \geq 10 μ F	TT31	Y5V	6.3V	C \geq 22 μ F	<table border="1"> <thead> <tr> <th>Rated vol.</th> <th>D.F.\leq</th> <th colspan="2">Exception of D.F. \leq</th> </tr> </thead> <tbody> <tr> <td>\geq100V</td> <td>\leq3%</td> <td>\leq6%</td> <td>1206\geq0.47μF</td> </tr> <tr> <td></td> <td></td> <td>\leq7.5%</td> <td>0805\geq0.1μF; 0603\geq0.068μF</td> </tr> <tr> <td rowspan="3">\geq50V</td> <td rowspan="3">\leq3%</td> <td>\leq6%</td> <td>0201(50V); 0603\geq0.047μF; 0805\geq0.18μF;1206\geq0.47μF</td> </tr> <tr> <td>\leq10%</td> <td>1210\geq4.7μF</td> </tr> <tr> <td>\leq20%</td> <td>0402\geq0.1μF; 0603\geq1μF; 0805\geq1μF;1206\geq4.7μF; 1210\geq10μF TT series</td> </tr> <tr> <td>35V</td> <td>\leq5%</td> <td>\leq20%</td> <td>0603\geq1μF; 0805\geq2.2μF; 1210\geq10μF</td> </tr> <tr> <td rowspan="3">25V</td> <td rowspan="3">\leq5%</td> <td>\leq10%</td> <td>0201\geq0.01μF;0805\geq1μF; 1210\geq10μF</td> </tr> <tr> <td>\leq14%</td> <td>0603\geq0.33μF; 1206\geq4.7μF</td> </tr> <tr> <td>\leq15%</td> <td>0402\geq0.10μF;0603\geq0.47μF;0805\geq2.2μF; 1206\geq6.8μF ; 1210\geq22μF; TT series</td> </tr> <tr> <td></td> <td></td> <td>\leq20%</td> <td>0402\geq1μF</td> </tr> <tr> <td rowspan="2">16V</td> <td rowspan="2">\leq5%</td> <td>\leq10%</td> <td>0201\geq0.01μF; 0402\geq0.033μF; 0805\geq0.68μF;1206\geq2.2μF;1210\geq4.7μF</td> </tr> <tr> <td>\leq15%</td> <td>0201\geq0.1μF; 0402\geq0.47μF; 0603\geq0.68μF;0805\geq2.2μF; 1206\geq4.7μF; 1210\geq22μF; TT series</td> </tr> <tr> <td rowspan="2">10V</td> <td rowspan="2">\leq7.5%</td> <td>\leq15%</td> <td>0201\geq0.012μF 0402\geq0.33μF; 0603\geq0.33μF; 0805\geq2.2μF; 1206\geq2.2μF; 1210\geq22μF; TT series</td> </tr> <tr> <td>\leq20%</td> <td>0201\geq0.1μF; 0402\geq1μF</td> </tr> <tr> <td>6.3V</td> <td>\leq15%</td> <td>\leq30%</td> <td>0201\geq0.1μF;0402\geq1μF;0603\geq10μF; 0805\geq4.7μF; 1206\geq47μF :1210\geq100μF; TT series</td> </tr> <tr> <td>4V</td> <td>\leq20%</td> <td>-</td> <td>-</td> </tr> </tbody> </table>	Rated vol.	D.F. \leq	Exception of D.F. \leq		\geq 100V	\leq 3%	\leq 6%	1206 \geq 0.47 μ F			\leq 7.5%	0805 \geq 0.1 μ F; 0603 \geq 0.068 μ F	\geq 50V	\leq 3%	\leq 6%	0201(50V); 0603 \geq 0.047 μ F; 0805 \geq 0.18 μ F;1206 \geq 0.47 μ F	\leq 10%	1210 \geq 4.7 μ F	\leq 20%	0402 \geq 0.1 μ F; 0603 \geq 1 μ F; 0805 \geq 1 μ F;1206 \geq 4.7 μ F; 1210 \geq 10 μ F TT series	35V	\leq 5%	\leq 20%	0603 \geq 1 μ F; 0805 \geq 2.2 μ F; 1210 \geq 10 μ F	25V	\leq 5%	\leq 10%	0201 \geq 0.01 μ F;0805 \geq 1 μ F; 1210 \geq 10 μ F	\leq 14%	0603 \geq 0.33 μ F; 1206 \geq 4.7 μ F	\leq 15%	0402 \geq 0.10 μ F;0603 \geq 0.47 μ F;0805 \geq 2.2 μ F; 1206 \geq 6.8 μ F ; 1210 \geq 22 μ F; TT series			\leq 20%	0402 \geq 1 μ F	16V	\leq 5%	\leq 10%	0201 \geq 0.01 μ F; 0402 \geq 0.033 μ F; 0805 \geq 0.68 μ F;1206 \geq 2.2 μ F;1210 \geq 4.7 μ F	\leq 15%	0201 \geq 0.1 μ F; 0402 \geq 0.47 μ F; 0603 \geq 0.68 μ F;0805 \geq 2.2 μ F; 1206 \geq 4.7 μ F; 1210 \geq 22 μ F; TT series	10V	\leq 7.5%	\leq 15%	0201 \geq 0.012 μ F 0402 \geq 0.33 μ F; 0603 \geq 0.33 μ F; 0805 \geq 2.2 μ F; 1206 \geq 2.2 μ F; 1210 \geq 22 μ F; TT series	\leq 20%	0201 \geq 0.1 μ F; 0402 \geq 1 μ F	6.3V	\leq 15%	\leq 30%	0201 \geq 0.1 μ F;0402 \geq 1 μ F;0603 \geq 10 μ F; 0805 \geq 4.7 μ F; 1206 \geq 47 μ F :1210 \geq 100 μ F; TT series	4V	\leq 20%	-	-
		Size	Dielectric	Rated voltage	Capacitance range																																																																																																			
		0201	X5R/X7R/X6S	6.3V,10V	C \geq 0.1 μ F																																																																																																			
		0402	X5R/X7R/X6S	6.3V,10V	C \geq 1.0 μ F																																																																																																			
		0603	X5R/X7R/X6S	4V	C \geq 22 μ F																																																																																																			
				6.3V,10V	C \geq 4.7 μ F																																																																																																			
				35V	C \geq 1.0 μ F																																																																																																			
		0805	X5R/X7R/X6S	4V	C \geq 47 μ F																																																																																																			
				6.3V	C \geq 22 μ F																																																																																																			
		1206	X5R/X7R/	6.3V	C \geq 47 μ F																																																																																																			
			NP0	3,000V	C \geq 1.5pF																																																																																																			
		TT18	Y5V	6.3V,10	C \geq 2.2 μ F																																																																																																			
		TT21	Y5V	6.3V	C \geq 10 μ F																																																																																																			
		TT31	Y5V	6.3V	C \geq 22 μ F																																																																																																			
		Rated vol.	D.F. \leq	Exception of D.F. \leq																																																																																																				
		\geq 100V	\leq 3%	\leq 6%	1206 \geq 0.47 μ F																																																																																																			
				\leq 7.5%	0805 \geq 0.1 μ F; 0603 \geq 0.068 μ F																																																																																																			
		\geq 50V	\leq 3%	\leq 6%	0201(50V); 0603 \geq 0.047 μ F; 0805 \geq 0.18 μ F;1206 \geq 0.47 μ F																																																																																																			
				\leq 10%	1210 \geq 4.7 μ F																																																																																																			
				\leq 20%	0402 \geq 0.1 μ F; 0603 \geq 1 μ F; 0805 \geq 1 μ F;1206 \geq 4.7 μ F; 1210 \geq 10 μ F TT series																																																																																																			
		35V	\leq 5%	\leq 20%	0603 \geq 1 μ F; 0805 \geq 2.2 μ F; 1210 \geq 10 μ F																																																																																																			
		25V	\leq 5%	\leq 10%	0201 \geq 0.01 μ F;0805 \geq 1 μ F; 1210 \geq 10 μ F																																																																																																			
				\leq 14%	0603 \geq 0.33 μ F; 1206 \geq 4.7 μ F																																																																																																			
\leq 15%	0402 \geq 0.10 μ F;0603 \geq 0.47 μ F;0805 \geq 2.2 μ F; 1206 \geq 6.8 μ F ; 1210 \geq 22 μ F; TT series																																																																																																							
		\leq 20%	0402 \geq 1 μ F																																																																																																					
16V	\leq 5%	\leq 10%	0201 \geq 0.01 μ F; 0402 \geq 0.033 μ F; 0805 \geq 0.68 μ F;1206 \geq 2.2 μ F;1210 \geq 4.7 μ F																																																																																																					
		\leq 15%	0201 \geq 0.1 μ F; 0402 \geq 0.47 μ F; 0603 \geq 0.68 μ F;0805 \geq 2.2 μ F; 1206 \geq 4.7 μ F; 1210 \geq 22 μ F; TT series																																																																																																					
10V	\leq 7.5%	\leq 15%	0201 \geq 0.012 μ F 0402 \geq 0.33 μ F; 0603 \geq 0.33 μ F; 0805 \geq 2.2 μ F; 1206 \geq 2.2 μ F; 1210 \geq 22 μ F; TT series																																																																																																					
		\leq 20%	0201 \geq 0.1 μ F; 0402 \geq 1 μ F																																																																																																					
6.3V	\leq 15%	\leq 30%	0201 \geq 0.1 μ F;0402 \geq 1 μ F;0603 \geq 10 μ F; 0805 \geq 4.7 μ F; 1206 \geq 47 μ F :1210 \geq 100 μ F; TT series																																																																																																					
4V	\leq 20%	-	-																																																																																																					
		(6) 150% of rated voltage for below range.	Y5V:																																																																																																					
		<table border="1"> <thead> <tr> <th>Size</th> <th>Dielectric</th> <th>Rated voltage</th> <th>Capacitance range</th> </tr> </thead> <tbody> <tr> <td>0201</td> <td>X5R/X7R/X6S</td> <td>16V</td> <td>C\geq0.1μF</td> </tr> <tr> <td rowspan="2">0402</td> <td rowspan="2">X5R/X7R/X6S</td> <td>50V</td> <td>C\geq0.1μF</td> </tr> <tr> <td>10V~25V</td> <td>C\geq0.22μF</td> </tr> <tr> <td></td> <td>Y5V</td> <td>16V</td> <td>C\geq0.47μF</td> </tr> <tr> <td rowspan="2">0603</td> <td rowspan="2">X5R/X7R/X6S</td> <td>10V,50V</td> <td>C\geq1.0μF</td> </tr> <tr> <td>Y5V</td> <td>16V</td> <td>C\geq2.2μF</td> </tr> <tr> <td rowspan="3">0805</td> <td rowspan="3">X5R/X7R/X6S</td> <td>10~50V</td> <td>C\geq4.7μF</td> </tr> <tr> <td rowspan="2">X7R</td> <td>50V</td> <td>C\geq2.2μF</td> </tr> <tr> <td>100V</td> <td>C\geq0.47μF</td> </tr> <tr> <td></td> <td>Y5V</td> <td>16V</td> <td>C\geq4.7μF</td> </tr> <tr> <td>2220</td> <td>X7R</td> <td>100V</td> <td>C\geq6.8μF</td> </tr> </tbody> </table>	Size	Dielectric	Rated voltage	Capacitance range	0201	X5R/X7R/X6S	16V	C \geq 0.1 μ F	0402	X5R/X7R/X6S	50V	C \geq 0.1 μ F	10V~25V	C \geq 0.22 μ F		Y5V	16V	C \geq 0.47 μ F	0603	X5R/X7R/X6S	10V,50V	C \geq 1.0 μ F	Y5V	16V	C \geq 2.2 μ F	0805	X5R/X7R/X6S	10~50V	C \geq 4.7 μ F	X7R	50V	C \geq 2.2 μ F	100V	C \geq 0.47 μ F		Y5V	16V	C \geq 4.7 μ F	2220	X7R	100V	C \geq 6.8 μ F	<table border="1"> <thead> <tr> <th>Rated vol.</th> <th>D.F.\leq</th> <th colspan="2">Exception of D.F. \leq</th> </tr> </thead> <tbody> <tr> <td>\geq50V</td> <td>7.5%</td> <td>10%</td> <td>0603\geq0.1μF; 0805\geq0.47μF; 1206\geq4.7μF</td> </tr> <tr> <td>35V</td> <td>10%</td> <td>-</td> <td>-</td> </tr> <tr> <td rowspan="2">25V</td> <td rowspan="2">7.5%</td> <td>10%</td> <td>0402\geq0.047μF;0603\geq0.1μF; 0805\geq0.33μF;1206\geq1μF; 1210\geq4.7μF</td> </tr> <tr> <td>15%</td> <td>0402\geq0.068μF; 0603\geq0.47μF; 1206\geq4.7μF; 1210\geq22μF</td> </tr> <tr> <td rowspan="2">16V (C<1μF)</td> <td rowspan="2">10%</td> <td>12.5%</td> <td>0402\geq0.068μF; 0603\geq0.68μF</td> </tr> <tr> <td>20%</td> <td>0402\geq0.22μF</td> </tr> <tr> <td rowspan="2">16V (C\geq1.0μF)</td> <td rowspan="2">12.5%</td> <td>20%</td> <td>0603\geq2.2μF; 0805\geq3.3μF; 1206\geq10μF; 1210\geq22μF; 1812\geq47μF</td> </tr> <tr> <td>30%</td> <td>0402\geq0.47μF</td> </tr> <tr> <td>10V</td> <td>20%</td> <td>30%</td> <td>0402\geq0.47μF</td> </tr> <tr> <td>6.3V</td> <td>30%</td> <td>-</td> <td>-</td> </tr> </tbody> </table>	Rated vol.	D.F. \leq	Exception of D.F. \leq		\geq 50V	7.5%	10%	0603 \geq 0.1 μ F; 0805 \geq 0.47 μ F; 1206 \geq 4.7 μ F	35V	10%	-	-	25V	7.5%	10%	0402 \geq 0.047 μ F;0603 \geq 0.1 μ F; 0805 \geq 0.33 μ F;1206 \geq 1 μ F; 1210 \geq 4.7 μ F	15%	0402 \geq 0.068 μ F; 0603 \geq 0.47 μ F; 1206 \geq 4.7 μ F; 1210 \geq 22 μ F	16V (C<1 μ F)	10%	12.5%	0402 \geq 0.068 μ F; 0603 \geq 0.68 μ F	20%	0402 \geq 0.22 μ F	16V (C \geq 1.0 μ F)	12.5%	20%	0603 \geq 2.2 μ F; 0805 \geq 3.3 μ F; 1206 \geq 10 μ F; 1210 \geq 22 μ F; 1812 \geq 47 μ F	30%	0402 \geq 0.47 μ F	10V	20%	30%	0402 \geq 0.47 μ F	6.3V	30%	-	-																					
Size	Dielectric	Rated voltage	Capacitance range																																																																																																					
0201	X5R/X7R/X6S	16V	C \geq 0.1 μ F																																																																																																					
0402	X5R/X7R/X6S	50V	C \geq 0.1 μ F																																																																																																					
		10V~25V	C \geq 0.22 μ F																																																																																																					
	Y5V	16V	C \geq 0.47 μ F																																																																																																					
0603	X5R/X7R/X6S	10V,50V	C \geq 1.0 μ F																																																																																																					
		Y5V	16V	C \geq 2.2 μ F																																																																																																				
0805	X5R/X7R/X6S	10~50V	C \geq 4.7 μ F																																																																																																					
		X7R	50V	C \geq 2.2 μ F																																																																																																				
			100V	C \geq 0.47 μ F																																																																																																				
	Y5V	16V	C \geq 4.7 μ F																																																																																																					
2220	X7R	100V	C \geq 6.8 μ F																																																																																																					
Rated vol.	D.F. \leq	Exception of D.F. \leq																																																																																																						
\geq 50V	7.5%	10%	0603 \geq 0.1 μ F; 0805 \geq 0.47 μ F; 1206 \geq 4.7 μ F																																																																																																					
35V	10%	-	-																																																																																																					
25V	7.5%	10%	0402 \geq 0.047 μ F;0603 \geq 0.1 μ F; 0805 \geq 0.33 μ F;1206 \geq 1 μ F; 1210 \geq 4.7 μ F																																																																																																					
		15%	0402 \geq 0.068 μ F; 0603 \geq 0.47 μ F; 1206 \geq 4.7 μ F; 1210 \geq 22 μ F																																																																																																					
16V (C<1 μ F)	10%	12.5%	0402 \geq 0.068 μ F; 0603 \geq 0.68 μ F																																																																																																					
		20%	0402 \geq 0.22 μ F																																																																																																					
16V (C \geq 1.0 μ F)	12.5%	20%	0603 \geq 2.2 μ F; 0805 \geq 3.3 μ F; 1206 \geq 10 μ F; 1210 \geq 22 μ F; 1812 \geq 47 μ F																																																																																																					
		30%	0402 \geq 0.47 μ F																																																																																																					
10V	20%	30%	0402 \geq 0.47 μ F																																																																																																					
6.3V	30%	-	-																																																																																																					

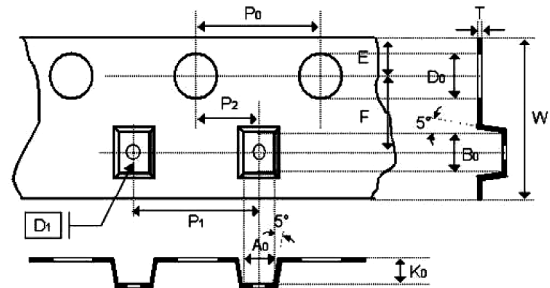
No	Item	Test Condition	Requirements	
15	High Temperature Load (Endurance)	*Before initial measurement (Class II only): To apply test voltage for 1hr at test temp. and then set for 24±2 hrs at room temp. *Measurement to be made after keeping at room temp. for 24±2 hrs	*I.R.: ≥10V, 1GΩ or 50 Ω-F whichever is smaller. Class II (X7R, X5R, X6S, Y5V)	
			Rated voltage	Insulation Resistance
			100V: X7R	1GΩ or RxC ≥ 10 Ω-F whichever is smaller.
			50V: 0402 ≥ 0.1μF; 0603 ≥ 1μF; 0805 ≥ 1μF; 1206 ≥ 4.7μF; 1210 ≥ 4.7μF	
			35V: 0603 ≥ 1μF; 0805 ≥ 2.2μF; 1210 ≥ 10μF	
			25V: 0402 ≥ 1μF; 0603 ≥ 2.2μF; 0805 ≥ 2.2μF; 1206 ≥ 10μF; 1210 ≥ 10μF	
			16V: 0402 ≥ 0.22μF; 0603 ≥ 1μF; 0805 ≥ 2.2μF; 1206 ≥ 10μF; 1210 ≥ 47μF	
			10V: 0201 ≥ 47nF; 0402 ≥ 0.47μF; 0603 ≥ 0.47μF; 0805 ≥ 2.2μF;	
1206 ≥ 4.7μF; 1210 ≥ 47μF				
6.3V ; 4V				

Appendixes

Tape & Reel Dimensions

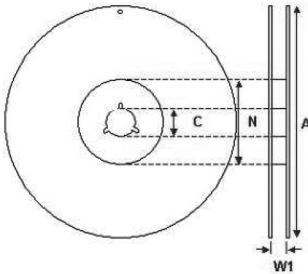


The dimension of paper tape



The dimension of plastic tape

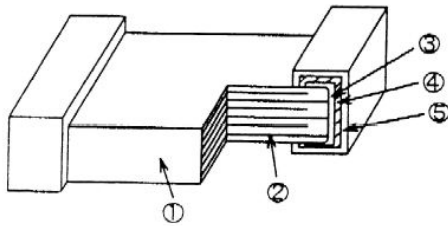
Size	0402		0603	0805			1206			1210			1812		
Thickness	N	E	S, X	A	B	C, D, I	B	C, J, D	G, P	C, D	G, K	M	D, K	M	U
A ₀	0.62±0.05	0.7±0.10	1.02±0.05	1.5±0.1	1.5±0.1	<1.57	2±0.1	<1.85	<1.95	<2.97	<2.97	<2.97	<3.81	<3.81	<3.9
B ₀	1.12±0.05	1.2±0.10	1.8±0.05	2.3±0.1	2.3±0.1	<2.40	3.5±0.1	<3.46	<3.67	<3.73	<3.73	<3.73	<5.3	<5.3	<5.3
T	0.6±0.05	0.7±0.10	0.95±0.05	0.75±0.05	0.95±0.05	0.23±0.05	0.95±0.05	0.23±0.05	0.23±0.05	0.23±0.05	0.23±0.05	0.23±0.05	0.25±0.05	0.25±0.05	0.25±0.05
K ₀	-	-	-	-	-	<2.5	-	<2.5	<2.5	<2.5	<2.5	<3	<2.5	<3	<3.5
W	8±0.1	8±0.10	8±0.1	8±0.1	8±0.1	8±0.1	8±0.1	8±0.1	8±0.1	8±0.1	8±0.1	8±0.1	12±0.2	12±0.2	12±0.2
P ₀	4±0.1	4±0.10	4±0.1	4±0.1	4±0.1	4±0.1	4±0.1	4±0.1	4±0.1	4±0.1	4±0.1	4±0.1	4±0.1	4±0.1	4±0.1
10xP ₀	40±0.1	40±0.1	40±0.1	40±0.1	40±0.1	40±0.1	40±0.1	40±0.1	40±0.1	40±0.1	40±0.1	40±0.1	40±0.1	40±0.1	40±0.2
P ₁	2±0.05	2±0.05	4±0.1	4±0.1	4±0.1	4±0.1	4±0.1	4±0.1	4±0.1	4±0.1	4±0.10	4±0.1	8±0.1	8±0.1	8±0.1
P ₂	2±0.05	2±0.05	2±0.05	2±0.05	2±0.05	2±0.05	2±0.05	2±0.05	2±0.05	2±0.05	2±0.05	2±0.05	2±0.05	2±0.05	2±0.05
D ₀	1.55±0.05	1.55±0.05	1.55±0.05	1.55±0.05	1.55±0.05	1.5±0.05	1.5±0.05	1.5±0.05	1.5±0.05	1.5±0.05	1.5±0.05	1.5±0.05	1.5±0.05	1.5±0.05	1.5±0.1
D ₁	-	-	-	-	-	1±0.1	-	1±0.1	1±0.1	1±0.1	1±0.1	1±0.1	1.5±0.1	1.5±0.1	1.5±0.1
E	1.75±0.05	1.75±0.05	1.75±0.05	1.75±0.05	1.75±0.05	1.75±0.1	1.75±0.1	1.75±0.1	1.75±0.1	1.75±0.1	1.75±0.1	1.75±0.1	1.75±0.1	1.75±0.1	1.75±0.1
F	3.5±0.05	3.5±0.05	3.5±0.05	3.5±0.05	3.5±0.05	3.5±0.05	3.5±0.05	3.5±0.05	3.5±0.05	3.5±0.05	3.5±0.05	3.5±0.05	5.5±0.05	5.5±0.05	5.5±0.05



The dimension of reel

Size	0402, 0603, 0805, 1206, 1210			1812
Reel size	7"	10"	13"	7"
C	13 +0.5/-0.2	13 +0.5/-0.2	13 +0.5/-0.2	13 +0.5/-0.2
W1	8.4 +1.5/-0	8.4 +1.5/-0	8.4 +1.5/-0	12.4 +2.0/-0
A	178 ±0.1	250 ±1	330 ±1	178 ±0.1
N	60 +1/-0	100 ±1	100 ±1	60 +1/-0

Constructions:



No.	Name	NP0*	NPO, X7R, Y5V
1	Ceramic material	BaTiO ₃ based	
2	Inner electrode	Ni	
3	Termination	Inner layer	Cu
4		Middle layer	Ni
5		Outer layer	Sn (Matt)

Storage and handling conditions

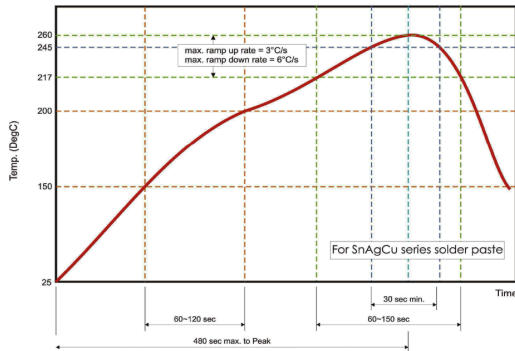
- (1) To store products at 5°C to 40°C ambient temperature and 20 to 70% related humidity conditions.
- (2) The product is recommended to be used within one year after shipment. Check solderability in case of shelf life extension is needed.

Cautions:

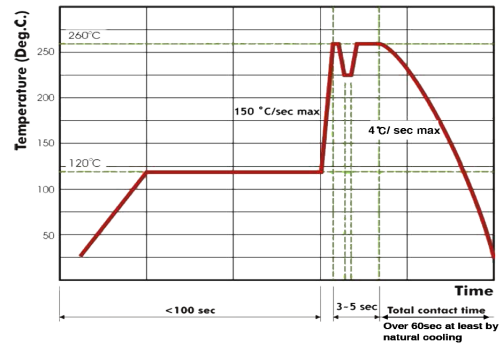
- a. The corrosive gas reacts on the terminal electrodes of capacitors, and results in the poor solderability. Do not store the capacitors in the ambience of corrosive gas (e.g., hydrogen sulfide, sulfur dioxide, chlorine, ammonia gas etc.)
- b. In corrosive atmosphere, solderability might be degraded, and silver migration might occur to cause low reliability.
- c. Due to the dewing by rapid humidity change, or the photochemical change of the terminal electrode by direct sunlight, the solderability and electrical performance may deteriorate. Do not store capacitors under direct sunlight or dewing condition. To store products on the shelf and avoid exposure to moisture.

Recommended Soldering Conditions:

The lead-free termination MLCCs are not only to be used on SMT against lead-free solder paste, but also suitable against lead-containing solder paste. If the optimized solder joint is requested, increasing soldering time, temperature and concentration of N₂ within oven are recommended.



Recommended reflow soldering profile for SMT process with SnAgCu series solder paste.



Recommended wave soldering profile for SMT process with SnAgCu series solder.

Important Notice : This data sheet and its contents (the "Information") belong to the members of the Premier Farnell group of companies (the "Group") or are licensed to it. No licence is granted for the use of it other than for information purposes in connection with the products to which it relates. No licence of any intellectual property rights is granted. The Information is subject to change without notice and replaces all data sheets previously supplied. The Information supplied is believed to be accurate but the Group assumes no responsibility for its accuracy or completeness, any error in or omission from it or for any use made of it. Users of this data sheet should check for themselves the Information and the suitability of the products for their purpose and not make any assumptions based on information included or omitted. Liability for loss or damage resulting from any reliance on the Information or use of it (including liability resulting from negligence or where the Group was aware of the possibility of such loss or damage arising) is excluded. This will not operate to limit or restrict the Group's liability for death or personal injury resulting from its negligence. Multicomp is the registered trademark of the Group. © Premier Farnell plc 2012.