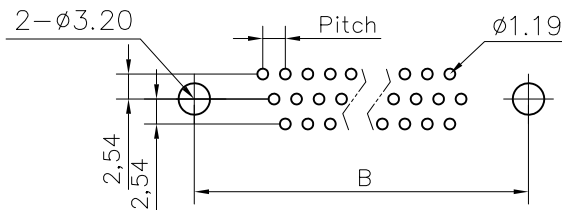
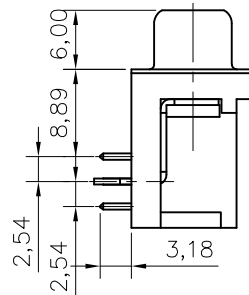
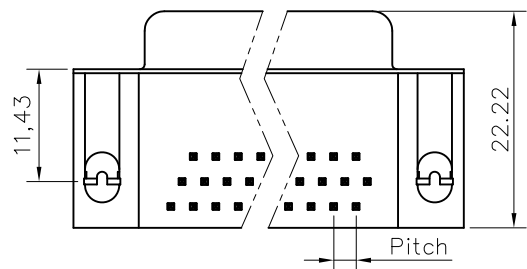
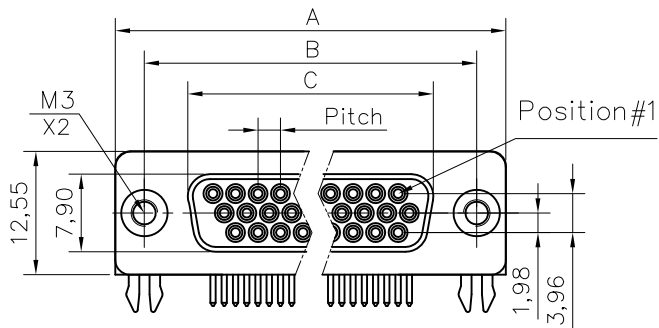


This document is the property of Amphenol Corporation and is delivered on the express condition that it is not to be disclosed, reproduced or used, in whole or in part, for manufacture or sale by anyone other than Amphenol Corporation without its prior consent, & that no right is granted to disclose or to use any information in this document.



RECOMMENDED P.C.B LAYOUT  
(TOLERANCE +/-0.03)

# Customer drawing

DIM.S	SHELL			
	A	B	C	Pitch
15	30.84	24.99	16.26	2.29
26	39.24	33.32	24.56	2.29
44	53.04	47.04	38.30	2.29
62	69.34	63.50	54.76	2.41

REVISIONS				
SYM	ECN	DESCRIPTION	DATE	APPROVED
1			04/14/08	

## D-SUB TECHNICAL DATA

SHELL : Steel, 100u" min tin over 50u" min nickel  
 BODY : Glass filled thermoplastic.  
 Flame retardant to UL94 V-0 Color Black  
 CONTACTS : Copper alloy  
 Gold flash over 1.25um (50u") min nickel on mating area.  
 100u" min tin over 50" min nickel on solder area  
 BOARDLOCK : Brass,100u" tin over 50u" min nickel  
 REAR INSERT : Brass,100u" tin over 50u" min nickel  
 ELECTRICAL : Voltage rating 600 V Rms to 50 Hz  
 Current rating 3A  
 Withstanding Voltage >1000 V Rms to 50 Hz for one minute  
 Insulation resistance >5000 M Ohms  
 Contact resistance 20 mOhms max.  
 CLIMATIC : Temperature range -55 °C up to 125°C  
 MARKING : Amphenol...(Series NO.)  
 Commercial reference  
 Manufacturing date

## PRODUCT CODE

L 77HD X XX S D1 CH 3R

L: RoHS Compliance

77HD: tinned shell for receptacle

Shell Size: E,A,B,C

Configuration: 15,26,44,62

Mounting options:  
3R: Rear insert M3

P.C.B Locking type:  
Grounding Tab.+  
Boardlocks

Contact type:  
S:Female

UNLESS OTHERWISE SPECIFIED TOLERANCES		APPROVAL		DATE
U.S.	METRIC	DRAWN	Simon	04/14/08
.X +/-	0.50	CHECKED	Lik.wang	04/14/08
.XX +/-	0.30	CHECKED		
.XXX +/-	0.20			
FRACTIONS +/-				
ANGLES +/-	2'			
FOR MATERIALS AND FINISHES SEE NOTES		DRAWING FILE :		
REMOVE SHARP EDGES		ANGLE OF PROJECTION		
DIMENSIONS				
U.S. INCHES				
METRIC MM				

Amphenol®

TITLE  
Stamped contact, HD series

SIZE	DRAWING NO.	REV.
A4	C L77HDXXXSDICH3R	1
SCALE	N/A	SHEET 1 OF 1