

With a rugged metal housing and environmental protection rating of IP67 when mated, Bulgin's robust M16 circular DIN connector range is an ideal solution for ensuring that power and signal connections are not compromised in harsh environments and industrial applications.



### Key features:

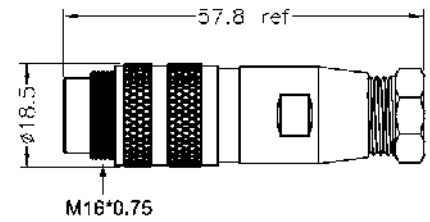
- ⊞ Screw locking compliant with DIN EN 61076-2-106
- ⊞ IP67 degree of protection
- ⊞ Robust metal connector
- ⊞ Excellent EMI shielding
- ⊞ Pole variants from 3 - 12

M16 Flex Inline Body Male



PXMBNI16FIM

- 3, 4, 5, 6, 8 and 12 poles
- Solder termination
- Metal Flex Inline Body
- Mates with Flex Body and panel mount connectors



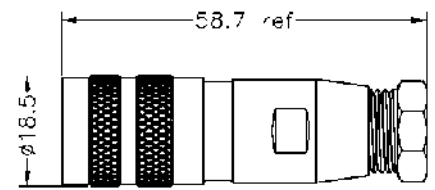
Part Number	Poles	Code	Termination
PXMBNI16FIM03ASC	03	A	Solder Terminal
PXMBNI16FIM04ASC	04	A	Solder Terminal
PXMBNI16FIM05ASC	05	A	Solder Terminal
PXMBNI16FIM06ASC	06	A	Solder Terminal
PXMBNI16FIM08ASC	08	A	Solder Terminal
PXMBNI16FIM12ASC	12	A	Solder Terminal

M16 Flex Body Female



PXMBNI16FBF

- 3, 4, 5, 6, 8 and 12 poles
- Solder termination
- Metal Flex Body
- Mates with Flex Inline Body and panel mount connectors



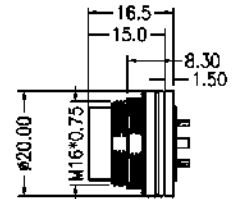
Part Number	Poles	Code	Termination
PXMBNI16FBF03ASC	03	A	Solder Terminal
PXMBNI16FBF04ASC	04	A	Solder Terminal
PXMBNI16FBF05ASC	05	A	Solder Terminal
PXMBNI16FBF06ASC	06	A	Solder Terminal
PXMBNI16FBF08ASC	08	A	Solder Terminal
PXMBNI16FBF12ASC	12	A	Solder Terminal

M16 Rear Panel Mounting Male



PXMBNI16RPM

- 3, 4, 5, 6, 8 and 12 poles
- Solder termination
- Rear panel mount M16
- Mates with Flex body connectors



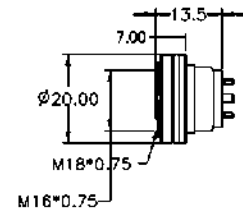
Part Number	Poles	Code	Termination
PXMBNI16RPM03ASC	03	A	Solder Terminal
PXMBNI16RPM04ASC	04	A	Solder Terminal
PXMBNI16RPM05ASC	05	A	Solder Terminal
PXMBNI16RPM06ASC	06	A	Solder Terminal
PXMBNI16RPM08ASC	08	A	Solder Terminal
PXMBNI16RPM12ASC	12	A	Solder Terminal

M16 Rear Panel Mounting Female



PXMBNI16RPF

- 3, 4, 5, 6, 8 and 12 poles
- Solder termination
- Rear panel mount M16
- Mates with Flex Inline Body connectors



Part Number	Poles	Code	Termination
PXMBNI16RPF03ASC	03	A	Solder Terminal
PXMBNI16RPF04ASC	04	A	Solder Terminal
PXMBNI16RPF05ASC	05	A	Solder Terminal
PXMBNI16RPF06ASC	06	A	Solder Terminal
PXMBNI16RPF08ASC	08	A	Solder Terminal
PXMBNI16RPF12ASC	12	A	Solder Terminal

**Electrical:**

No. Poles	3	4	5	6	8	12
Current Rating	7A	7A	6A	5A	5A	3A
Voltage Rating (ac/dc)	250V	250V	250V	125V	60V	60V
Contact Resistance	<5mΩ 3, 4, 5, 6 and 8 Pole <3mΩ 12 Pole					
Insulation Resistance	>100 <sup>3</sup> MΩ					
AC Breakdown Voltage	3 Pole 2.0KV 4 Pole 2.0KV 5 Pole 2.0KV 6 Pole 1.5KV 8 Pole 1.5KV 12 Pole 1.5KV					

**Mechanical:**

Locking mechanism	Screw coupling
Sealing	IP67
Contact Accomodation	3, 4, 5, 6 and 8 Pole 12 Pole
Cable acceptance	20 AWG 24 AWG
Terminations	5.0 - 7.5mm Dia Solder
Mechanical Operation	500 mating cycles
Diameter over coupling ring	18.5mm

Operating Temp Range -25°C to 80°C

**Materials:**

**Panel Mount**

**Flex & Inline Connectors**

Body	Nickel Plated Brass	Nickel Plated Brass
Coupling Nut	Nickel Plated Brass	Nickel Plated Brass
Colour	Grey	Grey
Pin Contacts	Brass, Gold plating	Brass, Gold plating
Socket Contacts	Phosphor Bronze, Gold Plating	Phosphor Bronze, Gold Plating
O Rings & Gaskets	Viton	Viton
RoHS	Compliant	Compliant

MX	XXX	XX	XX	X	XX	X	XX
Series	Material	Series Size	Body Style	Orientation	No. Contacts	Code	Termination
PXM	BNI = Brass Nickel	16	FB = Flex Body FI = Flex Inline Body RP = Rear Panel Mounting	M F	03 04 05 06 08 12	A	SC = Solder