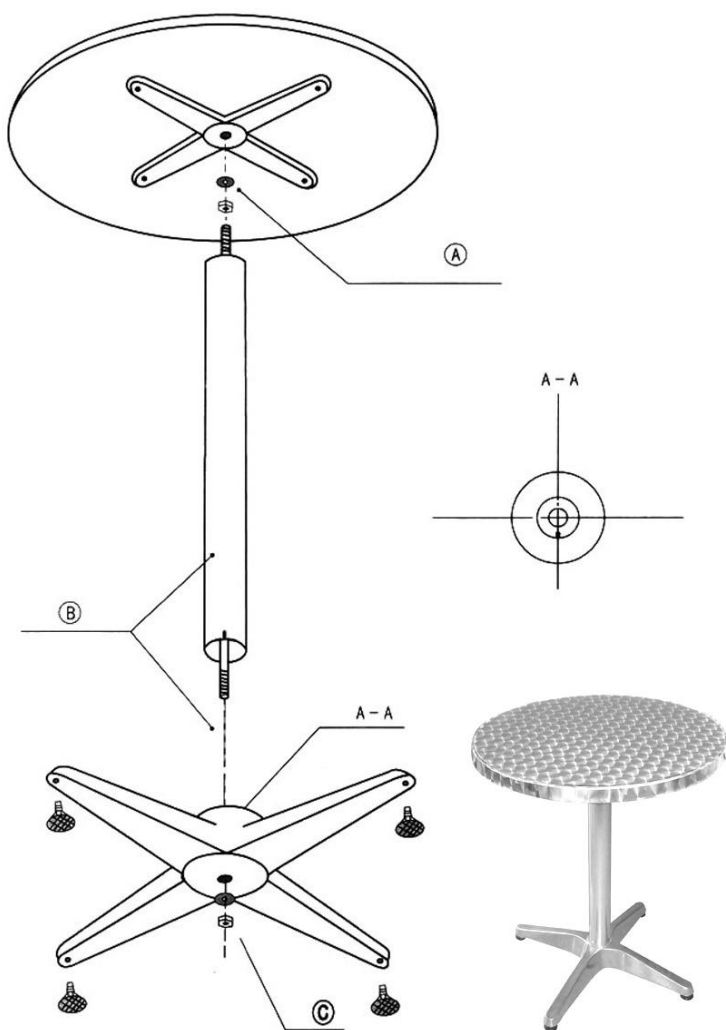
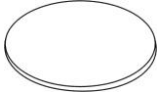
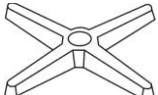











Code U425/U426:- Stainless Steel Table

Assembly Instructions:-



	1 x Table Top
	1 x Aluminium Foot base
	1 x Cast Iron Weight
	2 x Flat Washer
	2 x Hexagonal Nut
	4 x Screw Feet Caps
	1 x Spanner
	1 x Hexagonal Nut Tightening Tool
	1 x Aluminium Tube
	1 x Rod
	2 x Spring Washer

The Bolero Helpline telephone number is 0845 146 2887

Bolero, Fourth Way, Avonmouth, United Kingdom, BS11 8TB.

Assembly instructions:

1. Thread a hexagonal nut onto one threaded end of the Rod with a spring washer to follow.
2. Place a flat washer over the hole on the metal spider on the underside of the table, and insert the threaded end of the rod.
3. Turn the threaded rod until it securely grips into the metal spider on the underside of the table (do not tighten so much that the rod presses against the underside of the table itself)
4. Tighten the nut back down onto the unit using the spanner supplied
5. Place the aluminium tube over the threaded bar, ensuring that the end of the tube is securely positioned on the metal spider (see detail A)
6. Place the aluminium foot base over the end of the threaded rod (see detail B), ensuring the notch at the bottom of the tube lines up with the lug on the table base (as shown in detail A-A)
7. Place a flat washer, spring washer and hexagonal nut on the end of the threaded bar (see detail C) and tighten using the socket spanner
8. Finally screw the feet caps to the underside of the table foot base.
9. Caution : Do not store upside down as this can cause water ingress

The Bolero Helpline telephone number is 0845 146 2887

Bolero, Fourth Way, Avonmouth, United Kingdom, BS11 8TB.