

TOS 24VDC/24VDC 4A

Weidmüller Interface GmbH & Co. KG

Klingenbergstraße 26

D-32758 Detmold

Germany

www.weidmueller.com



Similar to illustration

- 1 NO contact (MOS-FET)
- Ensures wear- and maintenance-free potential separation in compact terminal block format
- Suitable accessories from the cross-connection to the marker
- Integrated protective circuit for inputs and outputs

General ordering data

| | |
|------------|--|
| Version | TERMOPTO, Solid-state relay, Rated control voltage: 24 V DC $\pm 20\%$, Rated switching voltage: 3...33 V DC, Continuous current: 4 A, Screw connection |
| Order No. | 1275100000 |
| Type | TOS 24VDC/24VDC 4A |
| GTIN (EAN) | 4050118065053 |
| Qty. | 10 pc(s). |

Creation date April 20, 2022 2:56:12 PM CEST

Catalogue status 08.04.2022 / We reserve the right to make technical changes.

TOS 24VDC/24VDC 4A**Weidmüller Interface GmbH & Co. KG**

Klingenbergstraße 26

D-32758 Detmold

Germany

www.weidmueller.com

Technical data**Dimensions and weights**

| | | | |
|------------|---------|-----------------|------------|
| Depth | 55 mm | Depth (inches) | 2.165 inch |
| Height | 74.4 mm | Height (inches) | 2.929 inch |
| Width | 6.1 mm | Width (inches) | 0.24 inch |
| Net weight | 20.8 g | | |

Temperatures

| | | | |
|---------------------|--|-----------------------|----------------|
| Storage temperature | -40 °C...80 °C | Operating temperature | -20 °C...60 °C |
| Humidity | 5-95% relative humidity, T _u = 40°C, without condensation | | |

Probability of failure

| | |
|------|-------------|
| MTTF | 1,188 Years |
|------|-------------|

Environmental Product Compliance

| | |
|------------|----------------|
| REACH SVHC | Lead 7439-92-1 |
|------------|----------------|

Control side

| | | | |
|-----------------------|---------------|--------------------------------|---------------------------------------|
| Rated control voltage | 24 V DC ±20 % | Nominal control current | 7 mA DC |
| Power rating | ≤ 170 mW | Pull-in/drop-out voltage, typ. | 16.8 V / 6 V DC |
| Status indicator | Green LED | Protective circuit | Varistor, Reverse polarity protection |

Load side

| | | | |
|---------------------------|------------------------|---|----------|
| Rated switching voltage | 3...33 V DC | Continuous current | 4 A |
| Rated switching current | 4 A | Load category | DC1 |
| Switch-on delay | < 12 ms | Switch-off delay | < 14 ms |
| Voltage drop at max. load | 90 mV | Leakage current | < 10 µA |
| Short-circuit-proof | No | Protective circuit, load side | Varistor |
| Contact type | 1 NO contact (MOS-FET) | max. switching frequency (DC control voltage) | 10 Hz |

General data

| | | |
|------------------------------------|--------------------------|---------|
| Rail | TS 35 | |
| Test button available | No | |
| Colour | black | |
| UL94 flammability rating component | Component | Housing |
| | UL94 flammability rating | V-0 |

Insulation coordination

| | | | |
|--|--------------------------------|---|------------------|
| Rated voltage | 300 V | Pollution severity | 2 |
| Surge voltage category | III | Clearance and creepage distances for control side - load side | > 3 mm |
| Dielectric strength for control side - load side | 1.2 kV _{eff} / 1 min. | Impulse withstand voltage | 4 kV (1.2/50 µs) |
| Protection degree | IP20 | | |

TOS 24VDC/24VDC 4A

Weidmüller Interface GmbH & Co. KG

Klingenbergstraße 26

D-32758 Detmold

Germany

www.weidmueller.com

Technical data

Further details of approvals / standards

| | | | |
|-----------|-------------------|-------------------------|---------|
| Standards | IEC 623 14, UL508 | Certificate no. (cULus) | E223474 |
|-----------|-------------------|-------------------------|---------|

Connection data

| | | | |
|---|---------------------|---|---------------------|
| Wire connection method | Screw connection | Stripping length, rated connection | 9 mm |
| Clamping range, rated connection | 2.5 mm ² | Clamping range, min. | 0.5 mm ² |
| Clamping range, max. | 4 mm ² | Wire connection cross section AWG, min. | AWG 20 |
| Wire connection cross section AWG, max. | AWG 12 | Wire cross-section, solid, min. | 0.5 mm ² |
| Wire cross-section, solid, max. | 4 mm ² | Wire connection cross section, finely stranded, min. | 0.5 mm ² |
| Wire connection cross section, finely stranded, max. | 2.5 mm ² | Wire cross-section, finely stranded, min. (AWG) | AWG 20 |
| Wire cross-section, finely stranded, max. (AWG) | AWG 12 | Wire connection cross-section, finely stranded with wire-end ferrules DIN 46228/4, min. | 0.5 mm ² |
| Wire connection cross-section, finely stranded with wire-end ferrules DIN 46228/4, max. | 1.5 mm ² | Conductor cross-section, flexible, AEH (DIN 46228-1), min. | 0.5 mm ² |
| Conductor cross-section, flexible, AEH (DIN 46228-1), max. | 1.5 mm ² | Blade size | 0.6 x 3.5 mm |

Classifications

| | | | |
|-------------|-------------|-------------|-------------|
| ETIM 6.0 | EC001504 | ETIM 7.0 | EC001504 |
| ETIM 8.0 | EC001504 | ECLASS 9.0 | 27-37-16-04 |
| ECLASS 9.1 | 27-37-16-04 | ECLASS 10.0 | 27-37-16-04 |
| ECLASS 11.0 | 27-37-16-04 | | |

Approvals

Approvals



| | |
|-----------------------|---------|
| ROHS | Conform |
| UL File Number Search | E223474 |

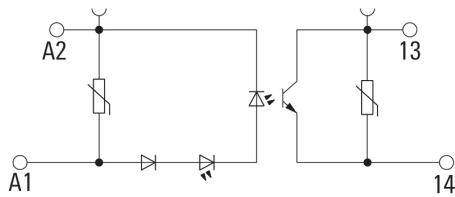
Downloads

| | |
|---|---|
| Approval/Certificate/Document of Conformity | EU Konformitätserklärung / EU Declaration of Conformity |
| Engineering Data | CAD data – STEP |
| Engineering Data | EPLAN, WSCAD |
| User Documentation | Beipackzettel / Package Insert – multilingual |
| Catalogues | Catalogues in PDF-format |
| Brochures | |

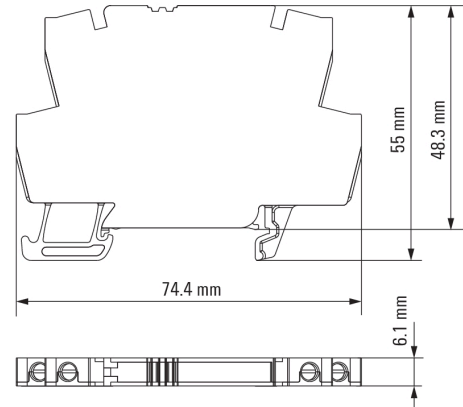
TOS 24VDC/24VDC 4A

Weidmüller Interface GmbH & Co. KG
Klingenbergstraße 26
D-32758 Detmold
Germany

www.weidmueller.com

Drawings**Wiring diagram**

Schaltsymbol

Dimensional drawing

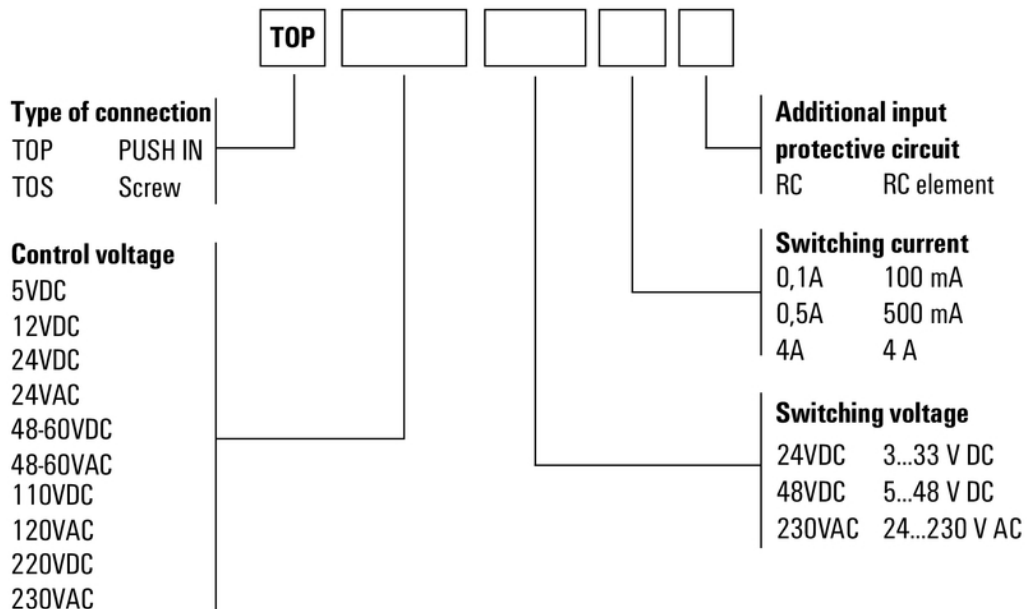
TOS 24VDC/24VDC 4A

Weidmüller Interface GmbH & Co. KG
 Klingenbergstraße 26
 D-32758 Detmold
 Germany

www.weidmueller.com

Drawings

Miscellaneous



Type codes