
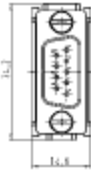
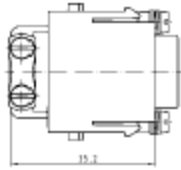


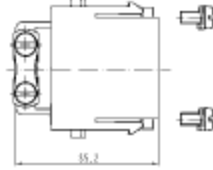

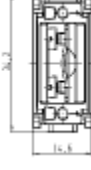
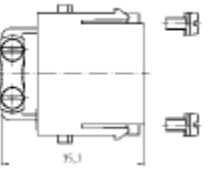


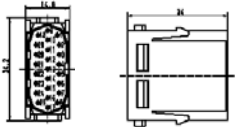
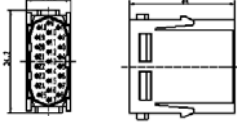








## Han® D-Sub Module

Identification	Part Numbers		Drawing	Dimensions in mm
	Male insert	Female insert		
<p>D-Sub Module Crimp insert</p>  <p>Order contacts separately</p>	<p><b>09 14 009 3001</b></p>	<p><b>09 14 009 3101</b></p>	<p><b>M</b></p> 	
<p>Adapter Module Without D-sub insert</p> 	<p><b>09 14 000 9930</b></p>	<p><b>09 14 000 9931</b></p>	<p><b>M</b></p> 	
<p>D-Sub (Solder Cup) 9 contacts</p>  <p>Contacts included</p>	<p><b>09 67 009 5615</b> Tinned metal shell with dimples</p>	<p><b>09 67 009 4715</b> Tinned metal shell</p>	<p><b>F</b></p> 	
<p>D-Sub (Crimp) 9 contacts</p>  <p>Order contacts separately</p>	<p><b>09 67 009 5601</b> Tinned metal shell with dimples</p>	<p><b>09 67 009 4701</b> Tinned metal shell</p>		

	Part Numbers		Depiction
	Male insert	Female insert	
<b>Han® High Density module</b> Crimp Terminal  Order contacts separately	<b>09 14 025 3001</b>	<b>09 14 025 3101</b>	M  F 

Crimp Contacts	Wire gauge (mm <sup>2</sup> )	Part Numbers		
		Stamped male contact	Stamped female contact	
<b>D-Sub contacts</b> (individual) DIN 41 652	<b>0.09-0.25 AWG</b> 28-24 <b>0.25-0.56 AWG</b> 24-20	<b>09 67 000 7178</b>  <b>09 67 000 8178</b>	<b>09 67 000 7278</b>  <b>09 67 000 8278</b>	<b>Performance level 2</b>
<b>Thermocouple D-Sub contacts</b> (individual) <b>Iron Constantan</b>	<b>0.5-0.25 AWG</b> 20-24	<b>73 55 040 0001</b> <b>73 55 040 0003</b>	<b>73 55 040 0002</b> <b>73 55 040 0004</b>	<b>Type J</b>
<b>Ni-Chromium Aluminum</b>	<b>0.5-0.25 AWG</b> 20-24	<b>73 55 040 0011</b> <b>73 55 040 0013</b>	<b>73 55 040 0012</b> <b>73 55 040 0014</b>	<b>Type K</b>

Crimping Tools	Part Number	
<b>Service crimp tool</b> For single contacts 	<b>09 99 000 0175</b>	<b>Stripping length: 2.5 + 0.5 mm</b>
<b>Insertion and removal tool</b> 	<b>09 99 000 0171</b>	

Identification	Size	Part Numbers		Depiction
		Male insert	Female insert	
<b>Hinged Frame</b>	<b>6 B</b> <b>10 B</b> <b>16 B</b> <b>24 B</b>	<b>09 14 006 0303</b> <b>09 14 010 0303</b> <b>09 14 016 0303</b> <b>09 14 024 0303</b>	<b>09 14 006 0313</b> <b>09 14 010 0313</b> <b>09 14 016 0313</b> <b>09 14 024 0313</b>	 Ideal to pre-assemble the hinged frame.
<b>Locking element for hinged frame</b>  20 pieces on a block please order separately		<b>09 14 000 9960</b>	<b>09 14 000 9960</b>	