

175-271

CONTROL DIVISION


To  
175-293/4

*A Vision  
of the Future*

# Timers

## F SERIES TIMER

The F series timers are designed using the latest cmos technology. This provides high immunity from industrial noise and minimises power consumption. The wide variety of functions, time ranges, base configurations and supply voltage probably makes this the most flexible timer on the market.



### FEATURES

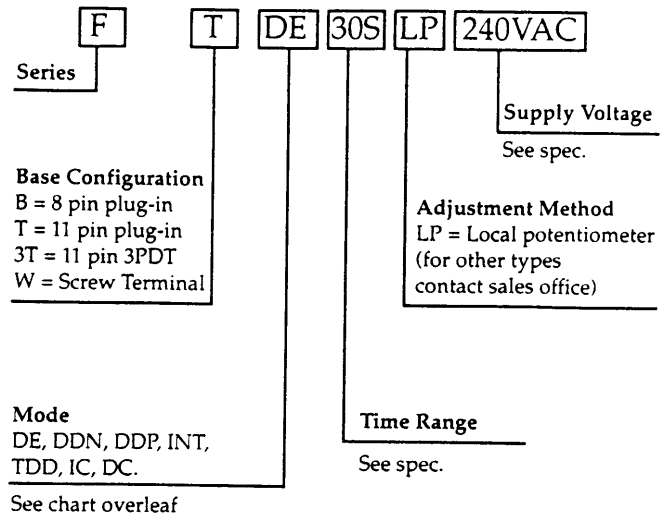
- \* 7 modes of operation
- \* 9 different supply options
- \* Timing from 100msec to 60 hours
- \* Plug - in and panel mounted options
- \* High noise immunity
- \* High load capacity - upto 7Amps at 240VAC

Operating Modes	Delay on Energise	Delay on De-energise	True Delay on-De-energise	Interval	Immediate Cycle	Delayed Cycle
Supply						
Output						
Input					Two independent times can be set	
Abbreviations	DE	DDN, DDE	TDD	INT	IC	DC



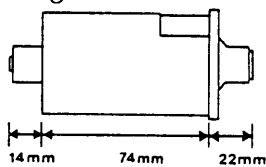
# TEMPATRON

Supply Voltage	12, 24, 48, 100VDC, 12, 24, 50, 110, 240 VAC (12VAC/DC not available on TDD)
Power Consumption	4 VA or 2W max. (20 VA for TDD) (4W for IC/DC)
Supply Limit	-15% to +10% of supply voltage
Timing Range	1, 2, 5, 10, 30, 60 sec. 2, 5, 10, 30, 60 min. (30 min. max. for TDD and DDN/DDP)
Scale Range	5% to 100% of f.s.d.
Scale Accuracy	± 5% of f.s.d.
Repeat Accuracy	1% max. of scale value or 20ms whichever is greater
Operating Temperature	-10°C to +60°C
Reset Time	100ms (200ms for IC/DC)
Output	DPDT relay-rated 10A at 240VAC or 30VDC resistive (5A for TDD and 3TDE)
Electrical Life	500,000 operations at rated load (200,000 for TDD)
Mechanical Life	50 million operations (10 million for TDD)
Isolation	1500VAC 50Hz for 1 minute
Operate Time (TDD only)	Min. period = $(T_m + 50)$ msec. where $T_m = f.s.d$ in secs.
Energisation Pulse (DDN/DDP only)	20ms min.

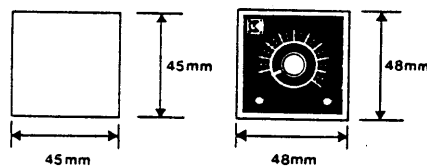


## Dimensions

### Plug in version

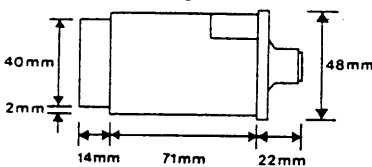


### Cut-out dimensions

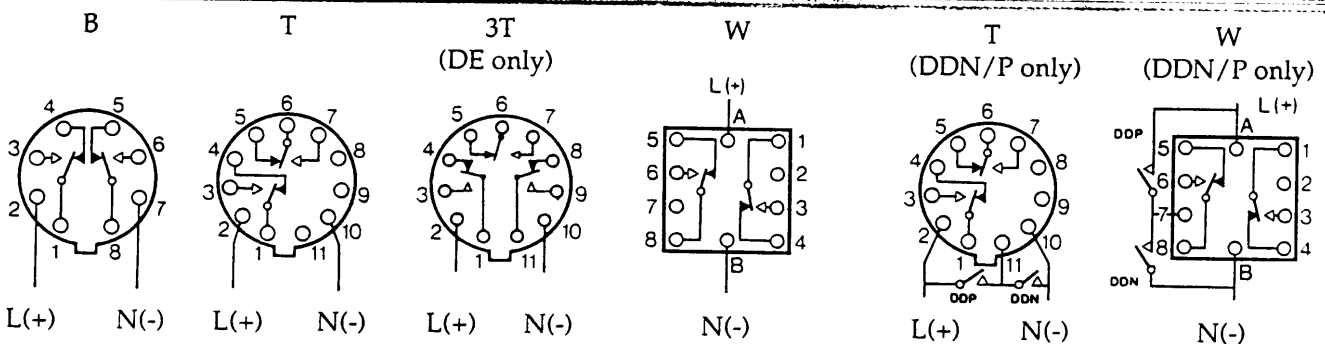


All dimensions in mm.

### Panel mounting version



## Connection data



- Note: 1. Screw terminal sockets suitable for 8 and 11 pin plug-in version are available.  
 Part numbers AZ 68 and AZ 611 for DIN rail, and AZ 58 and AZ 511 for Panel mounting respectively.  
 2. Output rating is reduced to 7Amps when applied through sockets.  
 3. Output and status Led's not available on 12VAC/DC versions.


For further information, please contact our sales office at

 **TEMPATRON**

TEMPATRON LIMITED 6 Portman Road, Battle Farm Estate, Reading RG3 1JQ  
 Telephone: (0734) 583033 Telex: 847732 Facsimile: (0734) 590058

# ANALOGUE TIMERS

## 2B OCTAL PLUG-IN TIMERS



The B series range are octal pin, plug-in Timers designed for use in a wide range of industrial applications from printing and garment manufacture to lift control, generators and pumping systems.

Their key features are:

- 4 Supply options
- 3 Modes of Operation
- Up to 10 Amp rated relay outputs
- CE EMC and Low Voltage compatible

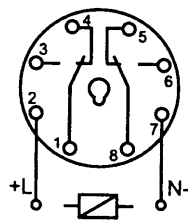
### Specification

Supply voltage: 12Vdc, 24Vdc, 110Vac, 230Vac @ 50/60 Hz  
 Min. Supply time: (Tm+50)msecs where Tm=max scale time(TDD only)  
 Power drain: 2W or 4VA (20VA for TDD)  
 Supply limits: +/- 15% of supply voltage  
 Timing Modes: DE, TDD or DC. See chart for explanation  
 Timing Ranges: see chart  
 Scale range: 5% to 100% of max time setting  
 Scale accuracy: +/- 5% of timing range  
 Repeat accuracy: 1% of scale value (20msec min.)  
 Reset time: 100msec (200msec for DC)  
 Output Config: 2 x DPCO relay rated 10A/240Vac or 30Vdc (5A TDD)  
 Electrical life: 5 x 10<sup>5</sup> ops at rated load (2x10<sup>5</sup> TDD)  
 Mechanical life: 50 x 10<sup>6</sup> ops (10x10<sup>6</sup> TDD)  
 Operating temp: -10°C to +60°C  
 CE compatibility: meets EN61010-1 low voltage and EN50081-1/58002-1 emc directives

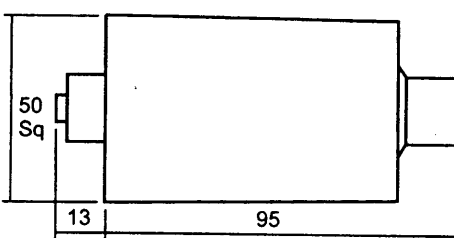
Weight: DE 135gms, TDD 160gms, DC 135gms

Modes	Delay On (DE)	Delay Off (TDD)	Delayed Cycling (DC)
Supply			
Output			
T=Set Time			
Ranges	0.5 to 20 secs 5 to 200 secs 1 to 30 mins 2 to 60 mins	0.5 to 20 secs 0.3 to 10 mins	0.5 to 20 secs 5 to 200 secs

### Connection Diagram



### Dimensions



### Standard Items


Voltage	Time	Part Number	Part Number
12Vdc	20 sec	2BDE20SLP12VDC	True Delay Off
12Vdc	200 sec	2BDE200SLP12VDC	
12Vdc	30 min	2BDE30MLP12VDC	
24Vdc	20 sec	2BDE20SLP24VDC	2BTDD20SLP24VDC
24Vdc	200 sec	2BDE200SLP24VDC	
24Vdc	10 min	2BDE30MLP24VDC	2BTDD10MLP24VDC
24Vdc	30 min	2BDE30MLP24VDC	
24Vdc	60 min	2BDE60MLP24VDC	
110Vac	20 sec	2BDE20SLP110VAC	2BTDD20SLP110VAC
110Vac	200 sec	2BDE200SLP110VAC	
110Vac	10 min	2BTDD10MLP110VAC	
110Vac	30 min	2BDE30MLP110VAC	
12Vac	60 min	2BDE60MLP110VAC	
230Vac	20 sec	2BDE20SLP230VAC	2BTDD20SLP230VAC
230Vac	200 sec	2BDE200SLP230VAC	
230Vac	10 min	2BTDD10MLP230VAC	
230Vac	30 min	2BDE30MLP230VAC	
230Vac	60 min	2BDE60MLP230VAC	

For a suitable panel mounting or DIN rail socket plus clip see page 26

## Voltage Time Part Number

Voltage	Time	Part Number
110Vac	20 sec	2BDC20SLP20SLP110VAC
110Vac	200 sec	2BDC200SLP200SLP110VAC
230Vac	20 sec	2BDC20SLP20SLP230VAC
230Vac	200 sec	2BDC200SLP200SLP230VAC

## FB & T PANEL MOUNT AND PLUG-IN TIMERS



The F series is a range of Analogue Timers which can be panel mounted from their 48 x 48mm front bezel or chassis/DIN rail mounted via a plug-in socket. A wide range of supply voltages, timing and operating modes are available to order.

- 12 to 240 Vac/dc supply options
- Up to 3 DPCO, 5 Amp Output contacts
- Time ranges from 1 sec to 60 hours
- 8/11 pin Plug-in or Panel mounting
- CE EMC and Low Voltage compatible

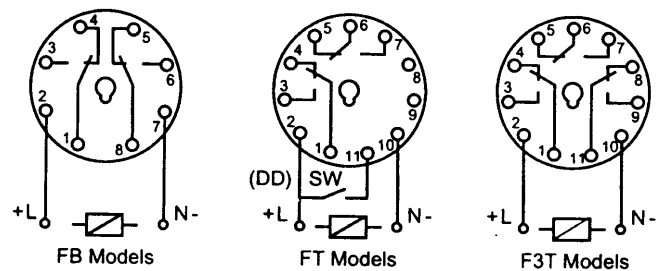
### Specification

Supply voltage: 12, 24, 48, 100 Vdc, 24, 50, 110, 230Vac @ 50/60 Hz  
 Min. Supply time: (Tm+50)msecs where Tm=max Scale Range (TDD only)  
 Power drain: 2W or 4VA (20VA for TDD)  
 Supply limits: +/- 15% of supply voltage  
 Timing Modes: DE, INT, DD, TDD, DC or IC See chart below  
 Timing Ranges: 1, 2, 5, 10, 30, 60 secs, 2, 5, 10, 30, 60 mins or hours (upto 30 mins for DD and TDD).  
 Scale range: 5% to 100% of max time setting  
 Scale accuracy: +/- 5% of Timing Range  
 Repeat accuracy: 1% of scale value (20msec min.)  
 Reset time: 100msec (200msec for DC)  
 Output Config: 2 or 3 DPCO contacts (3 only on DE & INT models)  
 Output rating: 10A/240Vac or 30Vdc (5A TDD and 3T)  
 Electrical life: 5x10<sup>5</sup> ops at rated load (2 x 10<sup>5</sup> TDD)  
 Mechanical life: 50x10<sup>6</sup> ops (10 x 10<sup>6</sup> TDD)  
 Operating temp: -10°C to +60°C  
 CE compatibility: meets EN61010-1 low voltage and EN50081-1/58002-1 emc directives

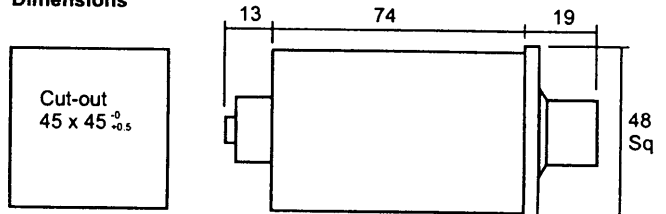
Weight: All models 130gms (except TDD = 150 gms)

Modes	Delay On (DE)	True Delay Off (TDD)	Delayed Cycling (DC)
Supply			
Output			
T=Set Time			
Modes	Interval (INT)	Delay Off (DD)	Immediate Cycling (IC)
Supply			
Output			
Switch			

### Connection Diagrams



### Dimensions




# ANALOGUE TIMERS

## Standard Items

Mode	Voltage	Time	Base	Part Number	
Interval	110Vac	10sec	2P, 8-pin	FBINT10SLP110VAC	
		10sec	3P, 11-pin	F3TINT10SLP110VAC	
	230Vac	60min	2P, 8-pin	FBINT60MLP230VAC	
		10sec	3P, 11-pin	F3TINT10SLP230VAC	
		Delay On	10sec	2P, 8-pin	FBDE10SLP24VDC
			60sec	2P, 8-pin	FBDE60SLP24VDC
100Vdc	24Vdc	5min	2P, 8-pin	FBDE5MLP24VDC	
		30sec	2P, 8-pin	FBDE30SLP100VDC	
	5min	2P, 8-pin	FBDE5MLP100VDC		
		30sec	2P, 11-pin	FTDE30SLP100VDC	
		60sec	3P, 11-pin	F3TDE60SLP100VDC	
		30sec	2P, 8-pin	FBDE30SLP24VAC	
	24Vac	10sec	2P, 8-pin	FBDE10SLP110VAC	
			2P, 8-pin	FBDE30SLP110VAC	
		60sec	2P, 8-pin	FBDE60SLP110VAC	
			2P, 8-pin	FBDE5MLP110VAC	
			30min	2P, 8-pin	FBDE30MLP110VAC
			10sec	2P, 11-pin	FTDE10SLP110VAC
230Vac	10sec	2P, 11-pin	FTDE30SLP110VAC		
		5min	2P, 11-pin	FTDE5MLP110VAC	
	30sec	2P, 11-pin	F3TDE10SLP110VAC		
		2P, 8-pin	FBDE10SLP230VAC		
		2P, 8-pin	FBDE30SLP230VAC		
		2P, 8-pin	FBDE60SLP230VAC		
	5min	2P, 8-pin	FBDE5MLP230VAC		
		2P, 8-pin	FBDE30MLP230VAC		
		10sec	2P, 11-pin	FTDE10SLP230VAC	
		30sec	2P, 11-pin	FTDE30SLP230VAC	
	10sec	2P, 11-pin	FTDE5MLP230VAC		
		3P, 11-pin	F3TDE10SLP230VAC		
3P, 11-pin		F3TDE60SLP230VAC			
3P, 11-pin		F3TDE5MLP230VAC			
Cyclic	110Vac	30sec	2P, 8-pin	FBDC30SLP30SLP110VAC	
		30sec	2P, 8-pin	FBDC30SLP30SLP230VAC	
	230Vac	5min	2P, 8-pin	FBDC5MLP5MLP230VAC	
		30sec	2P, 11-pin	FTDDP30SLP110VAC	
Delay Off	110Vac	10min	2P, 11-pin	FTDDP10MLP110VAC	
		30sec	2P, 11-pin	FTDDP30SLP230VAC	
	230Vac	10min	2P, 11-pin	FTDDP10MLP230VAC	
		30sec	2P, 8-pin	FBTDD30SLP110VAC	
True Delay Off	110Vac	10min	2P, 8-pin	FBDD10MLP110VAC	
		30sec	2P, 8-pin	FBDD30SLP230VAC	
	230Vac	10min	2P, 8-pin	FBDD10MLP230VAC	
		10min	2P, 8-pin	FBDD10MLP230VAC	

For a suitable wiring socket see page 26

## AT MULTI-RANGE TIMERS



The AT series Timers provide multi-range and multi-function options to maximise functionality in each model. The AT8B offers an instantaneous contact option to simplify momentary push button starting circuits, whilst the AT11D provides external Hold and Reset inputs for wider control applications.

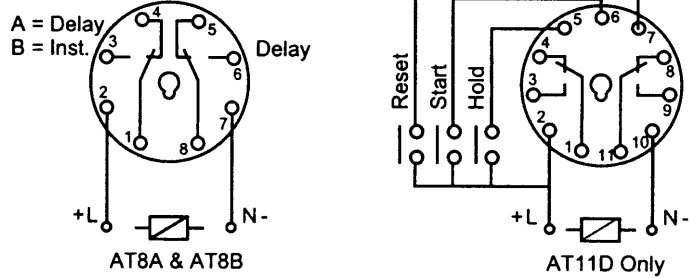
- 16 Time Ranges up to 10 Hours
- 4 Function Modes on AT11D
- 2 Delayed or 1 Instant + 1 Delayed contact
- Hold & Reset Inputs on AT11D

### Specification

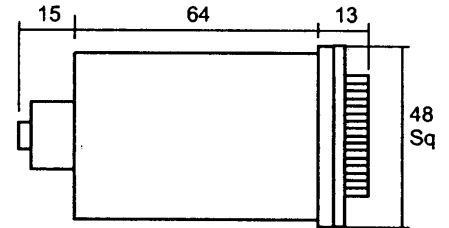
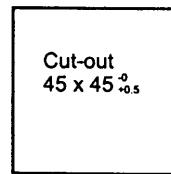
Supply voltage: 24Vac, 110Vac, 220Vac @ 50/60 Hz, 24Vdc  
 Power drain: 10VA or 2W max.  
 Supply limits: +/- 10% of supply voltage  
 Timing Modes: DE (AT8); DE, DD, CT, ETI (AT11D)  
 See chart for explanation  
 Timing Ranges: 0.5, 1, 5, 10, 30, 60 Secs, 5, 10, 30, 60 Mins, 5, 10, 50, 100 Hrs  
 Scale range: 5% to 100% of max time setting  
 Scale accuracy: +/- 5% of timing range  
 Repeat accuracy: +/- 0.3% of scale value (20msec min.)  
 Reset time: 500msec  
 Output rating: 3A/250Vac resistive  
 Electrical life: 1x10<sup>5</sup> ops at rated load (2x10<sup>5</sup> TDD)  
 Mechanical life: 10x10<sup>6</sup> operations  
 Operating temp: -10°C to +55°C  
 CE compatibility: meets EN61010-1 low voltage and EN50081-1/58002-1 emc directives UL recognised  
 Weight: 110 gms

Modes	Delay On (DE)	Delay Off (DD)	Cyclic (CT)	Interval (ETI)
Supply				
Output				
Start				

### Connection Diagrams



### Dimensions




### Standard items

Mode	Voltage	Output	Part Number
Delay On	110Vac	2 x Timed CO	AT8A-110VAC
	240Vac	2 x Timed CO	AT8A-240VAC
	110Vac	Timed CO + Inst CO	AT8B-110VAC
	240Vac	Timed CO + Inst CO	AT8B-240VAC
Multi-Function	110Vac	Timed CO + Inst CO	AT11D-110VAC
	240Vac	Timed CO + Inst CO	AT11D-240VAC

For a suitable wiring socket see page 26

## L LOW COST TIMERS



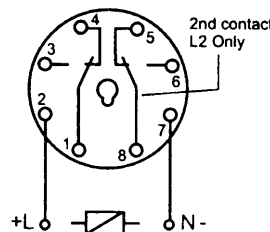
The L Series are low cost analogue Timers operating in a 'Delay-on-Energise' mode only. They offer a range of times as well as 3 standard voltages with either SPCO or DPCO relay outputs.

- 6 Time ranges up to 5 minutes
- SPCO or DPCO relay outputs
- 24Vdc, 110Vac and 230Vac supplies
- Miniature (relay) size

### Specification

Supply voltage: 110Vac, 230Vac @ 50/60 Hz, 24Vac/dc  
 Power drain: 4VA or 2W max.  
 Supply limits: +/- 10% of supply voltage  
 Timing Modes: Delay On (DE)  
 Timing Ranges: 2, 3, 10, 30, 60 Sec, 5 Min  
 Scale range: 5% to 100% of max time setting  
 Scale accuracy: +/- 5% of timing range  
 Repeat accuracy: +/- 1% of scale value (20msec min.)  
 Reset time: 100msec  
 Output rating: L = 3A/250Vac L2 = 2 x 5A/250Vac resistive  
 Electrical life: 1x10<sup>5</sup> ops at rated load  
 Mechanical life: 10x10<sup>6</sup> operations  
 Operating temp: -10°C to +50°C  
 Weight: 90 gms

### Connection Diagrams



### Dimensions

