
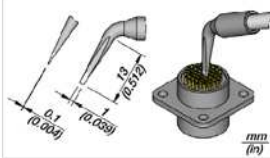
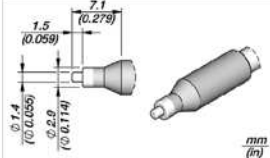
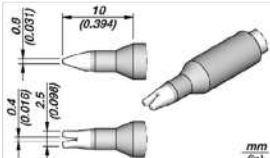
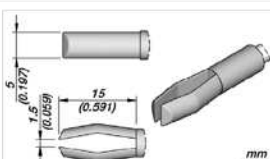
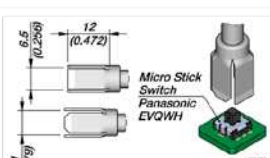
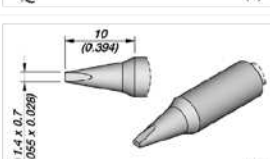
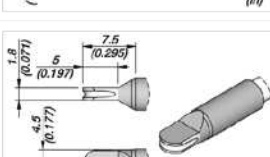
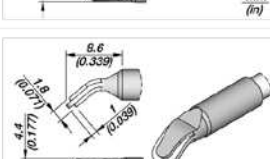

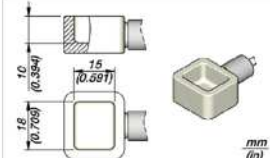


C245 Cartridges for T245 Handles

	Ref.	Description	Image	Suggested components	Compatible with
	C245-771	Cartridge Bent 1 x 0.1		Cable soldering to connector Fine pitch	Stations: CD, CDE, DI, DDE, DME Tools: T245 range
	C245-117	Cartridge Flat Ø 1.45		Through hole	Stations: CD, CDE, DI, DDE, DME Tools: T245 range
	C245-118	Cartridge Pin/Wire 0.4		Through hole Wire tinning	Stations: CD, CDE, DI, DDE, DME Tools: T245 range
	C245-268	Cartridge Pin/Wire 1.5		Through hole	Stations: CD, CDE, DI, DDE, DME Tools: T245 range
	C245-136	Cartridge Micro Stick Switch		Micro Stick desoldering	Stations: CD, CDE, DI, DDE, DME Tools: T245 range
	C245-772	Cartridge Nickel 1.4 x 0.7 S1		HMP soldering	Stations: CD, CDE, DI, DDE, DME Tools: T245 range
	C245-009	Cartridge S-Lead 4.5 x 1.8		Drag Soldering	Stations: CD, CDE, DI, DDE, DME Tools: T245 range
	C245-010	Cartridge J-Lead 4.5 x 1.8		Drag soldering J-lead	Stations: CD, CDE, DI, DDE, DME Tools: T245 range
	C245-SP01	Solder Pot Cartridge 15 x 18		Tinnig wires Desoldering Through Hole Multipin components	Stations: CD, CDE, DI, DDE, DME Tools: T245 range