


2000 Slide Switches - Snap fit and panel mount

10A 250Vac



115/230 is preferred legend

Key Features

- 2 way 'voltage selector'
- Ratings up to 16A, 250V ac
- Snap fit and panel mount
- PCB & solder terminals
- 2 and 3 position
- Choice of circuits
- Choice of actuators

Approvals and specifications

10A 250Vac T85
6(3)A 250Vac T85

UL CSA 16A 250Vac Non Inductive
UL CSA 4A 300Vac
UL 65°C, file no. E45221, CSA file no. LR10990

μ contact gap
Please specify: Standard action (SP116) or Light action (SP118).
2000 series lubrication is inorganic and does not degrade plastics.

Terminal	Series	Position	Circuit	Slider
K 2.8 x 0.8	2	2 Switching positions	10 	0
			20 	6
			30 	7
			40 	8
R 2.8 x 0.8	2	2 Switching positions	10 	2
			20 	7
			30 	8
			40 	9
T Solder	2	2 Switching positions	10 	3
			20 	6
			30 	7
			40 	8
X PCB 0.8 Sq. For mounting stability switches have extra "support" terminals * Nominal - Dimension varies with body type. For exact figure call sales	3	3 Switching positions	10 	4
			20 	6
			30 	7
			40 	8

Examples



T22208E ---



T22308E ---



T2230MF ---



T22205B ---



T22305B ---



T23204B ---

Body

Options

B

With mounting holes



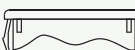

E

Snap fit



F

Snap fit
(single pole ON OFF only)

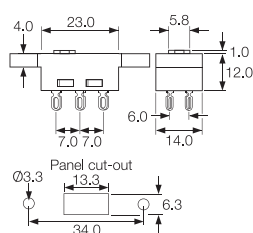


Colour

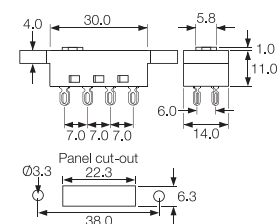
Call sales for custom colours.
A full range is available for large orders.
Standard body colour is black.

Dimensions

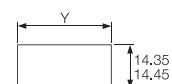
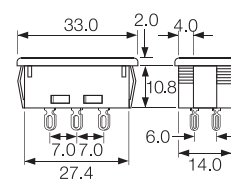
2 Pos B



3 Pos B

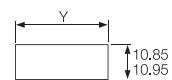
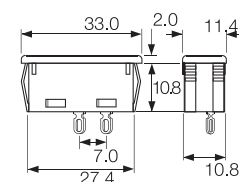


2 Pos E



Panel thickness	Dim. Y
0.8-1.2	29.75/29.85
1.63	30.15/30.25
2.0	30.35/30.45
2.5	30.55/30.65

2 Pos F



Panel thickness	Dim. Y
0.8-1.2	29.75/29.85
1.63	30.15/30.25
2.0	30.35/30.45
2.5	30.55/30.65