


Micro Miniature Signal Relays



DESCRIPTION

A range of Micro Miniature SPDT Signal Relays. These general purpose, single pole, through hole mounting relays are designed for switching small measurement and control signals within circuits.

DISTINCTIVE FEATURES

- Micro miniature size
- Light weight Construction
- Contact 1 Form C
- SPDT contact configuration
- PCB mounting
- Fully Sealed Construction

APPLICATIONS

The small dimensions and lightweight construction of these micro miniature signal relays make them suitable for a wide variety of applications, including communications, measurement, automation control and audio visual equipment.

1A

UL

CSA

SPDT



ELECTRICAL SPECIFICATION

Contact Form	1 Form C
Contact Rating	1A 120VAC/24VDC
Contact Resistance	Max. 50mΩ (6VDC 0.1A)
Insulation Resistance	Min. 100MΩ 500VDC
Max Switching Voltage	120VAC/30VDC
Max Switching Current	2A
Max Switching Power	120VA, 30W
Min Switching Load	5VDC, 10mA
Between Open Contacts	500VAC, 1min
Between Coil & Contacts	500VAC, 1min

Coil Data (Ambient Temperature 23°C)	Coil Power mW	Nominal Voltage VDC	Coil Resistance Ω+/-10%	Operating Voltage ≤VDC	Release Voltage ≥VDC
61-6280	450	5	55	3.5	0.5
61-6281	450	12	320	8.4	1.2
61-6282	450	24	1280	16.8	2.4



GENERAL SPECIFICATION

Series	Micro miniature signal relays
Mounting Type	PCB mounting
RoHS	Yes



MATERIALS

Contact Material	AuAg overlay
Outer Case Material	PBT Plastic



CERTIFICATION AND STANDARDS

File Number	Contact Form	Power Consumption	Coil Voltage	Contact rating	Remarks
UL E164730	C	0.45W/0.33W	3-24VDC	1A 120VAC/24VDC	Ambient Temperature: 40°C
CSA 1063017(LR 106040)	C	0.45W/0.33W	3-24VDC	1A 120VAC/24VDC	Ambient Temperature: normal



ENVIRONMENTAL/OPERATING SPECIFICATION

Electrical Life	100,000 operations	
Mechanical Life	10,000,000 operations	
Operate Time	Max. 6ms	
Release Time	Max. 4ms	
Operating Temperature	-25°C to +70°C	
Humidity	35~95%RH, +40°C	
Shock Resistance	Endurance	1,000m/s ²
	Misoperation	100m/s ²
Vibration Resistance	Endurance	10~55Hz, 1.5mm double amplitude
	Misoperation	10~55Hz, 1.5mm double amplitude



TERMINALS

Terminal Type	Solder pins
Terminal Dimensions	See drawing page 4




OPTIONS (MOQ may apply)

Also available with a coil voltage of	3, 6 & 9 VDC
---------------------------------------	--------------

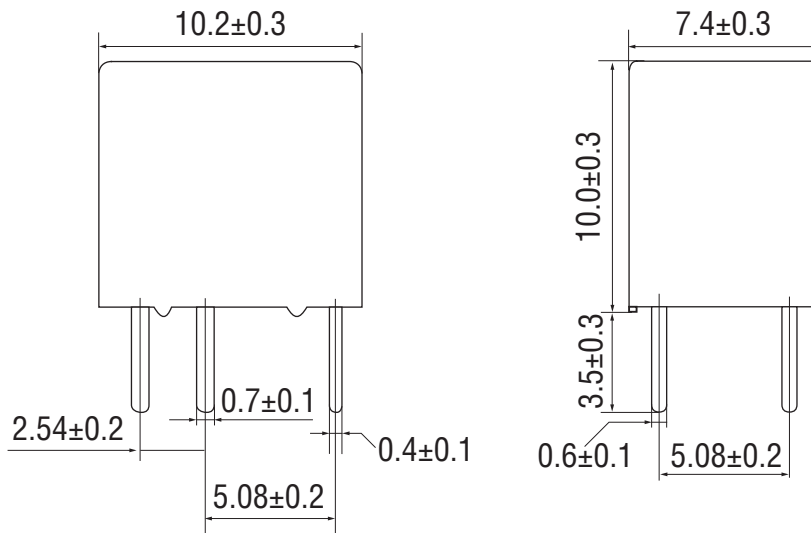


DIMENSIONS/DRAWINGS

Units	mm - unless stated otherwise
Dimensions (Summary)	10.2 x 7.4 x 10mm
Length	10.2mm
Width	7.4mm
Height (Excluding pins)	10mm
Weight	1.7g

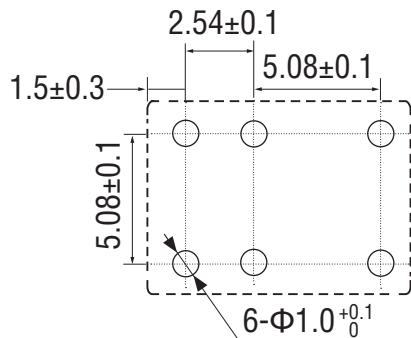


Outline



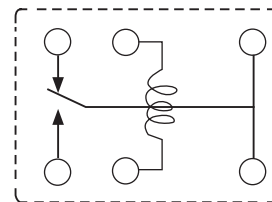
Mounting Hole Layout

(Bottom View)

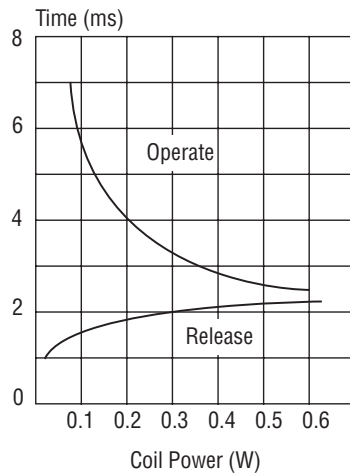


Wiring Diagram

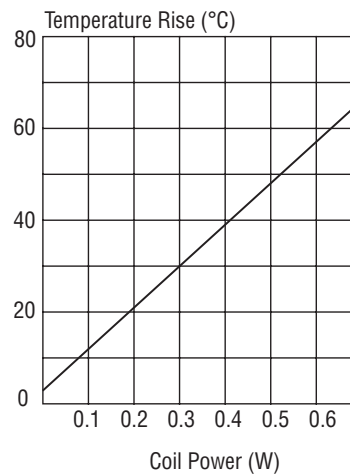
(Bottom View)



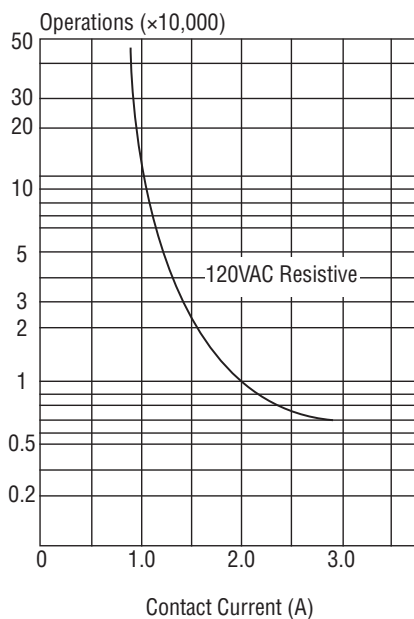
Time Curve



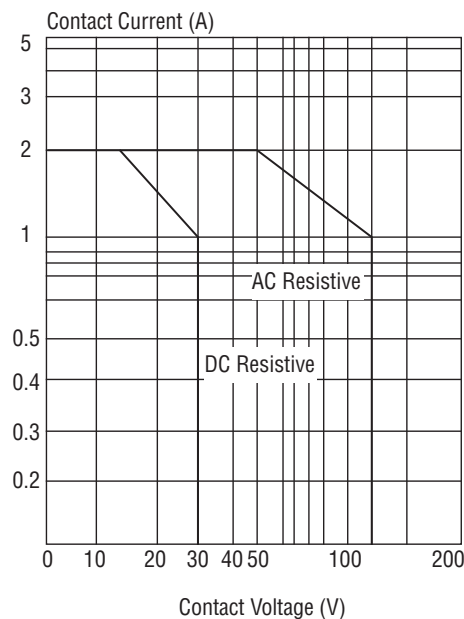
Coil Temperature Rise



Life Curve



Maximum Switching Power



PART NUMBER TABLE

Part number	Nominal Coil Voltage	UNSPSC	EAN	Country of Origin
61-6280	5 VDC	39122325	5053556008278	China
61-6281	12 VDC	39122325	5053556008285	China
61-6282	24 VDC	39122325	5053556008292	China

For further information on pricing, delivery, and long-term stock agreements please contact your local business development person, telephone our main office on **01206 838000** or email **Sales@Rapidonline.com**.

R-TECH

Tried & trusted technology

Important Notice: This data sheet and its contents (the "Information") belong to Rapid Electronics Limited or are licensed to it. No licence is granted for the use of it other than for information purposes in connection with the products to which it relates. No licence of any intellectual property rights is granted. The Information is subject to change without notice and replaces all data sheets previously supplied. The Information supplied is believed to be accurate but Rapid Electronics Limited assumes no responsibility for its accuracy or completeness, any error in or omission from it or for any use made of it. Users of this data sheet should check for themselves the Information and the suitability of the products for their purpose and not make any assumptions based on information included or omitted. Liability for loss or damage resulting from any reliance on the Information or use of it (including liability resulting from negligence or where Rapid Electronics Limited were aware of the possibility of such loss or damage arising) is excluded. This will not operate to limit or restrict Rapid Electronics Limited's liability for death or personal injury resulting from its negligence.