



LOAD FEEDER FUSELESS DIRECT START, AC 400V, SZ S00 10...16A, AC 230V SCREW CONNECTION FOR RAIL-MOUNTING, TYPE OF COORDINATION 1, IQ = 150KA 1NO (CONTACTOR)

| | |
|--|---|
| product brand name | SIRIUS |
| Product designation | non-fused load feeders 3RA2 |
| Manufacturer article number | |
| <ul style="list-style-type: none"> • of the supplied contactor • of the supplied circuit-breakers • of the supplied link module | 3RT2018-1AP01 3RV2011-4AA10 3RA1921-1DA00 |

General technical data:

| | | |
|--|----|------------|
| Insulation voltage | | |
| <ul style="list-style-type: none"> • with degree of pollution 3 Rated value | V | 690 |
| Shock resistance | | |
| <ul style="list-style-type: none"> • acc. to IEC 60068-2-27 | | 6g / 11 ms |
| Surge voltage resistance Rated value | kV | 6 |
| Type of assignment | | 1 |
| Protection class IP | | |
| <ul style="list-style-type: none"> • on the front | | IP20 |

Main circuit:

| | | |
|--|----|-----------|
| Number of poles for main current circuit | | 3 |
| Adjustable response value current of the current-dependent overload release | A | 11 ... 16 |
| Operating voltage | | |
| <ul style="list-style-type: none"> • Rated value • at AC-3 Rated value maximum | V | 690 |
| | V | 690 |
| Operating frequency Rated value | Hz | 50 ... 60 |
| Operating current | | |
| <ul style="list-style-type: none"> • at AC-3 | | |

| | | |
|------------------------|---|--------|
| — at 400 V Rated value | A | 15.5 |
| Operating power | | |
| • at AC-3 | | |
| — at 400 V Rated value | W | 7 500 |
| — at 500 V Rated value | W | 7 500 |
| — at 690 V Rated value | W | 11 000 |

Control circuit/ Control:

| | | |
|--|-----|-----|
| Control supply voltage with AC | | |
| • at 50 Hz Rated value | V | 230 |
| • at 60 Hz Rated value | V | 230 |
| Apparent holding power of the magnet coil with AC | V·A | 5.7 |

Auxiliary circuit:

| | | |
|---|--|-----|
| Product expansion Auxiliary switch | | Yes |
|---|--|-----|

Protective and monitoring functions:

| | | |
|---|--|----------------------|
| Trip class | | CLASS 10 |
| Design of the overload circuit breaker | | thermal (bimetallic) |

UL/CSA ratings:

| | | |
|---|--------------|----|
| Full-load current (FLA) for three-phase AC motor | | |
| • at 480 V Rated value | A | 14 |
| yielded mechanical performance [hp] | | |
| • for three-phase AC motor at 220/230 V Rated value | metric hp | 5 |
| • for three-phase AC motor at 460/480 V Rated value | metric hp | 10 |
| • for three-phase AC motor at 575/600 V Rated value | metric hp | 10 |

Short-circuit:

| | | |
|--|---|----------|
| Product function Short circuit protection | | Yes |
| Design of the short-circuit trip | | magnetic |
| Conditional short-circuit current (I_q) | | |
| • at 690 V acc. to IEC 60947-4-1 Rated value | A | 4 000 |
| • at 400 V acc. to IEC 60947-4-1 Rated value | A | 153 000 |
| • at 500 V acc. to IEC 60947-4-1 Rated value | A | 5 000 |

Installation/ mounting/ dimensions:

| | | |
|--------------------------|----|--|
| mounting position | | vertical |
| Mounting type | | screw and snap-on mounting onto 35 mm standard mounting rail |
| Height | mm | 167.2 |
| Width | mm | 45 |
| Depth | mm | 97.1 |
| Required spacing | | |

| | | |
|----------------------|----|----|
| • for grounded parts | | |
| — forwards | mm | 0 |
| — Backwards | mm | 0 |
| — upwards | mm | 20 |
| — at the side | mm | 9 |
| — downwards | mm | 10 |
| • for live parts | | |
| — forwards | mm | 0 |
| — Backwards | mm | 0 |
| — upwards | mm | 20 |
| — downwards | mm | 10 |
| — at the side | mm | 9 |

Connections/ Terminals:

Type of electrical connection

| | |
|----------------------------|----------------------|
| • for main current circuit | screw-type terminals |
|----------------------------|----------------------|

Safety related data:

| | | |
|---|---|-------------|
| B10 value with high demand rate acc. to SN 31920 | | 1 000 000 |
| Proportion of dangerous failures | | |
| • with high demand rate acc. to SN 31920 | % | 73 |
| Protection against electrical shock | | finger-safe |

Mechanical data:

| | | |
|------------------------------------|--|-----|
| Size of the circuit-breaker | | S00 |
| Size of load feeder | | S00 |

Ambient conditions:

Ambient temperature

| | | |
|--------------------|----|-------------|
| • during operation | °C | -20 ... +60 |
| • during storage | °C | -50 ... +80 |
| • during transport | °C | -50 ... +80 |

Certificates/ approvals:

| | | | |
|--------------------------|--------------------------------|---------------------------|-------------------|
| General Product Approval | For use in hazardous locations | Declaration of Conformity | Test Certificates |
|--------------------------|--------------------------------|---------------------------|-------------------|



[Special Test Certificate](#)

| | |
|-------------------|-------------------|
| Test Certificates | Shipping Approval |
|-------------------|-------------------|

[Declaration of the Compliance with the order](#)

[Type Test Certificates/Test Report](#)



GL

| | |
|-------------------|-------|
| Shipping Approval | other |
|-------------------|-------|



[Declaration of Conformity](#)

[Environmental Confirmations](#)

[other](#)

Further information

Information- and Downloadcenter (Catalogs, Brochures,...)

<http://www.siemens.com/industrial-controls/catalogs>

Industry Mall (Online ordering system)

<http://www.siemens.com/industrymall>

Cax online generator

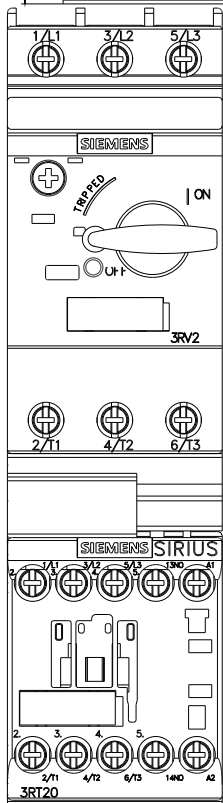
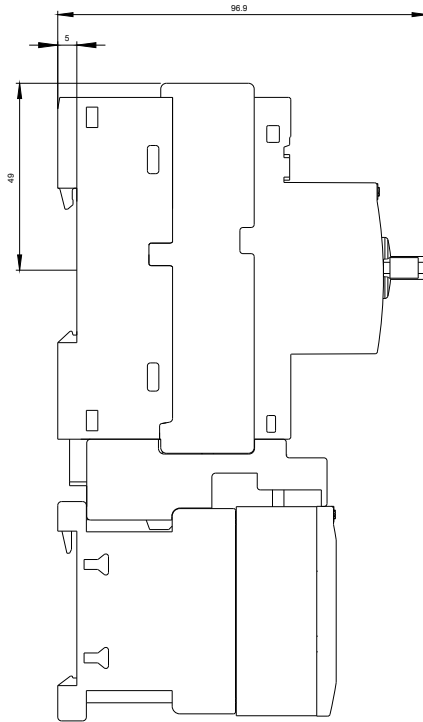
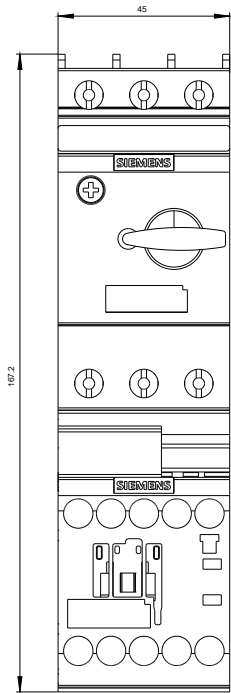
<http://support.automation.siemens.com/WW/CAXorder/default.aspx?lang=en&mfb=3RA21104AA181AP0>

Service&Support (Manuals, Certificates, Characteristics, FAQs,...)

<http://support.automation.siemens.com/WW/view/en/3RA21104AA181AP0/all>

Image database (product images, 2D dimension drawings, 3D models, device circuit diagrams, EPLAN macros, ...)

http://www.automation.siemens.com/bilddb/cax_de.aspx?mfb=3RA21104AA181AP0&lang=en



DREIFACHHERABZWEIG, SICHERUNGSL.



DREIFACHHERABZWEIG, SICHERUNGSL.

last modified:

11.03.2015