

**OMNIMATE Data - D-SUB connectors
D-SUB F6.1 T09VN 3.2N2 TY GY**

Weidmüller Interface GmbH & Co. KG
 Klingenbergstraße 16
 D-32758 Detmold
 Germany
 Fon: +49 5231 14-0
 Fax: +49 5231 14-292083
 www.weidmueller.com

Product image**The product range encompasses the following designs:**

- 90°, lying (horizontal) and 180°, standing (vertical)
- Flange design as drilled hole, UNC 4-40 threaded nut and UNC 4-40 threaded bolt
- Stamped contacts (Rated current: 3 A)
- THT soldering process
- Wide range of different design types, also with snap-on clip
- Packed in tray (TY)
- Extended temperature range of -55 °C to +85 °C for maximum performance
- Design in accordance with IEC 60807-3 (IEC 807-3) and DIN 41652

General ordering data

Type	D-SUB F6.1 T09VN 3.2N2 TY GY
Order No.	2626650000
Version	, D-SUB connectors male/female, Hole, THT solder connection, 2.77 mm, No. of poles: 9, 180°, Solder pin length (l): 4.6 mm, Au (Gold), grey, Tray (manual assembly)
GTIN (EAN)	4050118663600
Qty.	90 pc(s).
Packaging	Tray (manual assembly)

OMNIMATE Data - D-SUB connectors
D-SUB F6.1 T09VN 3.2N2 TY GY

Weidmüller Interface GmbH & Co. KG
 Klingenbergstraße 16
 D-32758 Detmold
 Germany
 Fon: +49 5231 14-0
 Fax: +49 5231 14-292083
 www.weidmueller.com

Technical data
Dimensions and weights

Width	30.81 mm	Width (inches)	1.213 inch
Depth	12.55 mm	Depth (inches)	0.494 inch
Net weight	18 g		

Temperatures

Operating temperature, max.	85 °C	Operating temperature, min.	-55 °C
Storage temperature, max.	85 °C	Storage temperature, min.	-55 °C

Environmental Product Compliance

REACH SVHC	Lead 7439-92-1
------------	----------------

System specifications

Mounting onto the PCB	THT solder connection	No. of poles	9
Outgoing elbow	180°	Pitch in inches (P)	0.109 inch
Pitch in mm (P)	2.77 mm	Plugging cycles	≥ 50
Product family	OMNIMATE Data - D-SUB connectors	Shield surface	tinned
Shielding material	Steel	Side termination, characteristic	Hole
Solder eyelet hole diameter (D)	1.1 mm	Solder pin length (l)	4.6 mm
Solder pin length tolerance	+0,25 / -0,25 mm		

Electrical properties

Dielectric strength, contact / contact	1000 V AC	Insulation strength	1000 MΩ at 500 V DC
Rated current	3 A	Rated voltage	250 V AC
Volume resistance	≤ 20 mΩ		

Material data

Insulating material	PBT glass fibre reinforced UL 94 V-0	Colour	grey
Colour chart (similar)	RAL 7035	Insulation strength	1000 MΩ at 500 V DC
UL 94 flammability rating	V-0	Contact base material	Copper alloy
Contact surface	Au (Gold)	Storage temperature, min.	-55 °C
Storage temperature, max.	85 °C	Operating temperature, min.	-55 °C
Operating temperature, max.	85 °C		

Packing

Packaging	Tray (manual assembly)	VPE length	0
VPE width	0	VPE height	0

Classifications

ETIM 6.0	EC002637	eClass 6.2	27-26-07-04
eClass 9.0	27-44-04-02	eClass 9.1	27-44-04-02

Downloads

Engineering Data	STEP
------------------	----------------------

Data sheet

**OMNIMATE Data - D-SUB connectors
D-SUB F6.1 T09VN 3.2N2 TY GY**

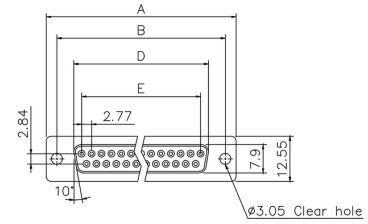
Weidmüller Interface GmbH & Co. KG
 Klingenbergstraße 16
 D-32758 Detmold
 Germany
 Fon: +49 5231 14-0
 Fax: +49 5231 14-292083
 www.weidmueller.com

Drawings

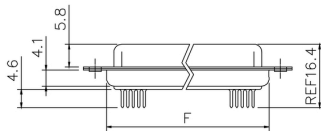
Product image



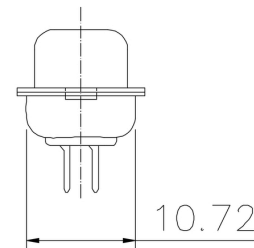
Drawing



Drawing



Drawing

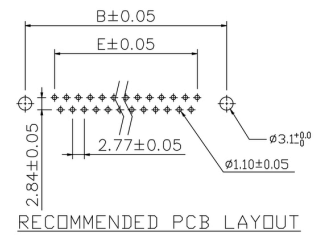


Dimensioned drawing

DIMENSION TABLE

POSITIONS	A±0.15	B±0.10	D±0.13	E±0.08	F±0.10
9	30.81	24.99	16.33	11.08	19.20

PCB design



**OMNIMATE Data - D-SUB connectors
D-SUB F6.1 T09VN 3.2N2 TY GY**

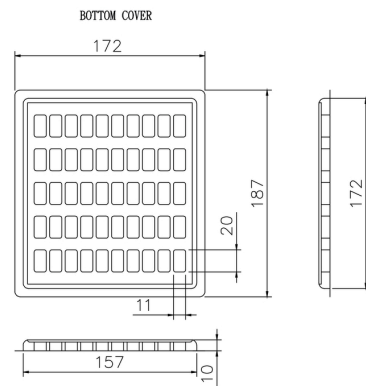
Weidmüller Interface GmbH & Co. KG
 Klingenbergstraße 16
 D-32758 Detmold
 Germany
 Fon: +49 5231 14-0
 Fax: +49 5231 14-292083
 www.weidmueller.com

Drawings

Dimensioned drawing

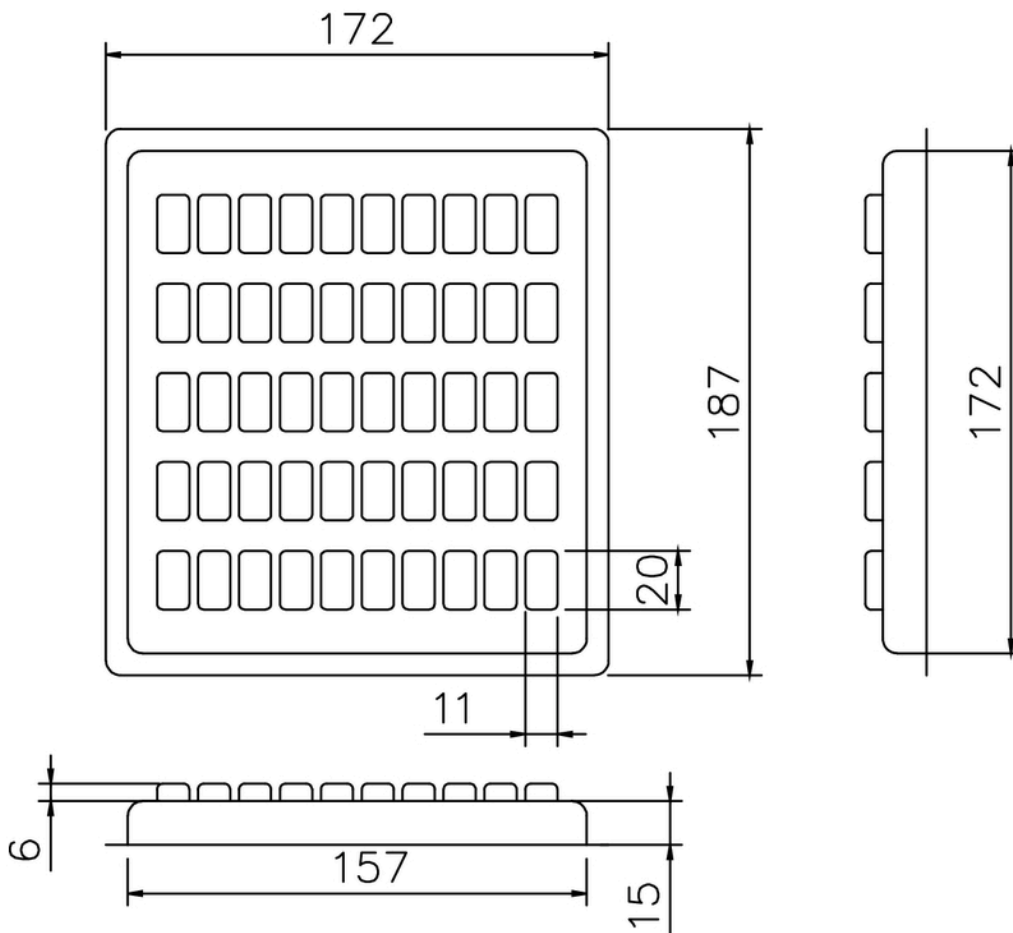
Scale	Free
TOLERANCE	
X.	±0.38
X.X	±0.25
X.XX	±0.13
DIM	TOL
X.°	±3°
X.X°	±1.0°
Angle	TOL

Packaging drawing



Packaging drawing

UPPER COVER



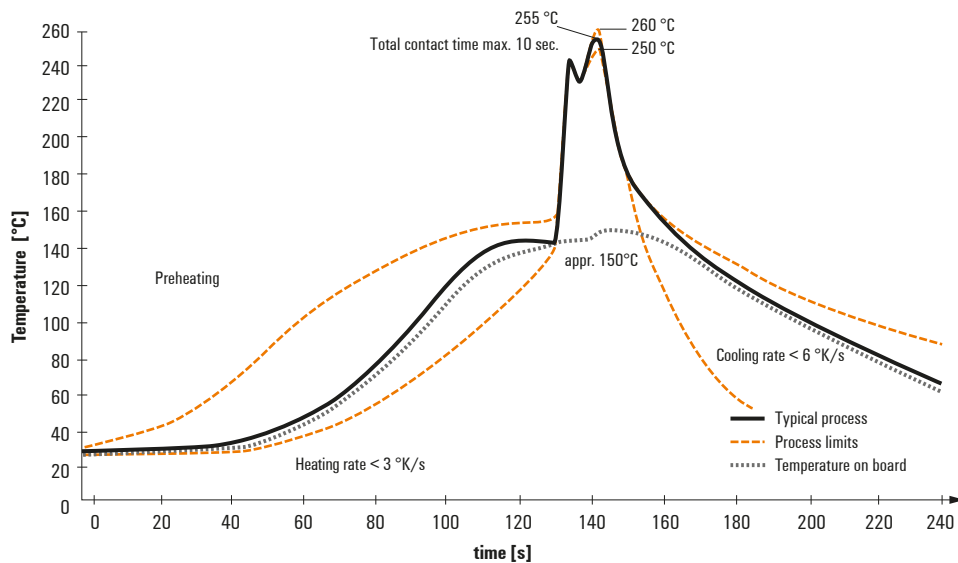
Recommended wave soldering profiles

Weidmüller Interface GmbH & Co. KG
 Klingenbergstraße 16
 D-32758 Detmold
 Germany
 Fon: +49 5231 14-0
 Fax: +49 5231 14-292083
 www.weidmueller.com

Single Wave:



Double Wave:



Wave soldering profiles

Wired connection elements should be processed in accordance with the DIN EN 61760-1 standard. We have included two recommendations for practical wave soldering profiles, with which Weidmüller PCB terminals and connectors are qualified.

When choosing a suitable profile for your application, the following factors also need to be considered:

- PCB thickness
- Proportion of Cu in the layers
- Single/double-sided assembly
- Product range
- Heating and cooling rates

The single and double wave profiles each indicate the recommended operating range, including the maximum soldering temperature of 260°C. In practice, the maximum soldering temperature is quite often well below the above maximum profile.