



Part no.: 50130601
MD 7XXP-11-82IO4-K050
Distribution box



Figure can vary

Contents

- Technical data
- Dimensioned drawings
- Electrical connection
- Circuit diagrams
- Operation and display
- Accessories

Technical data

Electrical data	
Switching signal	PNP
Performance data	
Total current	10 A
Input data logic	
Nominal input voltage U_N	24 V DC

Connection	
Master connection	
Type of connection	Cable
Function	Connection to the control
Cable length	5,000 mm
Cable properties	
Number of conductors	19 Piece(s)
Wire cross section	3 x 0.75 mm ² 8 x 0.34 mm ²
AWG	22
Sheathing color	Gray
Shielded	No
Silicone-free	No
Cable design	Connection cable (open on one end)
Cable diameter (external)	8.1 mm
Cable length	5,000 mm
Sheathing material	PUR
Wire insulation	PVC
Suitability for drag chains	Yes
Traverse rate	Max. 2m/s with horiz. traverse path of 5m and max. acceleration of 5m/s ²
Resistance of the outer sheathing	Hydrolysis and microbe resistant, good oil, gasoline and chemical resistance in accordance with VDE 0472 part 803 test B, flame retardant in accordance with UL 1581 VW1 / CSA FT1 / IEC 60332-1, IEC 60332-2-2

Distribution box connections	
Number of connections	8 Piece(s)
Thread size	M12
No. of pins	4 -pin
Encoding	A-coded
Type	Female
Material	Plastic
Material of O-ring seal	TPU
Material of contacts	Gold-plated
Operating current per contact	4 A

Mechanical data	
Design	Cubic
Dimension (W x H x L)	50 mm x 32 mm x 90 mm
Housing material	Plastic
Net weight	830 g
Screw tightening torque	1 N·m
Bending cycles	2,000,000 Piece(s)

Part no.: 50130601 – MD 7XXP-11-82IO4-K050 – Distribution box

Bending radius, flexible laying, min. Min. 12 x cable diameter

Operation and display

Type of display LED

Environmental data

Ambient temperature, operation -5 ... 70 °C

Certifications

Degree of protection IP 65
IP 67

Certifications c UL US

Classification

Customs tariff number 85444290

eCl@ss 8.0 27279219

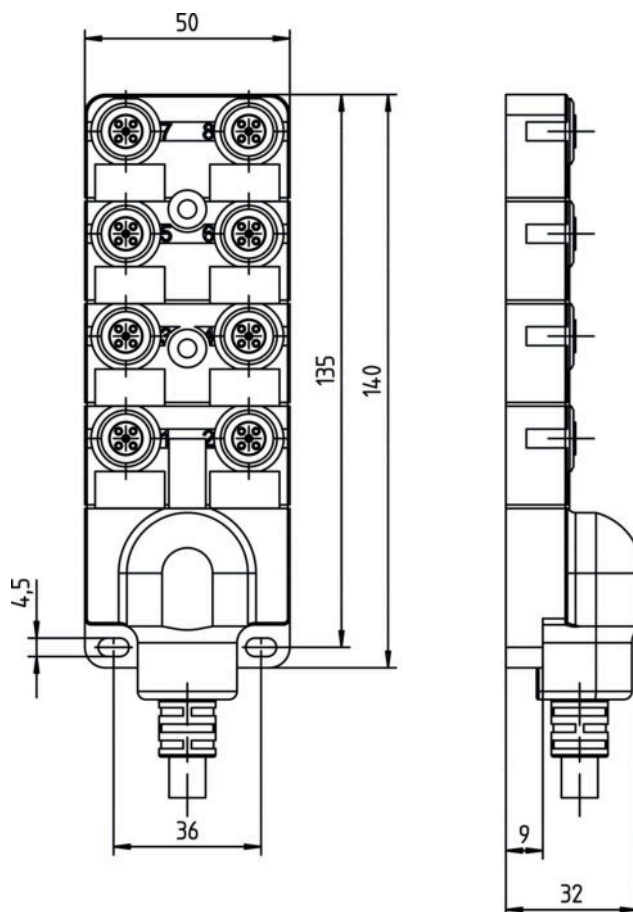
eCl@ss 9.0 27440108

ETIM 5.0 EC002585

ETIM 6.0 EC002585

Dimensioned drawings

All dimensions in millimeters

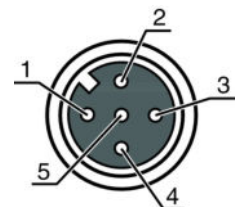


Electrical connection

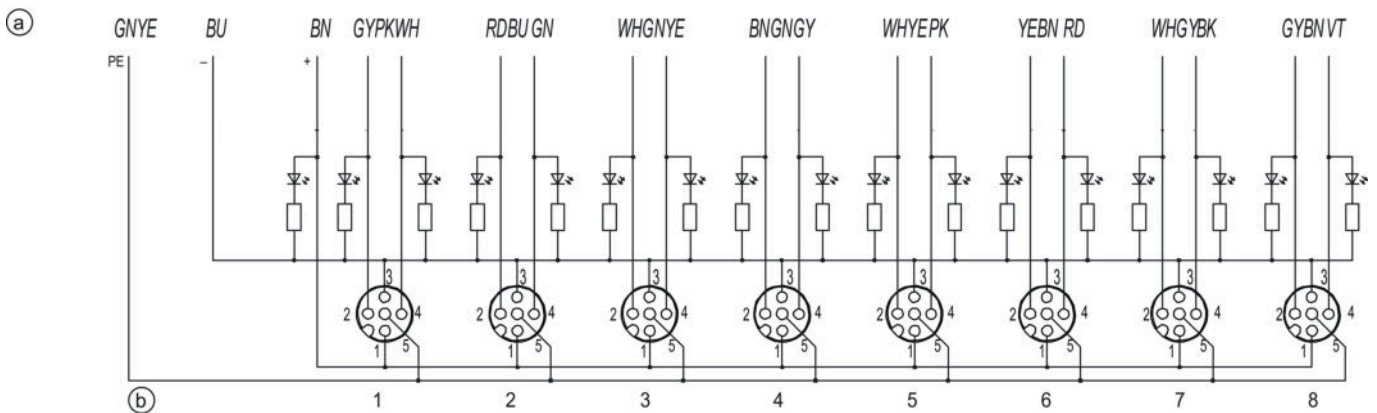
Connection 1	
Type of connection	Cable

Conductor color	Conductor assignment
Brown	+
Blue	-
Gray Pink	Socket 1 / contact 2
White	Socket 1 / contact 4
Blue Red	Socket 2 / contact 2
Green	Socket 2 / contact 4
Green White	Socket 3 / contact 2
Yellow	Socket 3 / contact 4
Brown Green	Socket 4 / contact 2
Gray	Socket 4 / contact 4
White Yellow	Socket 5 / contact 2
Pink	Socket 5 / contact 4
Brown Yellow	Socket 6 / contact 2
Red	Socket 6 / contact 4
Gray White	Socket 7 / contact 2
Black	Socket 7 / contact 4
Brown Gray	Socket 8 / contact 2
Violet	Socket 8 / contact 4
Green Yellow	PE

Pin	Pin assignment
1	+
2	n.c.
3	-
4	Signal 1 (NO)
5	PE



Circuit diagrams



- a Cable
 b Socket
 NOTE M12 socket, 4-pin: contact 2 not connected


Operation and display

LEDs

LED	Display	Meaning
1	Green, continuous light	Operating voltage applied
2	Yellow, continuous light	Signal 1

Accessories

General

	Part no.	Designation	Article	Description
	50134480	CAP M12K-Set	Connection cap	Type: Cap for free sockets Thread size: M12 Material: Plastic

Note

A list with all available accessories can be found on the Leuze electronic website in the Download tab of the article detailed page.