



**Part no.: 50132919**  
**DDLS 508 40.3 H**  
**Optical data transmission**



Ethernet



Figure can vary

## Contents

- Technical data
- Dimensioned drawings
- Electrical connection
- Operation and display
- Suitable receivers
- Part number code
- Notes
- Accessories

Part no.: 50132919 – DDLS 508 40.3 H – Optical data transmission

## Technical data

<b>Basic data</b>	
Series	DDLS 500
<b>Special design</b>	
Special design	Heating Not influenced by reflective surfaces Operation of parallel light axes
<b>Optical data</b>	
Working range	100 ... 40,000 mm
Light source	Laser
Usable opening angle transmitter	1 °
<b>Electrical data</b>	
<b>Performance data</b>	
Supply voltage $U_B$	18 ... 30 V , DC
<b>Inputs</b>	
Number of digital switching inputs	1 Piece(s)
<b>Outputs</b>	
Number of digital switching outputs	1 Piece(s)
<b>Interface</b>	
Type	Ethernet
<b>Ethernet</b>	
Transmission speed	100 Mbit/s
<b>Connection</b>	
Number of connections	2 Piece(s)
<b>Connection 1</b>	
Type of connection	Connector
Designation on device	POWER
Thread size	M12
Type	Male
No. of pins	5 -pin
Encoding	A-coded
<b>Connection 2</b>	
Type of connection	Connector
Designation on device	BUS
Thread size	M12
Type	Female
No. of pins	4 -pin
Encoding	D-coded
<b>Mechanical data</b>	
Dimension (W x H x L)	100 mm x 156 mm x 99.5 mm
Housing material	Metal
Net weight	1,185 g

**Operation and display**

Type of display	Bar graph LED
-----------------	------------------

**Environmental data**

Ambient temperature, operation	-35 ... 50 °C
Ambient temperature, storage	-35 ... 70 °C

**Certifications**

Degree of protection	IP 65
Certifications	c UL US
Test procedure for EMC in accordance with standard	EN 1000-6-4 EN 61000-6-2
Test procedure for noise in accordance with standard	EN 60068-2-64
Test procedure for oscillation in accordance with standard	EN 60068-2-6
Test procedure for shock in accordance with standard	EN 60068-2-27

**Classification**

Customs tariff number	85365019
eCl@ss 8.0	19179090
eCl@ss 9.0	19179090
ETIM 5.0	EC000515
ETIM 6.0	EC000515

## Dimensioned drawings

All dimensions in millimeters

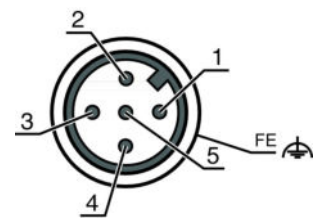


A Middleaxis Transmitter  
 B Center axis of transmitter and receiver  
 C Center axis of receiver

## Electrical connection

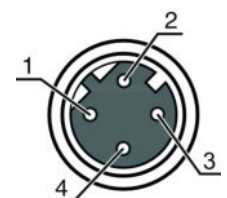
Connection 1	POWER
Function	Signal IN Signal OUT Voltage supply
Type of connection	Connector
Thread size	M12
Type	Male
Material	Metal
No. of pins	5 -pin
Encoding	A-coded

Pin	Pin assignment
1	VIN
2	IO1
3	GND
4	IO2
5	FE/SHIELD



Connection 2	BUS
Function	BUS IN
Type of connection	Connector
Thread size	M12
Type	Female
Material	Metal
No. of pins	4 -pin
Encoding	D-coded

Pin	Pin assignment
1	TD+
2	RD+
3	TD-
4	RD-



## Operation and display


### LEDs

LED	Display	Meaning	
1	AUT	Off	Operating mode not active
		Green, continuous light	Operating mode 'Automatic'
2	MAN	Off	Operating mode not active
		Green, continuous light	Operating mode 'Manual'
3	ADJ	Off	Operating mode not active
		Green, continuous light	Operating mode 'Adjust'
4	LAS	Off	Operating mode not active
		Green, continuous light	Operating mode 'Alignment-laser mounting support'

## Part no.: 50132919 – DDLS 508 40.3 H – Optical data transmission

LED	Display	Meaning	
5	LLC	Off	Operating mode not active
		Green, continuous light	LLC without interruption
		Red, continuous light	LLC interrupted at least once
6	PWR	Off	No supply voltage
		Green, flashing	Device ok, initialization phase
		Green, continuous light	Data transmission active
		Red, flashing	Data transmission interrupted
		Red, continuous light	Device error
7	TMP	Off	Operating temperature OK
		Orange, continuous light	Operating temperature critical
		Red, continuous light	Operating temperature exceeded or not met
8	LSR	Off	With function reserve
		Orange, continuous light	Device OK, warning set
9	BUS	Off	Not active for the DDLS 508
10	OLK	Off	Fault
		Green, continuous light	No data transmission
		Orange, continuous light	Data transmission active
11	ERL	Off	Link OK
		Orange, continuous light	Missing link (Ethernet cable connection) on the second device
		Red, continuous light	No cable-connected link to the connected device
12	LINK	Off	No cable-connected link to the connected device
		Green, continuous light	Link OK
		Orange, continuous light	Data transmission active
13	SIGNAL QUALITY	2 red, 2 orange and 4 green	Received signal level

## Suitable receivers

	Part no.	Designation	Article	Description
	50132920	DDLS 508 40.4 H	Optical data transmission	Working range: 100 ... 40,000 mm Interface: Ethernet Connection: Connector, M12 Special design: Not influenced by reflective surfaces, Heating, Operation of parallel light axes

## Part number code

Part designation: **DDLS 5XXX YYY.Z A B CC**

DDLS	Optical transceiver for digital data transmission
5XXX	<b>Series:</b> 508i: without integrated web server for remote diagnostics 508i: with integrated web server for remote diagnostics 538: without integrated web server for remote diagnostics (EtherCAT) 548i: with integrated web server for remote diagnostics
YYY	Range for data transmission in m
Z	<b>Frequency of the transmitter:</b> 0: Frequency F0 1: Frequency F1 2: Frequency F2 3: Frequency F3 4: Frequency F4
A	<b>Option:</b> L: integrated laser alignment aid (for transmitter/receiver) n/a: standard

## Part no.: 50132919 – DDLS 508 40.3 H – Optical data transmission

B	<b>Special equipment:</b> H: with heating n/a: no special equipment
CC	<b>Special equipment:</b> W: transmission optics with larger opening angle (on request) n/a: no special equipment

### Note

A list with all available device types can be found on the Leuze electronic website at [www.leuze.com](http://www.leuze.com).

## Notes

### Observe intended use!



- This product is not a safety sensor and is not intended as personnel protection.
- The product may only be put into operation by competent persons.
- Only use the product in accordance with its intended use.

### For UL applications:

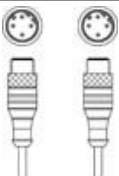
- For UL applications, use is only permitted in Class 2 circuits in accordance with the NEC (National Electric Code).

## Accessories

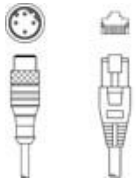
### Connection technology - Connection cables

	Part no.	Designation	Article	Description
	50132079	KD U-M12-5A-V1-050	Connection cable	Connection 1: Connector, M12, Axial, Female, A-coded, 5 -pin Connection 2: Open end Shielded: No Cable length: 5,000 mm Sheathing material: PVC
	50135074	KS ET-M12-4A-P7-050	Connection cable	Suitable for interface: Ethernet Connection 1: Connector, M12, Axial, Male, D-coded, 4 -pin Connection 2: Open end Shielded: Yes Cable length: 5,000 mm Sheathing material: PUR



### Connection technology - Interconnection cables

	Part no.	Designation	Article	Description
	50137078	KSS ET-M12-4A-M12-4A-P7-050	Interconnection cable	Suitable for interface: Ethernet Connection 1: Connector, M12, Axial, Male, D-coded, 4 -pin Connection 2: Connector, M12, Axial, Male, D-coded, 4 -pin Shielded: Yes Cable length: 1,000 mm Sheathing material: PUR



Part no.: 50132919 – DDLS 508 40.3 H – Optical data transmission

	Part no.	Designation	Article	Description
	50135081	KSS ET-M12-4A-RJ45-A-P7-050	Interconnection cable	Suitable for interface: Ethernet Connection 1: Connector, M12, Axial, Male, D-coded, 4 -pin Connection 2: RJ45 Shielded: Yes Cable length: 5,000 mm Sheathing material: PUR

## Connection technology - Connectors

	Part no.	Designation	Article	Description
	50020501	KD 095-5A	Connector	Connection: Connector with screw terminals, M12, Axial, Female, A-coded, 5 -pin
	50112155	S-M12A-ET	Connector	Suitable for interface: Ethernet Connection: Connector, M12, Axial, Male, D-coded, 4 -pin

## Services

	Part no.	Designation	Article	Description
	S981001	CS10-S-110	Start-up support	Details: Performed at location of customer's choosing, duration: max. 10 hours. Conditions: Devices and connection cables are already mounted, price not including travel costs and, if applicable, accommodation expenses. Restrictions: No mechanical (mounting) and electrical (wiring) work performed, no changes (attachments, wiring, programming) to third-party components in the nearby environment.
	S981005	CS10-T-110	Product training	Details: Location and content to be agreed upon, duration: max. 10 hours. Conditions: Price not including travel costs and, if applicable, accommodation expenses. Restrictions: Travel costs and accommodation expenses charged separately and according to expenditure.

### Note

A list with all available accessories can be found on the Leuze electronic website in the Download tab of the article detailed page.