

NSVJ6904DSB6

Advance Information

N-Channel JFET

-25 V, 20 to 40 mA, 40 mS, Dual

The NSVJ6904DSB6 is a composite type of JFET designed for compact size and high efficiency which can achieve high gain performance. This AEC-Q101 qualified and PPAP capable device is suited for automotive applications.

Features

- Large $|y_{fs}|$
- Small Ciss
- Ultralow Noise Figure
- CPH6 Package is Pin-Compatible with SC-74
- AEC-Q101 Qualified and PPAP Capable
- Mounting Area is Greatly Reduced by Incorporating Two JFETs of the NSVJ3910SB3 in One Package of CPH6 Compared with Using Two Separate Packages

Typical Applications

- AM Tuner RF Amplification
- Low Noise Amplifier

Specifications

ABSOLUTE MAXIMUM RATINGS ($T_a = 25^\circ\text{C}$)

| Parameter | Symbo l | Value | Unit |
|--|----------------|-------------|------------------|
| Drain to Source Voltage | V_{DSX} | 25 | V |
| Gate to Drain Voltage | V_{GDS} | -25 | V |
| Gate Current | I_G | 10 | mA |
| Drain Current | I_D | 50 | mA |
| Allowable Power Dissipation 1 unit | P_D | 400 | mW |
| Total Power Dissipation | P_T | 700 | mW |
| Operating Junction and Storage Temperature | T_J, T_{Stg} | -55 to +150 | $^\circ\text{C}$ |

Stresses exceeding those listed in the Maximum Ratings table may damage the device. If any of these limits are exceeded, device functionality should not be assumed, damage may occur and reliability may be affected.

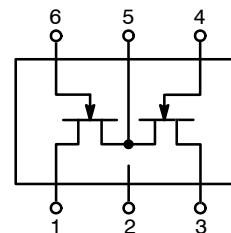


ON Semiconductor®

www.onsemi.com


| V_{DSS} | $R_{DS(on)}$ MAX | I_D MAX |
|-----------|------------------------|-----------|
| 60 V | 78 m Ω @ 10 V | 4.5 A |
| | 104 m Ω @ 4.5 V | |

ELECTRICAL CONNECTION N-Channel

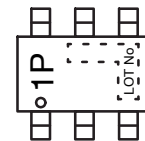


- 1 : Drain 1
- 2 : NC
- 3 : Drain 2
- 4 : Gate 2
- 5 : Source 1 / Source 2
- 6 : Gate 1

MARKING DIAGRAM



CASE 318BD



ORDERING INFORMATION

See detailed ordering, marking and shipping information in the package dimensions section on page 4 of this data sheet.

This document contains information on a product under development. ON Semiconductor reserves the right to change or discontinue this product without notice.

NSVJ6904DSB6

ELECTRICAL CHARACTERISTICS (T_J = 25°C, (Note 1))

| Characteristic | Symbol | Conditions | Min | Typ | Max | Unit |
|---------------------------------|----------------------|---|------|------|------|------|
| Gate to Drain Breakdown Voltage | V _{(BR)GDS} | I _G = -10 μA, V _{DS} = 0 V | -25 | - | - | V |
| Gate to Source Leakage Current | I _{GSS} | V _{GS} = -10 V, V _{DS} = 0 V | - | - | -1.0 | nA |
| Cutoff Voltage | V _{GS(off)} | V _{DS} = 5 V, I _D = 100 μA | -0.6 | -1.2 | -1.8 | V |
| Zero-Gate Voltage Drain Current | I _{DSS} | V _{DS} = 5 V, V _{GS} = 0 V | 20 | - | 40 | mA |
| Forward Transfer Admittance | y _{fs} | V _{DS} = 5 V, V _{GS} = 0 V, f = 1 kHz | 30 | 40 | - | mS |
| Input Capacitance | C _{iss} | V _{DS} = 5 V, V _{GS} = 0 V, f = 1 MHz | - | 6.0 | - | pF |
| Reverse Transfer Capacitance | C _{rss} | | - | 2.3 | - | pF |
| Noise Figure | NF | V _{DS} = 5 V, V _{GS} = 0 V, f = 100 MHz | - | 2.1 | 2.8 | dB |

Product parametric performance is indicated in the Electrical Characteristics for the listed test conditions, unless otherwise noted. Product performance may not be indicated by the Electrical Characteristics if operated under different conditions.

1. The specifications shown above are for each individual JFET.

CHARACTERISTICS

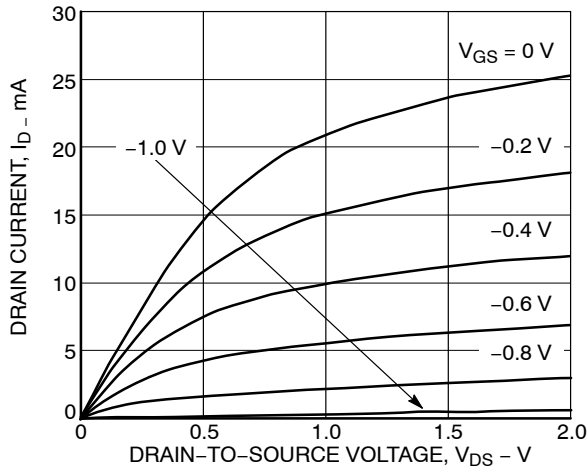


Figure 1. $I_D - V_{DS}$

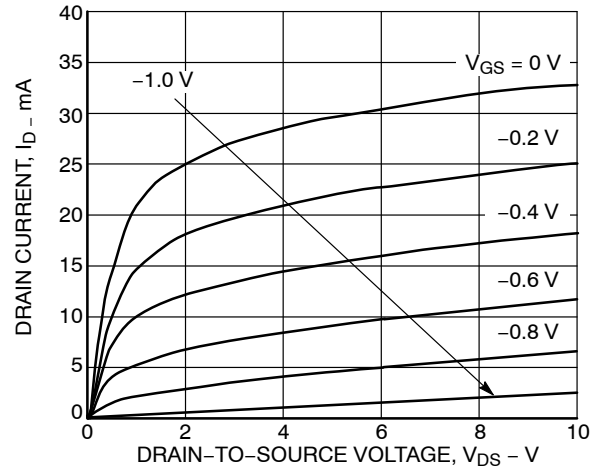


Figure 2. $I_D - V_{DS}$

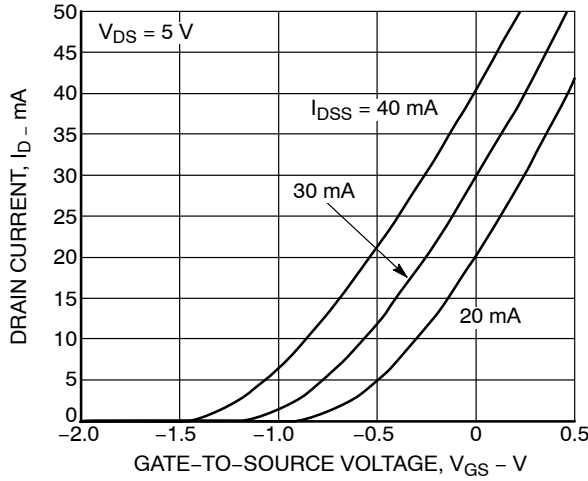


Figure 3. $I_D - V_{GS}$

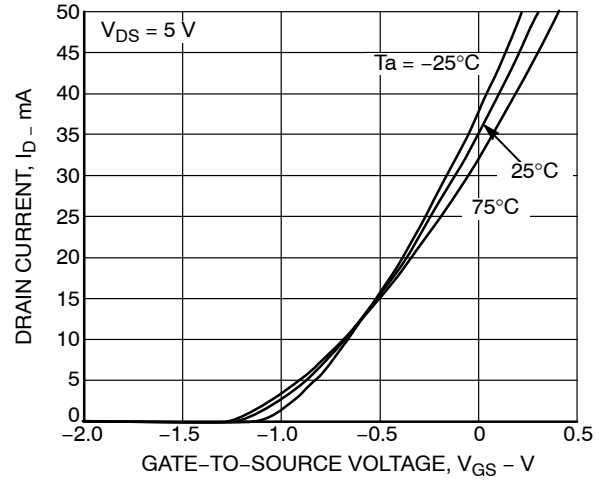


Figure 4. $I_D - V_{GS}$

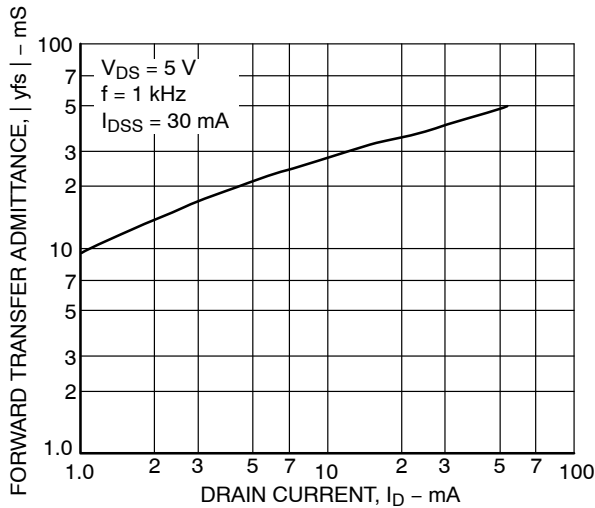


Figure 5. $|y_{fs}| - I_D$

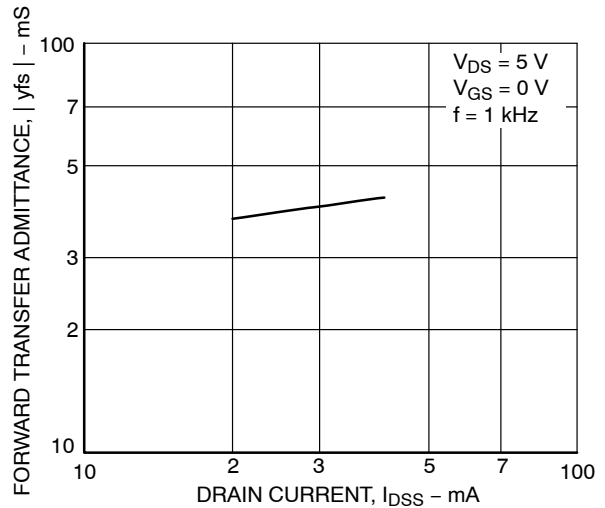


Figure 6. $|y_{fs}| - I_{DSS}$

NSVJ6904DSB6

CHARACTERISTICS

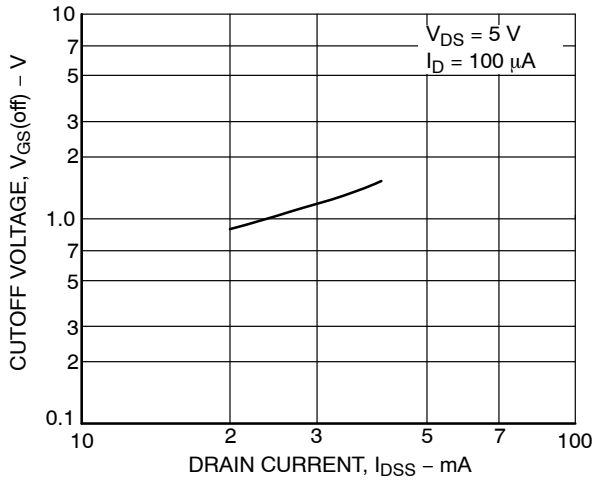


Figure 7. $V_{GS(off)} - I_{DSS}$

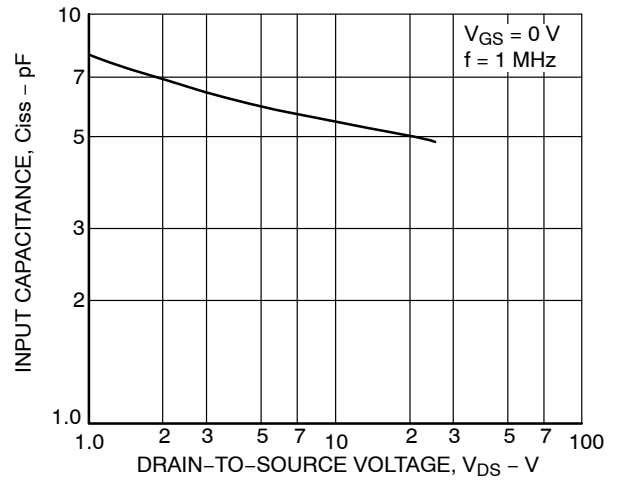


Figure 8. $C_{iss} - V_{GS}$

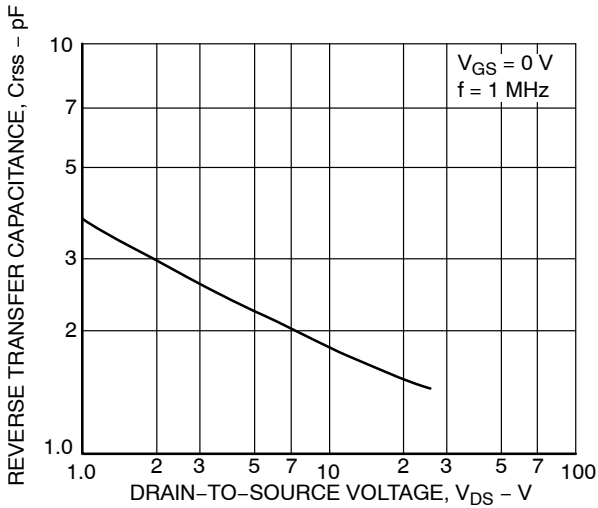


Figure 9. $C_{rss} - V_{DS}$

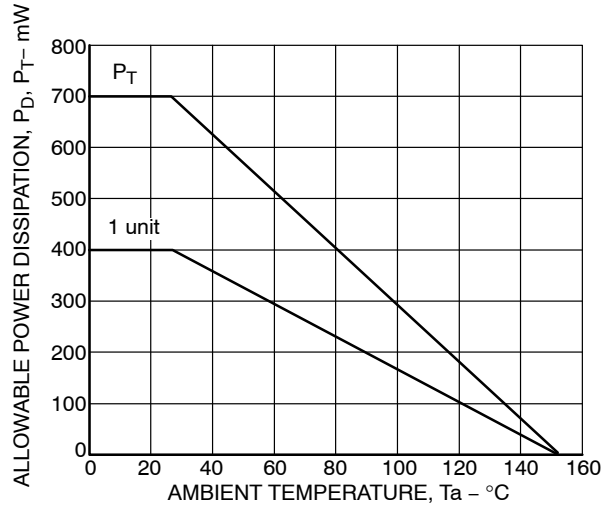


Figure 10. $P_D, P_T - T_a$

ORDERING INFORMATION

| Device Order Number | Specific Device Marking | Package Type | Shipping [†] |
|---------------------|-------------------------|----------------------------------|-----------------------|
| NSVJ6904DSB6T1G | 1P | CPH6 (Pb-Free / Halogen Free) | 3,000 / Tape & Reel |

[†]For information on tape and reel specifications, including part orientation and tape sizes, please refer to our Tape and Reel Packaging Specifications Brochure, BRD8011/D.

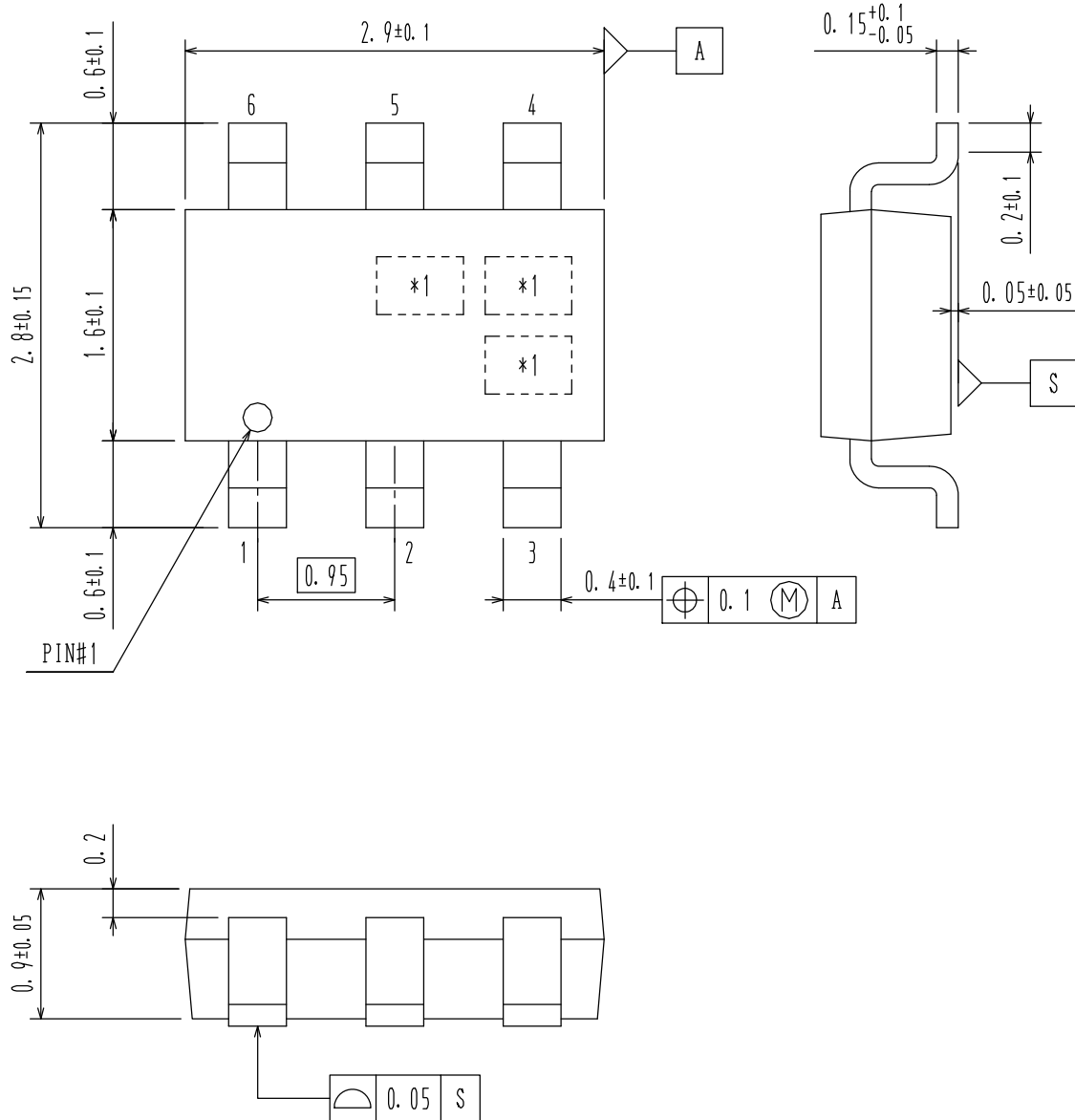
MECHANICAL CASE OUTLINE
PACKAGE DIMENSIONS

ON Semiconductor®



CPH6
CASE 318BD
ISSUE O


DATE 30 NOV 2011



| | | |
|-------------------------|----------------------------------|--|
| DOCUMENT NUMBER: | 98AON65440E | Electronic versions are uncontrolled except when accessed directly from the Document Repository. Printed versions are uncontrolled except when stamped "CONTROLLED COPY" in red. |
| STATUS: | ON SEMICONDUCTOR STANDARD | |
| NEW STANDARD: | | |
| DESCRIPTION: | CPH6 | PAGE 1 OF 2 |



| ISSUE | REVISION | DATE |
|-------|---|-------------|
| O | RELEASED FOR PRODUCTION FROM SANYO ENACT# TC-00000733 TO ON SEMICONDUCTOR. REQ. BY D. TRUHITTE. | 30 NOV 2011 |
| | | |
| | | |
| | | |
| | | |
| | | |
| | | |
| | | |
| | | |
| | | |
| | | |
| | | |
| | | |
| | | |
| | | |
| | | |
| | | |
| | | |
| | | |
| | | |
| | | |
| | | |
| | | |

ON Semiconductor and  are registered trademarks of Semiconductor Components Industries, LLC (SCILLC). SCILLC reserves the right to make changes without further notice to any products herein. SCILLC makes no warranty, representation or guarantee regarding the suitability of its products for any particular purpose, nor does SCILLC assume any liability arising out of the application or use of any product or circuit, and specifically disclaims any and all liability, including without limitation special, consequential or incidental damages. "Typical" parameters which may be provided in SCILLC data sheets and/or specifications can and do vary in different applications and actual performance may vary over time. All operating parameters, including "Typicals" must be validated for each customer application by customer's technical experts. SCILLC does not convey any license under its patent rights nor the rights of others. SCILLC products are not designed, intended, or authorized for use as components in systems intended for surgical implant into the body, or other applications intended to support or sustain life, or for any other application in which the failure of the SCILLC product could create a situation where personal injury or death may occur. Should Buyer purchase or use SCILLC products for any such unintended or unauthorized application, Buyer shall indemnify and hold SCILLC and its officers, employees, subsidiaries, affiliates, and distributors harmless against all claims, costs, damages, and expenses, and reasonable attorney fees arising out of, directly or indirectly, any claim of personal injury or death associated with such unintended or unauthorized use, even if such claim alleges that SCILLC was negligent regarding the design or manufacture of the part. SCILLC is an Equal Opportunity/Affirmative Action Employer. This literature is subject to all applicable copyright laws and is not for resale in any manner.

ON Semiconductor and  are trademarks of Semiconductor Components Industries, LLC dba ON Semiconductor or its subsidiaries in the United States and/or other countries. ON Semiconductor owns the rights to a number of patents, trademarks, copyrights, trade secrets, and other intellectual property. A listing of ON Semiconductor's product/patent coverage may be accessed at www.onsemi.com/site/pdf/Patent-Marking.pdf. ON Semiconductor reserves the right to make changes without further notice to any products herein. ON Semiconductor makes no warranty, representation or guarantee regarding the suitability of its products for any particular purpose, nor does ON Semiconductor assume any liability arising out of the application or use of any product or circuit, and specifically disclaims any and all liability, including without limitation special, consequential or incidental damages. Buyer is responsible for its products and applications using ON Semiconductor products, including compliance with all laws, regulations and safety requirements or standards, regardless of any support or applications information provided by ON Semiconductor. "Typical" parameters which may be provided in ON Semiconductor data sheets and/or specifications can and do vary in different applications and actual performance may vary over time. All operating parameters, including "Typicals" must be validated for each customer application by customer's technical experts. ON Semiconductor does not convey any license under its patent rights nor the rights of others. ON Semiconductor products are not designed, intended, or authorized for use as a critical component in life support systems or any FDA Class 3 medical devices or medical devices with a same or similar classification in a foreign jurisdiction or any devices intended for implantation in the human body. Should Buyer purchase or use ON Semiconductor products for any such unintended or unauthorized application, Buyer shall indemnify and hold ON Semiconductor and its officers, employees, subsidiaries, affiliates, and distributors harmless against all claims, costs, damages, and expenses, and reasonable attorney fees arising out of, directly or indirectly, any claim of personal injury or death associated with such unintended or unauthorized use, even if such claim alleges that ON Semiconductor was negligent regarding the design or manufacture of the part. ON Semiconductor is an Equal Opportunity/Affirmative Action Employer. This literature is subject to all applicable copyright laws and is not for resale in any manner.

PUBLICATION ORDERING INFORMATION

LITERATURE FULFILLMENT:

Literature Distribution Center for ON Semiconductor
19521 E. 32nd Pkwy, Aurora, Colorado 80011 USA
Phone: 303-675-2175 or 800-344-3860 Toll Free USA/Canada
Fax: 303-675-2176 or 800-344-3867 Toll Free USA/Canada
Email: orderlit@onsemi.com

N. American Technical Support: 800-282-9855 Toll Free
USA/Canada
Europe, Middle East and Africa Technical Support:
Phone: 421 33 790 2910

ON Semiconductor Website: www.onsemi.com

Order Literature: <http://www.onsemi.com/orderlit>

For additional information, please contact your local
Sales Representative