



Series 0503 Pin-Line Collet Sockets with Wire Wrap Pins

FEATURES:

- Rows of socket strips may be mounted on any centers and are end-to-end or side-by-side stackable for .100 [2.54] grid or matrix patterns.
- Available with wire wrap or solder tail pins. Consult Data Sheet No. 12013 for solder tail pins.
- "Break" feature allows strips to be cut to the number of positions desired.

SPECIFICATIONS:

- Body material is Black UL 94-V0 Glass-filled 4/6 Nylon.
- Pin body is Brass Alloy 360 1/2 hard per UNS C36000 ASTM-B16-00.
- Pin body plating is either 10µ [2.5µm] min. Gold per MIL-G-45204 or 200µ [5.08µm] min. 93/7 Tin/Lead per ASTM B545 or 200µ [5.08µm] min. Tin per ASTM B545 Type 1 over 100µ [2.54µm] min. Nickel per SAE-AMS-QQ-N-290.
- 4-fingered collet contact is Beryllium Copper Alloy per UNS C17200 ASTM-B194-01.
- Contact plating is 30µ [7.6µm] min. Gold per MIL-G-45204 over 50µ min. [1.27µm] Nickel per SAE-AMS-QQ-N-290.
- Contact current rating=3 Amps.
- Operating Temp.= -67°F to 221°F [-55°C to 105°C] Tin = -67°F to 257°F [-55°C to 125°C] Gold
- Insertion Force=180 grams/pin; Withdrawal Force=90 grams/pin; Normal Force=140 grams/pin; based on a .018 [46] dia. test lead.
- Accepts leads .015-.025 [38-.64] in dia., .110-.162 [2.79-4.11] long.

MOUNTING CONSIDERATIONS:


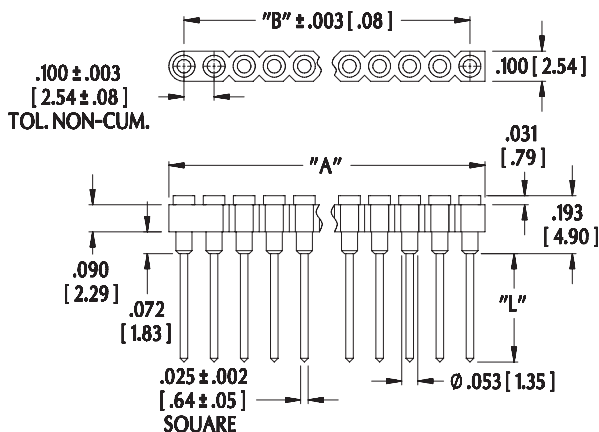
- Suggested PCB hole size=.045 ± .002 [1.14 ± .05] dia.

ALL DIMENSIONS: INCHES [MILLIMETERS]

All tolerances ± .005 [0.13] unless otherwise specified

"A"=NO. OF PINS PER ROW X .100 [2.54]

"B"=(NO. OF PINS PER ROW - 1) X .100 [2.54]



Note: Aries specializes in custom design and production. In addition to the standard products shown on this page, special materials, platings, sizes, and configurations can be furnished, depending on quantities. Aries reserves the right to change product specifications without notice.

ORDERING INFORMATION

XX-0503-XX

No. of pins:
1 to 25

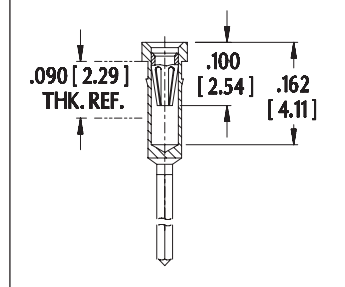
Series

Plating:
0=Gold collet/Tin shell
0TL=Gold collet/Tin/Lead shell
1=Gold collet/Gold shell

2=2 level wire wrap
3=3 level wire wrap

Pin-Line collet sockets also available with solder tail pins. Consult Data Sheet No. 12013.

CONTACT DETAIL



	Dim. "L"
2 level wire wrap	.360 [9.14]
3 level wire wrap	.500 [12.70]



Frenchtown, NJ USA
TEL: (908) 996-6841
FAX: (908) 996-3891



12014 REV.D