

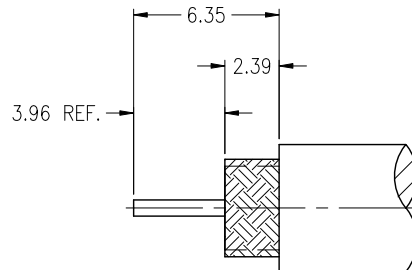
NOTES:

- MATERIALS AND FINISHES:
 BODY - BRASS, NICKEL PLATING
 CONTACT - BRASS, SILVER PLATING
 INSULATOR - PTFE
- ELECTRICAL:
 A. IMPEDANCE: 50 OHM
 B. FREQUENCY RANGE: DC TO 4 GHz
 C. DIELECTRIC WITHSTANDING VOLTAGE: 1500 VRMS, MIN.
- MECHANICAL:
 A. DURABILITY: 500 CYCLES MIN.
 B. TEMPERATURE RANGE: - 65°C to +165°C
- WHEN CRIMPING CONTACT PIN TO CABLE, CRIMP WITH AMPHENOL TOOL 227-944 (M22520/5-01) AND DIE SET 227-1221-11, CAVITY 'B' (M22520/5-11, CLOSURE 'B')
- WHEN CRIMPING FERRULE TO CABLE, CRIMP WITH AMPHENOL TOOL 227-944 (M22520/5-01) AND DIE SET 227-1221-11, CAVITY 'A' (M22520/5-11, CLOSURE 'A')
- FOR ASSEMBLY INSTRUCTIONS SEE AMPHENOL SPEC.349-50229

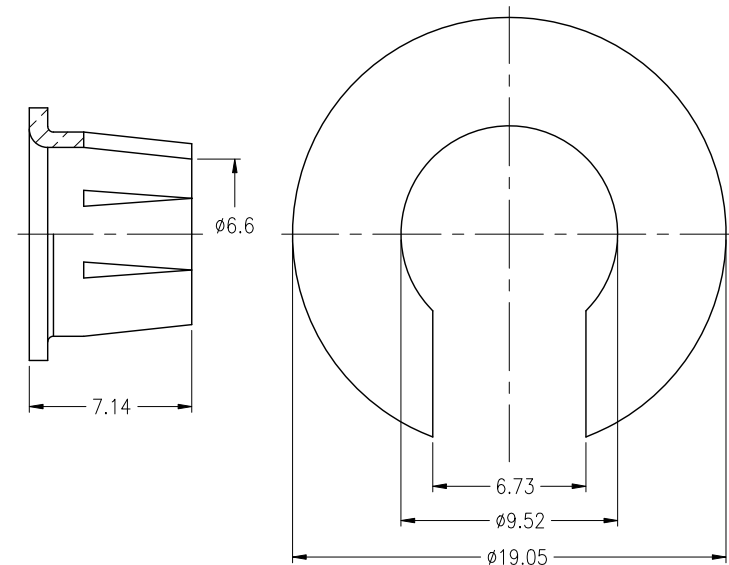
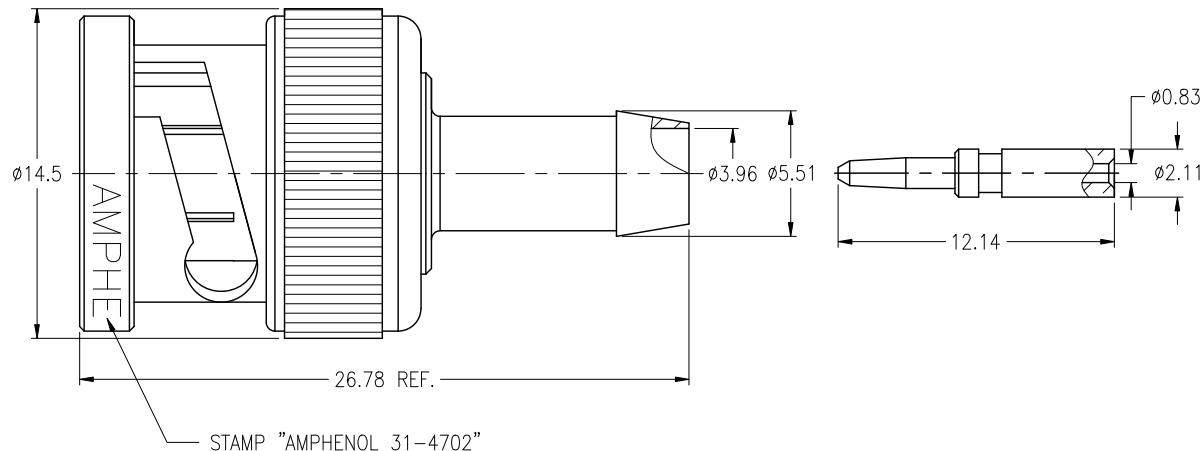
THIRD ANGLE PROJ.

REVISIONS

REV	DESCRIPTION	DATE	ECO	APPR
B	SHELL WAS CHANGED	10-Mar-08	--	AW
R	REDRAWN TO UPDATE FORMAT	11-Dec-08	47239	SH
T	SPRING WAS CHANGED	07-Feb-13	47921	SH



RECOMMENDED
CABLE STRIPPING DIM'S



THIS CONNECTOR IS COVERED BY U.S. PATENT 3439294 & 4053200

CUSTOMER OUTLINE DRAWING
ALL OTHER SHEETS ARE FOR INTERNAL USE ONLY

UNLESS OTHERWISE SPECIFIED, DIMENSIONS ARE IN METRIC AND TOLERANCES ARE: <0.5mm ±0.05mm 0.5 - 6mm ±0.1mm 6 - 30mm ±0.2mm 30 - 120mm ±0.3mm ANGLES ±1°	MATERIAL	DRAWN T.DENG DATE 07-Feb-13	TITLE		Amphenol RF Danbury CT USA, Tainan Taiwan, Shenzhen China www.amphenolrf.com		
	REFERENCE	ENGINEER S.LI DATE 07-Feb-13	BNC/FCP PLUG (FOR RG-59/U TYPE CABLE)		DRAWING NO. 31-4702		
NOTICE - These drawings, specifications, or other data (1) are, and remain the property of Amphenol Corp. (2) must be returned upon request; and (3) are confidential and not to be disclosed to any person other than those to whom they are given by Amphenol Corp. The furnishing of these drawings, specifications, or other data by Amphenol Corp., or to any other person to anyone for any purpose is not to be regarded by implication or otherwise in any manner licensing, granting rights or permitting such holder or any other person to manufacture, use or sell any product, process or design, patented or otherwise, that may in any way be related to or disclosed by said drawings, specifications, or other data.	FINISH	APPROVED S.HSIEH DATE 07-Feb-13	SCALE: 3/1	SHEET 2 OF 2	ITEM NO. 31-4702		
		CAD FILE F:\DWG\CNPD\31\4702-TSZ	DWG SIZE B	CODE ID 74868	REV T	PART NO. 31-4702	