
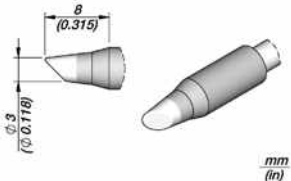
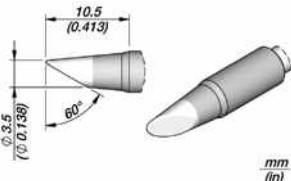
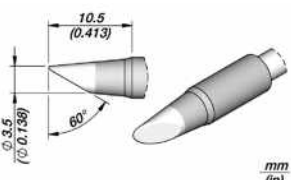
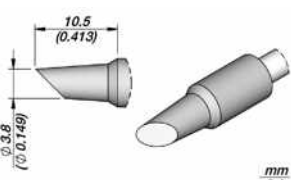
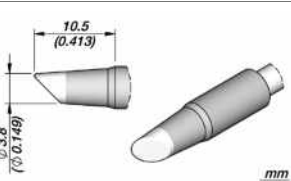
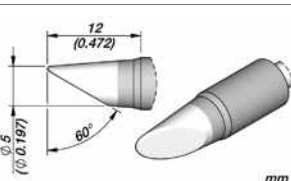
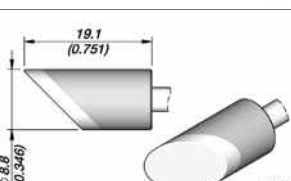

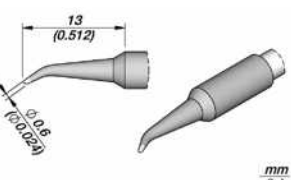


C245 Cartridges for **T245** Handles

	Ref.	Description	Image	Suggested components	Compatible with
	C245-812	Cartridge Bevel Ø 3 L		Drag soldering Through hole	Stations: CD, CDE, DI, DDE, DME Tools: T245 range
	C245-056	Cartridge Bevel Ø 3.5 HT		Drag soldering Through hole	Stations: CD, CDE, DI, DDE, DME Tools: T245 range
	C245-256	Cartridge Bevel Ø 3.5 HT L		Drag soldering Through hole	Stations: CD, CDE, DI, DDE, DME Tools: T245 range
	C245-797	Cartridge Bevel Ø 3.8		Hoof Tip with reduced tinned surface, ideal for touch-up	Stations: CD, CDE, DI, DDE, DME Tools: T245 range
	C245-951	Cartridge Bevel Ø 3.8 HT		Drag soldering Through hole	Stations: CD, CDE, DI, DDE, DME Tools: T245 range
	C245-766	Cartridge Bevel Ø 5		Wide area	Stations: CD, CDE, DI, DDE, DME Tools: T245 range
	C245-301	Cartridge Bevel Ø 8.8		Wide area	Stations: CD, CDE, DI, DDE, DME Tools: T245 range
	C245-748	Cartridge Bevel Bent Ø 0.6 S1		Package 0603 Through hole	Stations: CD, CDE, DI, DDE, DME Tools: T245 range