



Medical



Industrial



Test



Comm



Broadcast

15-60W Medical AC-DC PCB-Mount Power Supplies



Photo (KMS60A shown)

Features	Benefits
• Medical certifications at 5000m	• Suitable for B & BF applications worldwide
• I/O isolation 4KVAC, 2 x MoPP	• Patient protection at 250VACrms working voltage
• Low off-load power draw	• Efficient environmental footprint
• Class II (no ground needed)	• Simple system integration

Specification		KMS15A	KMS30A	KMS60A
Input Voltage Range (1)	-	90-264VAC 47-440Hz* or 120-370VDC*		
Inrush Current Limiting (115 / 230VAC) (2)	A	20 / 40A	30 / 60A	55 / 95A
Input Current (115 / 230VAC)	mA	385 / 250mA	650 / 400mA	1500 / 1000mA
Off-load Power Draw	W	<0.1W	<0.15W	<0.3W
Recommended External Fuse	-	3.15A (slow blow type)		
Temperature Coefficient	-	±0.05%/°C		
Voltage Set Accuracy	%	±2%		
Minimum Load	-	None		
Overcurrent Protection	-	Hiccup mode, automatic recovery		
Overvoltage Protection	%	Yes, Zener diode clamp		
Hold-up Time (115 / 230VAC)	ms	15 / 56ms (typ)	>10ms	
Leakage Current (Touch)	mA	<0.1mA at 264VAC		
Series or parallel operation	-	Yes, see application note for details		
Operating Temperature (3)	-	- 40°C to +80°C, derate linearly to 30% load from 50°C to 80°C		
Maximum Case Temperature	-	90°C (83°C <115VAC)	85°C (78°C <115VAC)	80°C (73°C <115VAC)
Storage Temperature	-	-40°C to +90°C		
Humidity	%RH	10% to 95% RH (non-condensing)		
Cooling	-	Convection		
Withstand Voltage	VAC	Input to output: 4kVAC, 2 x MOPPs		
Immunity	-	EN61000-4-2, -3, -4, -5, -6, -8, -11		
Altitude	m	5000m		
Safety Agency Certification	-	UL/CSA/IEC/EN 60950-1, ANSI/AAMI ES60601-1, IEC/EN 60601-1 (2xMOPPs)		
Conducted and Radiated EMI	-	EN55011 Class B		
Weight	g	59g	130g	280g
Size (LxWxH)	mm	52.5 x 27.5 x 23.5	64.0 x 45.0 x 23.5	89.0 x 63.5 x 27.0
Mounting & Case	-	PC board mountable. Plastic resin fiberglass case (UL 94V-0)		
MTBF	hrs	200,000 to 400,000 hours, model dependant		
Warranty	yrs	3 years		

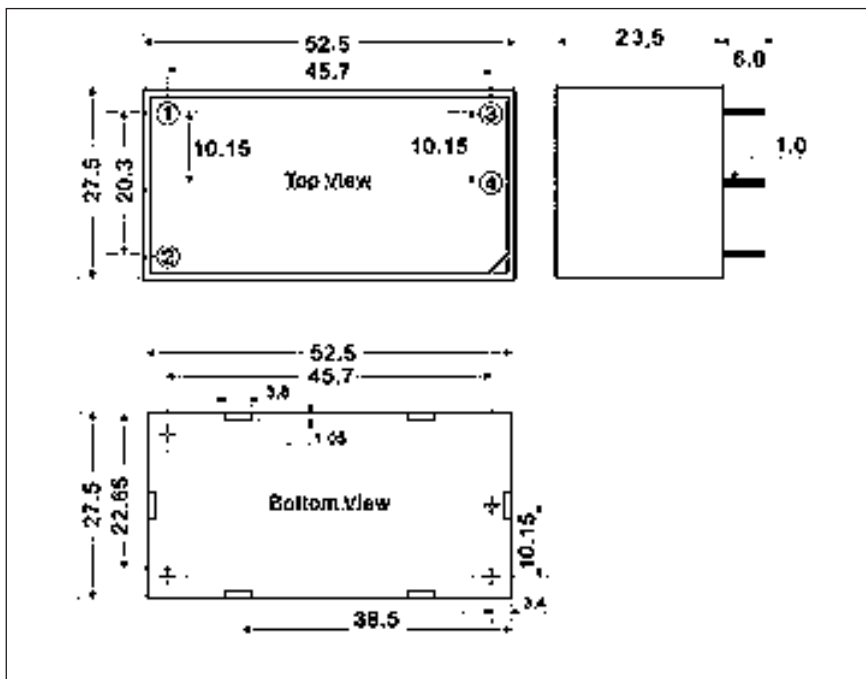
(1) Derate linearly to 80% load below 110VAC (100VAC for KMS15A)
 (3) Derate linearly to 80% load below -30C.

(2) Cold start, 25°C ambient
 * Safety certified for AC input, 47-63Hz only

Model Selector Single Output

MODEL	Output Voltage (V)	Maximum Current (A)	Power (W)	Output Ripple & Noise (mV)	Line Regulation (%)	Load Regulation (%)	Efficiency (%)	Maximum Capacitive Load (μ F)
KMS15A-5	5V	3A	15W	120mV	\pm 25mV	\pm 50mV	79%	7000
KMS30A-5	5V	5A	25W	100mV	\pm 25mV	\pm 50mV	84%	6800
KMS60A-5	5.1V	10A	51W	100mV	\pm 25mV	\pm 75mV	86%	10000
KMS15A-9	9V	1.666A	15W	120mV	\pm 45mV	\pm 90mV	80%	5000
KMS60A-9	9V	6.666A	60W	100mV	\pm 45mV	\pm 135mV	87%	5000
KMS15A-12	12V	1.25	15W	120mV	\pm 60mV	\pm 120mV	84%	1500
KMS30A-12	12V	2.5A	30W	150mV	\pm 60mV	\pm 120mV	89%	1600
KMS60A-12	12V	5A	60W	120mV	\pm 60mV	\pm 120mV	88%	5000
KMS15A-15	15V	1A	15W	150mV	\pm 75mV	\pm 150mV	84%	1000
KMS30A-15	15V	2A	30W	150mV	\pm 75mV	\pm 150mV	86%	1200
KMS60A-15	15V	4A	60W	150mV	\pm 75mV	\pm 150mV	86%	4000
KMS15A-24	24V	0.625	15W	240mV	\pm 120mV	\pm 240mV	85%	470
KMS30A-24	24V	1.25A	30W	240mV	\pm 120mV	\pm 240mV	86%	470
KMS60A-24	24V	2.5A	60W	240mV	\pm 120mV	\pm 240mV	87%	2000

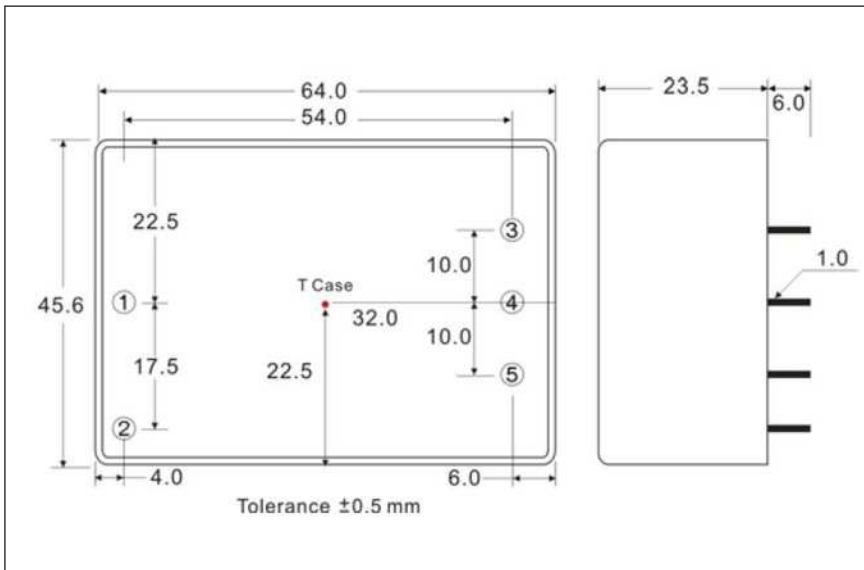
Outline Drawing KMSA15



KMSA15

Pin No.	Function
1	AC in (L)
2	AC in (N)
3	+DC Out
4	-DC Out

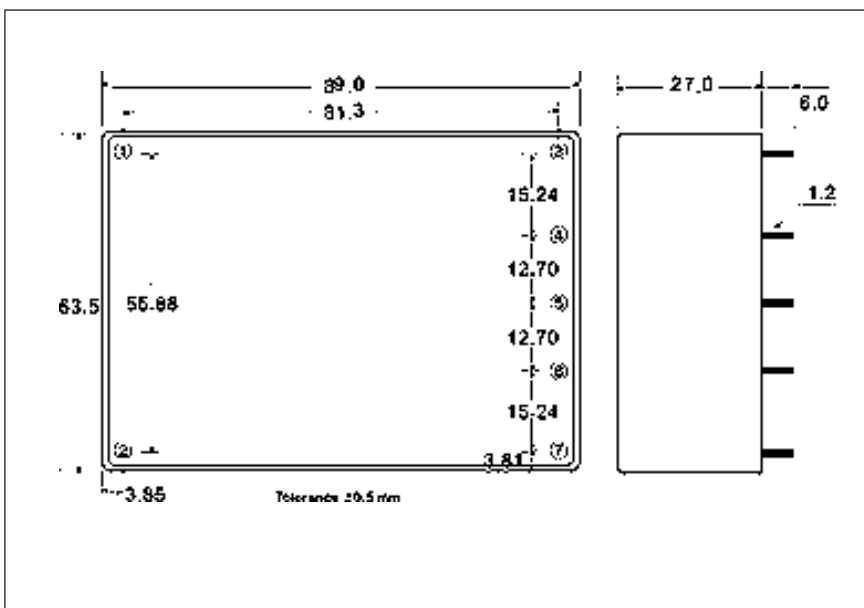
Outline Drawing KMSA30



KMSA30

Pin No.	Function
1	AC in (N)
2	AC in (L)
3	-DC Out
4	No Pin
5	+DC Out

Outline Drawing KMSA60



KMSA60

Pin No.	Function
1	AC in (L)
2	AC in (N)
3	+DC Out
4	No Pin
5	-DC Out
6	No Pin
7	No Pin



TDK-Lambda France SAS

3 Avenue du Canada
Parc Technopolis
Bâtiment Sigma
91940 les Ulis
France
Tel: +33 1 60 12 71 65
Fax: +33 1 60 12 71 66
france@fr.tdk-lambda.com
www.fr.tdk-lambda.com



Italy Sales Office

Via Giacomo Matteotti 62
20092 Cinisello Balsamo (MI)
Italy
Tel: +39 02 61 29 38 63
Fax: +39 02 61 29 09 00
info.italia@it.tdk-lambda.com
www.it.tdk-lambda.com



Netherlands

info@nl.tdk-lambda.com
www.nl.tdk-lambda.com



TDK-Lambda Germany GmbH

Karl-Bold-Strasse 40
77855 Achern
Germany
Tel: +49 7841 666 0
Fax: +49 7841 5000
info.germany@de.tdk-lambda.com
www.de.tdk-lambda.com



Austria Sales Office

Aredstrasse 22
2544 Leobersdorf
Austria
Tel: +43 2256 655 84
Fax: +43 2256 645 12
info@at.tdk-lambda.com
www.de.tdk-lambda.com



Switzerland Sales Office

Eichtalstrasse 55
8634 Hombrechtikon
Switzerland
Tel: +41 44 850 53 53
Fax: +41 44 850 53 50
info@ch.tdk-lambda.com
www.de.tdk-lambda.com



Nordic Sales Office

Haderslevvej 36B
DK-6000 Kolding
Denmark
Tel: +45 8853 8086
info@dk.tdk-lambda.com



TDK-Lambda UK Ltd.

Kingsley Avenue
Ilfracombe
Devon EX34 8ES
United Kingdom
Tel: +44 (0) 12 71 85 66 66
Fax: +44 (0) 12 71 86 48 94
powersolutions@uk.tdk-lambda.com
www.uk.tdk-lambda.com



TDK-Lambda Ltd.

1 Alexander Yanai
Segula
Petah-Tikva
Israel
Tel: +9 723 902 4333
Fax: +9 723 902 4777
info@tdk-lambda.co.il
www.tdk-lambda.co.il



C.I.S.

Commercial Support:

Tel: +7 (495) 665 2627

Technical Support:

Tel: +7 (812) 658 0463

info@tdk-lambda.ru

www.tdk-lambda.ru

Local Distribution

