


# SSP3A225P7T

Solid state panel mount relay, 25 A, zero voltage switching, thermal pad, input 180...280 V AC, output 48...530 V AC



## Main

Range of product	Harmony Relay
Product or component type	Solid state relay
Provided accessory	Thermal interface
Device short name	SSP
Mounting support	Panel
Number of phases	3 phase
Contacts type and configuration	3 NO
Solid state output type	Zero voltage switching

## Complementary

Control type	Without test button
[Uc] control circuit voltage	180...280 V AC
Minimum switching voltage	180 V AC turn-on
Maximum switching voltage	10 V AC turn-off
Response time	20 ms turn-on) 30 ms turn-off)
Input current	7...20 mA
Output voltage	48...530 V AC
Load current	0.1...25 A
Transient overvoltage	1200 V
Surge current	275 A 20 ms 300 A 16.6 ms 85 A 1 s
Maximum I <sup>2</sup> t for fusing	380 A <sup>2</sup> .S 10 ms 50 Hz 370 A <sup>2</sup> .s 8.3 ms 60 Hz
Maximum leakage current	3 mA off-state
Maximum voltage drop	<1.35 V on-state
DV/dt	500 V/μs off-state at maximum voltage
Power factor	0.5 with maximum load)
Motor controller rating	0.75 Hp 104 °F (40 °C) 120 V AC 1 Hp 104 °F (40 °C) 240 V AC 3 Hp 104 °F (40 °C) 480 V AC 4.4 hp 104 °F (40 °C) 530 V AC
Motor power kW	0.56 kW 104 °F (40 °C) 120 V AC 0.74 kW 104 °F (40 °C) 240 V AC 2.22 kW 104 °F (40 °C) 480 V AC 3.24 kW 104 °F (40 °C) 530 V AC
Insulation resistance	>= 1000 MOhm 500 V DC
Maximum capacitance	8 pF input/output
Dielectric strength	4 kV AC input/output 4 kV AC input or output to case
Tightening torque	0.9...1.1 N.m input 1.7...2.2 N.m output
Connections - terminals	Screw terminals 1 x 0.2...1 x 2.5 mm <sup>2</sup> , AWG 24...AWG 14) input Screw terminals 1 x 1.5...1 x 10 mm <sup>2</sup> , AWG 16...AWG 8) output
Thermal resistance	0.24 °C/W
LED indicator	LED, green input

The information provided in this documentation contains general descriptions and/or technical characteristics of the performance of the products contained herein. This information is not intended as a substitute for and is not to be used for determining suitability or reliability of these products for specific user applications. It is the duty of any such user or integrator to perform the appropriate and complete risk analysis, evaluation and testing of the products with respect to the relevant specific application or use thereof. Neither Schneider Electric Industries SAS nor any of its affiliates or subsidiaries shall be responsible or liable for misuse of the information contained herein.

IP degree of protection	IP20
Net Weight	0.53 lb(US) (0.24 kg)
Maximum Width	3.99 in (101.3 mm)
Height	3.14 in (79.7 mm)
Depth	1.39 in (35.4 mm)
Device presentation	Complete product

## Environment

Flame retardance	V0 UL 94
Ambient air temperature for operation	-40...176 °F (-40...80 °C)
Ambient air temperature for storage	-40...257 °F (-40...125 °C)
Pollution degree	2
Overvoltage category	III
Product certifications	UL RoHS CSA
Marking	CE
Standards	IEC 62314 IEC 60950-1 IEC 61000

## Ordering and shipping details

Category	22375 - INTERFACE MODULE(ABA,R,S)
Discount Schedule	CP2
GTIN	00785901978169
Nbr. of units in pkg.	1
Package weight(Lbs)	0.79 lb(US) (0.36 kg)
Returnability	No
Country of origin	MX

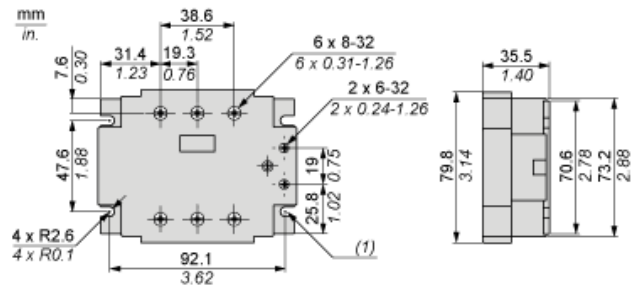
## Packing Units

Package 1 Height	0.400 dm
Package 1 width	0.850 dm
Package 1 Length	1.200 dm

## Offer Sustainability

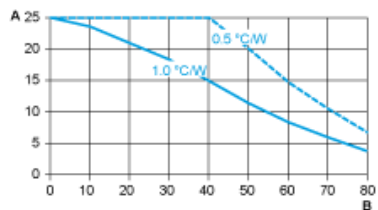
Sustainable offer status	Green Premium product
California proposition 65	WARNING: This product can expose you to chemicals including: Lead and lead compounds, which is known to the State of California to cause cancer and birth defects or other reproductive harm. For more information go to <a href="http://www.P65Warnings.ca.gov">www.P65Warnings.ca.gov</a>
REACH Regulation	<a href="#">REACH Declaration</a>
EU RoHS Directive	Pro-active compliance (Product out of EU RoHS legal scope) <a href="#">EU RoHS Declaration</a>
Mercury free	Yes
RoHS exemption information	<a href="#">Yes</a>
China RoHS Regulation	<a href="#">China RoHS Declaration</a>
Environmental Disclosure	<a href="#">Product Environmental Profile</a>
Circularity Profile	<a href="#">End Of Life Information</a>

Dimensions



(1) 4 Mounting slots

## Derating Curves



A : Load Current (Amperes)  
B : Ambient Temperature (°C)