



Combi Signalling Units

The Combi Signal Unit is supplied in modular form with a base unit (terminal element) & separate bayonet-fit lense or sounder. These may be used to warn of potential hazards or indicate the status of plant items, doors etc.

 **COOPER** Notification











Combi Signalling Unit

STANDARD

Combi Bases

WHITE		2W White	593010FULL-0323
RED		2W Red	593004FULL-0034
WHITE		3W White	593011FULL-0324
RED		3W Red	593008FULL-0321
WHITE		4W White	593012FULL-0325
RED		4W Red	593009FULL-0322

Compatible products

SOUNDERS

ROLP/R/S	540501FULL-0389X	RoLP Red DC
ROLP/W/S	540502FULL-0406X	RoLP White DC
ROLPX/R/S	540527FULL-0396	RoLP Maxi Red DC
ROLPX/W/S	540577FULL-0780	RoLP Maxi White DC

Beacons Xenon - Solex

SO/R/SR/3C	531025FULL-0061	Solex beacon red lens, 3Cd
SO/A/SW/3C	531026FULL-0062	Solex beacon amber lens, 3Cd
SO/G/SW/3C	531041FULL-0069	Solex beacon green lens, 3Cd
SO/B/SW/3C	531040FULL-0068	Solex beacon blue lens, 3Cd
SO/C/SW/3C	531039FULL-0067	Solex beacon clear lens, 3Cd
SO/R/SR/10C	531024FULL-0060	Solex beacon red lens, 10Cd
SO/A/SW/10C	531027FULL-0063	Solex beacon amber lens, 10Cd
SO/G/SW/10C	531035FULL-0072	Solex beacon green lens, 10Cd
SO/B/SW/10C	531034FULL-0071	Solex beacon blue lens, 10Cd
SO/C/SW/10C	531042FULL-0070	Solex beacon clear lens, 10Cd
SO/R/SR/15C	531028FULL-0064	Solex beacon red lens, 15Cd
SO/A/SW/15C	531029FULL-0065	Solex beacon amber lens, 15Cd
SO/G/SW/15C	531038FULL-0075	Solex beacon green lens, 15Cd
SO/B/SW/15C	531037FULL-0074	Solex beacon blue lens, 15Cd
SO/C/SW/15C	531036FULL-0073	Solex beacon clear lens, 15Cd

Beacons LED - LED Solista Maxi

SOLX/RF/RL/R/S	811021FULL-0037	Solista Maxi Red Body Red Flash (red lens)
SOLX/RF/CL/W/S	811023FULL-0039	Solista Maxi White Body Red Flash, (clear lens)
SOLX/AF/CL/W/S	811026FULL-0043	Solista Maxi White Body Amber Flash (clear lens)
SOLX/GF/CL/W/S	811029FULL-0046	Solista Maxi White Body Green Flash (clear lens)
SOLX/WF/CL/W/S	811032FULL-0049	Solista Maxi White Body White Flash (clear lens)
SOLX/BF/CL/W/S	811035FULL-0052	Solista Maxi White Body Blue Flash (clear lens)

Supply Module

Combi Power Module	631203FUL-0137	110-230Vac to 24Vdc Supply Module
--------------------	----------------	-----------------------------------

The Combi signalling units provide an extremely flexible system for the assembly of audible and visual signals that may be used in applications where different levels of warning or status need to be communicated.

The foundation of the system is the Deep Base pre-assembled into linear units of 2, 3 or 4 pieces. Into the assemblies the user can fit audible and visual warnings chosen from the standard ranges of Fulleon RoLP sounders, Solex Xenon beacons and Solista Maxi LED beacons.

The RoLP and RoLP Maxi allow the user to choose from 32 alarm tones and outputs in excess of 107dB(A). The Solex Xenon beacons are available with three levels of light output and in five colours, the Solista LED beacons again offer five colours and additionally three user selectable modes of operation; steady, single flash, and double flash. LED beacons also are inherently robust and have extremely long operating lifetimes important where access for maintenance may be limited.

Supply voltages from 9 to 60Vdc and 110 to 230Vac are available.

Please see data sheets for the particular devices for full specification.

Features

- Two, three or four way assemblies to suit the status levels required.
- Two stage alarm sounders with 32 tones avoids conflicts with other alarm signals
- Five colours available with both Xenon and LED light sources to suit most visual requirements
- Choice of three light outputs for the Xenon beacons, to suit the visibility levels required
- Three user selectable flash modes from the LED beacons allows clear differentiation between signals.
- Audible and visual elements can be locked into the Combi bases for added security
- Bases are available in either red or white to suit the application
- Standard voltage range 9 to 30Vdc. (60Vdc also available) and will suit most commonly available DC supplies
- AC mains operation from 110 to 230Vac, with Combi Power module, allows operation from AC supplies with the need for adjustment.