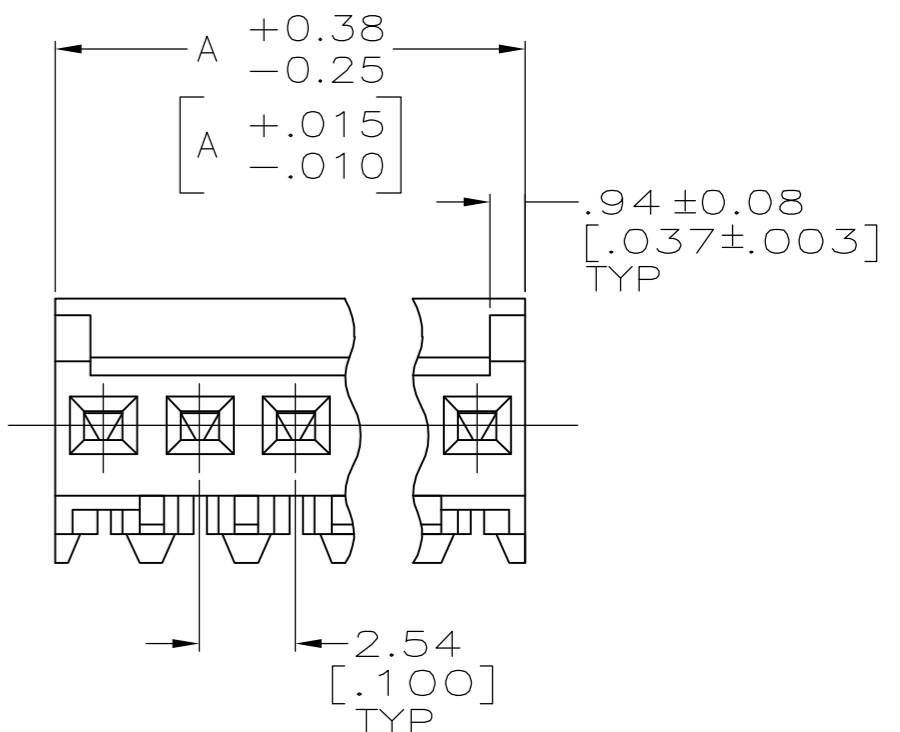
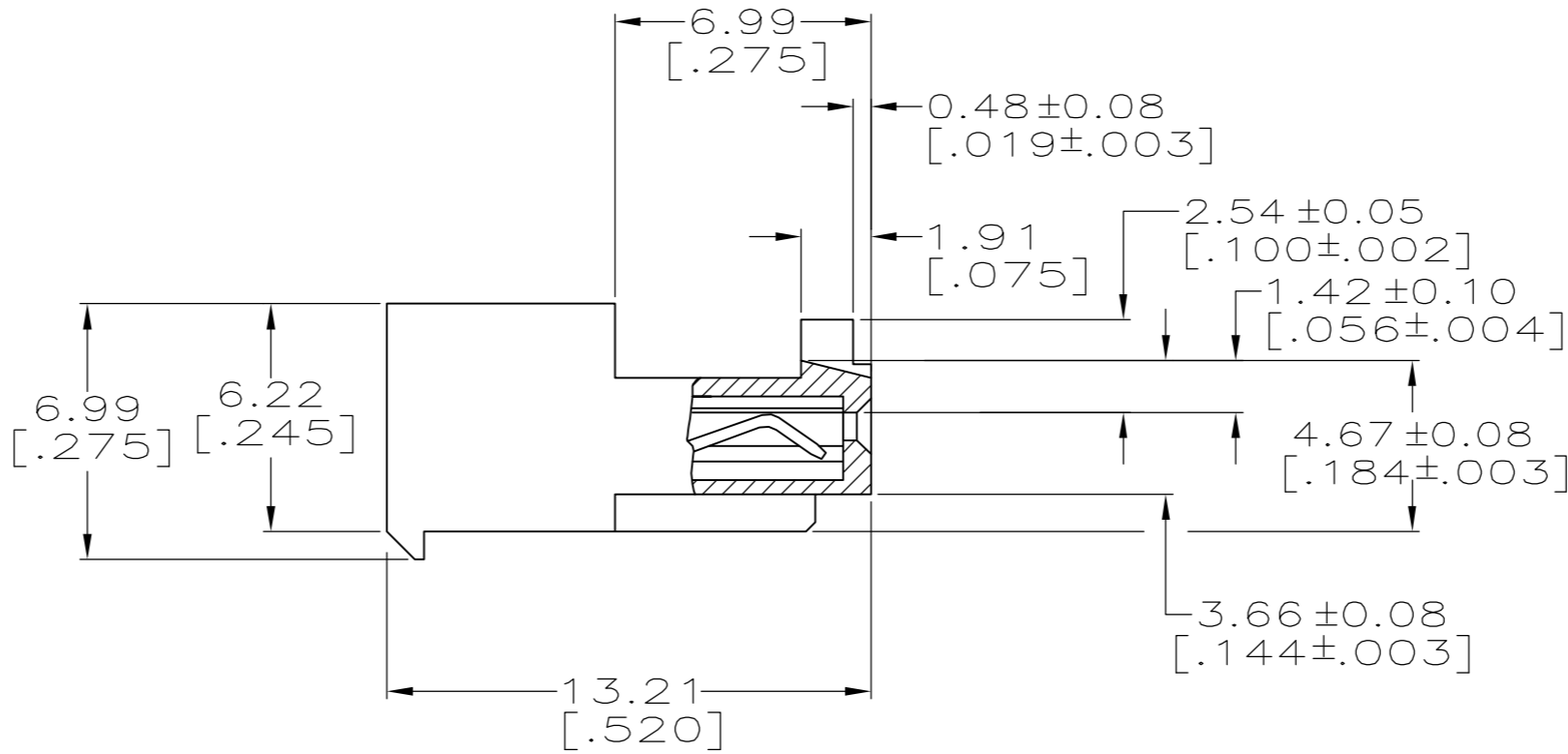



THIS DRAWING IS UNPUBLISHED. RELEASED FOR PUBLICATION
 © COPYRIGHT BY TYCO ELECTRONICS CORPORATION. ALL RIGHTS RESERVED.

LOC		DIST		REVISIONS			
P	LTR	DESCRIPTION	DATE	DWN	APVD		
	J	REV PER ECO-07-003705	21FEB07	KW	DB		

YES	DIM A	NO. OF CIRCUITS	PART NO.
YES	71.12[2.800]	28	5-643814-8
YES	68.58[2.700]	27	5-643814-7
YES	66.04[2.600]	26	5-643814-6
YES	63.50[2.500]	25	5-643814-5
YES	60.96[2.400]	24	5-643814-4
YES	58.42[2.300]	23	5-643814-3
YES	55.88[2.200]	22	5-643814-2
YES	53.34[2.100]	21	5-643814-1
YES	50.80[2.000]	20	5-643814-0
YES	48.26[1.900]	19	4-643814-9
YES	45.72[1.800]	18	4-643814-8
YES	43.18[1.700]	17	4-643814-7
YES	40.64[1.600]	16	4-643814-6
YES	38.10[1.500]	15	4-643814-5
YES	35.56[1.400]	14	4-643814-4
YES	33.02[1.300]	13	4-643814-3
YES	30.48[1.200]	12	4-643814-2
YES	27.94[1.100]	11	4-643814-1
YES	25.40[1.000]	10	4-643814-0
YES	22.86[.900]	9	3-643814-9
YES	20.32[.800]	8	3-643814-8
YES	17.78[.700]	7	3-643814-7
YES	15.24[.600]	6	3-643814-6
YES	12.70[.500]	5	3-643814-5
YES	10.16[.400]	4	3-643814-4
YES	7.62[.300]	3	3-643814-3
YES	5.08[.200]	2	3-643814-2
NO	71.12[2.800]	28	2-643814-8
NO	68.58[2.700]	27	2-643814-7
NO	66.04[2.600]	26	2-643814-6
NO	63.50[2.500]	25	2-643814-5
NO	60.96[2.400]	24	2-643814-4
NO	58.42[2.300]	23	2-643814-3
NO	55.88[2.200]	22	2-643814-2
NO	53.34[2.100]	21	2-643814-1
NO	50.80[2.000]	20	2-643814-0
NO	48.26[1.900]	19	1-643814-9
NO	45.72[1.800]	18	1-643814-8
NO	43.18[1.700]	17	1-643814-7
NO	40.64[1.600]	16	1-643814-6
NO	38.10[1.500]	15	1-643814-5
NO	35.56[1.400]	14	1-643814-4
NO	33.02[1.300]	13	1-643814-3
NO	30.48[1.200]	12	1-643814-2
NO	27.94[1.100]	11	1-643814-1
NO	25.40[1.000]	10	1-643814-0
NO	22.86[.900]	9	643814-9
NO	20.32[.800]	8	643814-8
NO	17.78[.700]	7	643814-7
NO	15.24[.600]	6	643814-6
NO	12.70[.500]	5	643814-5
NO	10.16[.400]	4	643814-4
NO	7.62[.300]	3	643814-3
NO	5.08[.200]	2	643814-2
LEADFREE	DIM A	NO. OF CIRCUITS	PART NO.



- 1 MATERIAL: CONNECTOR - NYLON UL94V-2 (WHITE).
CONTACTS - 0.30[.012] THICK COPPER ALLOY
BRIGHT TIN-LEAD .00203[.000080] MIN THICKNESS
FOR 643814-2 THRU 2-643814-8.
MATTE WHISKER MITIGATED TIN .00203[.000080] MIN THICKNESS
OVER NICKEL UNDERPLATE FOR 3-643814-2 THRU 5-643814-8.
- 2. CONTACTS ACCEPT 24 AWG WIRE WITH 1.52[.060] MAX INSULATION DIAMETER.
- 3. CONTACTS MUST ACCEPT 0.64±0.03[.025] POST AND REMAIN LOCKED IN POSITION.
- 4 IDENTIFICATION NUMBER FOR LAST CIRCUIT MAY NOT APPEAR ON ALL ASSEMBLIES.
- 5. DIMENSIONS IN BRACKETS ARE IN INCHES.
- 6. HOUSING FEATURES ARE: CLOSED END WITH LOCKING RAMP AND WITH POLARIZING TAB.

METRIC

THIS DRAWING IS A CONTROLLED DOCUMENT.		DWN S. CARPENTER 11JUN2003	tyco Tyco Electronics Corporation Harrisburg, PA 17105-3608	
DIMENSIONS: mm [INCHES]		CHK D. BOSSI 11JUN2003	NAME MTA-100 CONNECTOR ASSEMBLY, 24 AWG, STANDARD	
TOLERANCES UNLESS OTHERWISE SPECIFIED:		APVD D. BOSSI 11JUN2003	PRODUCT SPEC 108-1050	
0 PLC ±		APPLICATION SPEC 114-1019		
1 PLC ±		SIZE A2		
2 PLC ±		CAGE CODE 00779		
3 PLC ± 0.13 [.005]		DRAWING NO C=643814		
4 PLC ±		RESTRICTED TO -		
ANGLES ±		WEIGHT		
FINISH 1		CUSTOMER DRAWING		
MATERIAL 1		SCALE 5:1		
		SHEET 1 of 1		
		REV J		