



Figure similar

CONT. RELAY 91E DIN EN 50011 9NO+1NC, SCREW CONNECTION DIR. CURRENT ACTUATING DC MAGNET SYSTEM INTEGR. VARISTOR

General technical data:

Size of contactor		0
Ambient temperature during operation	°C	-40 ... +70
Protection class IP on the front		IP20
Equipment marking acc. to DIN 40719 extended according to IEC 204-2 acc. to IEC 750		K
Equipment marking acc. to DIN EN 61346-2		K
Equipment marking acc. to DIN EN 81346-2		K

Control circuit/ Control:

Type of voltage of the control supply voltage		DC
Control supply voltage		
<ul style="list-style-type: none"> • for DC 		
<ul style="list-style-type: none"> — Rated value 	V	24

Auxiliary circuit:

Operating current at AC-15		
<ul style="list-style-type: none"> • at 230 V Rated value 	A	10
<ul style="list-style-type: none"> • at 400 V Rated value 	A	6
Identification number and letter for switching elements		91 E
Number of NC contacts for auxiliary contacts		1
<ul style="list-style-type: none"> • lagging switching 		0
<ul style="list-style-type: none"> • delayed switching 		0
<ul style="list-style-type: none"> • make-before-break switching 		0
Number of NO contacts for auxiliary contacts		

• delayed switching		0
• leading contact		0
• make-before-break switching		0
Number of CO contacts for auxiliary contacts		0





Connections/ Terminals:

Design of the surge suppressor		with varistor
Type of electrical connection for auxiliary and control current circuit		screw-type terminals

Mechanical data:

Mounting type		screw and snap-on mounting onto 35 mm standard mounting rail according to DIN EN 50022
Width	mm	55
Height	mm	78
Depth	mm	135

Certificates/ approvals:

General Product Approval		Test Certificates			
 CCC	 CSA		Type Test Certificates/Test Report	Special Test Certificate	other
Shipping Approval	other				
 RMRS	Environmental Confirmations	Declaration of Conformity	other		

Safety related data:

Protection against electrical shock		finger-safe
B10 value with high demand rate acc. to SN 31920		1 000 000
• Note		With 0.3 x Ie
T1 value for proof test interval or service life acc. to IEC 61508	y	20

Further information

Information- and Downloadcenter (Catalogs, Brochures,...)

<http://www.siemens.com/industrial-controls/catalogs>

Industry Mall (Online ordering system)

<http://www.siemens.com/industrymall>

Cax online generator

<http://support.automation.siemens.com/WW/CAXorder/default.aspx?lang=en&mlfb=3TH43910LB4>

Service&Support (Manuals, Certificates, Characteristics, FAQs,...)

<https://support.industry.siemens.com/cs/ww/en/ps/3TH43910LB4>



last modified:

16.03.2015

W8 444 3TH4391-0BB4_ALL