

Beacon LED XL Muse

BEACON XL MUSE 4K SSC01 L3 WHT
2059329



Product features

- 2059329 BEACON XL MUSE 4K SSC01 L3 WHT Integrated LED spotlight, white RAL 9016, unique soft-touch ring, adjustable beam angle from a 10° spot to a 70° flood, compact and minimalist design, ideal for museum, gallery and high-end retail applications, die-cast aluminium body, passive cooling heatsink, beam angle: 10° spot to 70° flood, optics: aspheric glass lens, colour temperature: 4000K neutral white, total system power: 41W, total fixture output: 2884lm, luminaire efficacy: 70lm/W, LOR: 100%, super high colour rendering: Ra 97 typical, R9 value at 90, LED Chromacity: 3 step MacAdam ellipse, IR/UV free light source without heat radiation, operating voltage: 220-240V / 50-60Hz, drive current: 1050mA, electronic driver, SylSmart SSC, power factor: 0.95, electrical protection: CLASS I, 3-circuit track adaptor, suitable for Concord Lytespan 3 track, ingress protection rating: IP20, suitable for internal environment...



PRODUCT OVERVIEW

Product name	BEACON XL MUSE 4K SSC01 L3 WHT
Technology	LED
Housing	Aluminium
Mount	Track mounting
Environment	Internal
General application	Museums & Galleries, Retail
ETIM Class	EC001744
Warranty	5 years
Fixture luminous flux (lm)	2884
Luminaire efficacy (lm/W)	70
LOR (%)	100
Colour temperature (K)	4000
Light colour	Neutral White
CRI (Ra)	97
Colour Consistency (SDCM)	3
Beam Angle (°)	10
Photobiological Risk Group	RG0
Total power consumption (W)	41
Electrical protection	Class I
Control gear type	Electronic ballast
Dimmable	Yes
Dimming method	SylSmart SSC
Minimum dimming level (%)	5
Housing colour	White
IP rating	IP20
Product EAN number	5025768593293

DATA TABLE

Beacon LED XL Muse

BEACON XL MUSE 4K SSC01 L3 WHT
2059329

General data

Product name	BEACON XL MUSE 4K SSC01 L3 WHT
Technology	LED
Housing	Aluminium
Mount	Track mounting
Environment	Internal
General application	Museums & Galleries, Retail
Performance ambient temperature Tq (°C)	25
ETIM Class	EC001744
Warranty	5 years

Optical data

Fixture luminous flux (lm)	2884
Luminaire efficacy (lm/W)	70
LOR (%)	100
Colour temperature (K)	4000
Light colour	Neutral White
CRI (Ra)	97
Colour Consistency (SDCM)	3
Adjustable chromaticity	N
Beam Angle (°)	10
Photobiological Risk Group	RG0

Electrical data

Total power consumption (W)	41
Mains voltage (V)	220-240V
Lamp power factor	0.95
Electrical protection	Class I
Control gear type	Electronic ballast
Transformer required	Yes
Dimmable	Yes
Dimming method	SylSmart SSC
Minimum dimming level (%)	5
Drive current (mA)	1050
Inrush Current (A)	5
Inrush Duration (µs)	50
Energy Efficiency Class (A->G) of contained light source	F
Max. Luminaires per 10A C Breaker	52
Max. Luminaires per 16A C Breaker	85
Max. Luminaires per 20A C Breaker	54
Max. Luminaires per 10A B Breaker	32
Max. Luminaires per 16A B Breaker	50
Max. Luminaires per 20A B Breaker	63

Lifetime data

Lifespan L70 B50	100000
Lifespan L80 B20	100000
Lifespan L90 B10	86000

Beacon LED XL Muse

BEACON XL MUSE 4K SSC01 L3 WHT
2059329

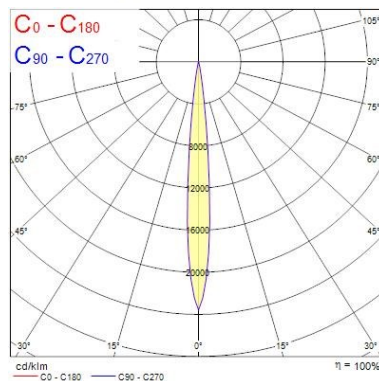
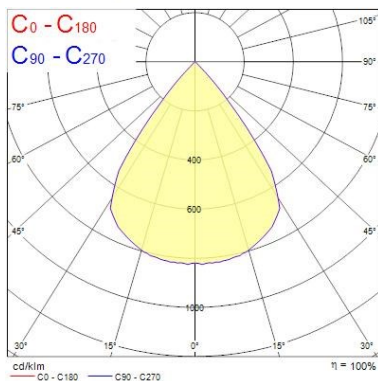
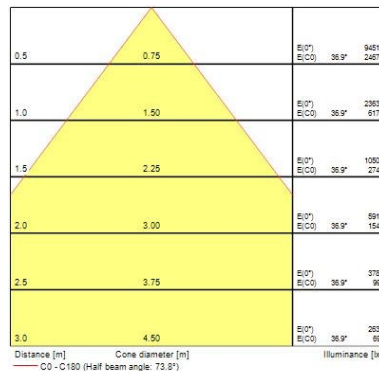

Physical data

Housing colour	White
IP rating	IP20
Reflector finish	None
Nominal Product Width (mm)	165
Nominal Product Height (mm)	200
Nominal Product Diameter (mm)	115
Weight (kg)	1.7

Packaging

Single packaging type	Carton
Product EAN number	5025768593293
Packaging single length / height (cm)	25.0
Packaging single width (cm)	19.5
Packaging single depth (cm)	20.0
DUN14 (outer)	05025768593293
Units per outer package	1
Packaging outer length / height (cm)	25.0
Packaging outer width (cm)	19.5
Packaging outer depth (cm)	20.0

PHOTOMETRY



Beacon LED XL Muse

BEACON XL MUSE 4K SSC01 L3 WHT
2059329

TECHNICAL DRAWINGS

