

FIAT DOBLO CARGO 2010

OPEL COMBO D

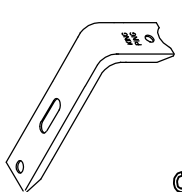
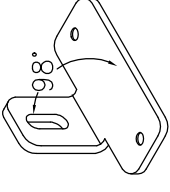

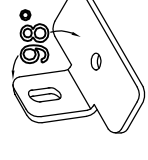


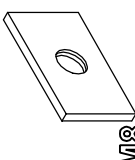
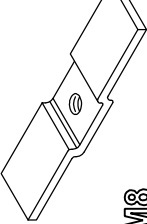


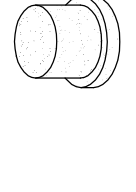
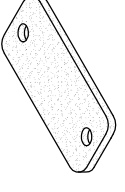

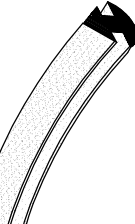

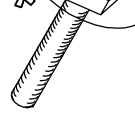


200x140 cm. L1

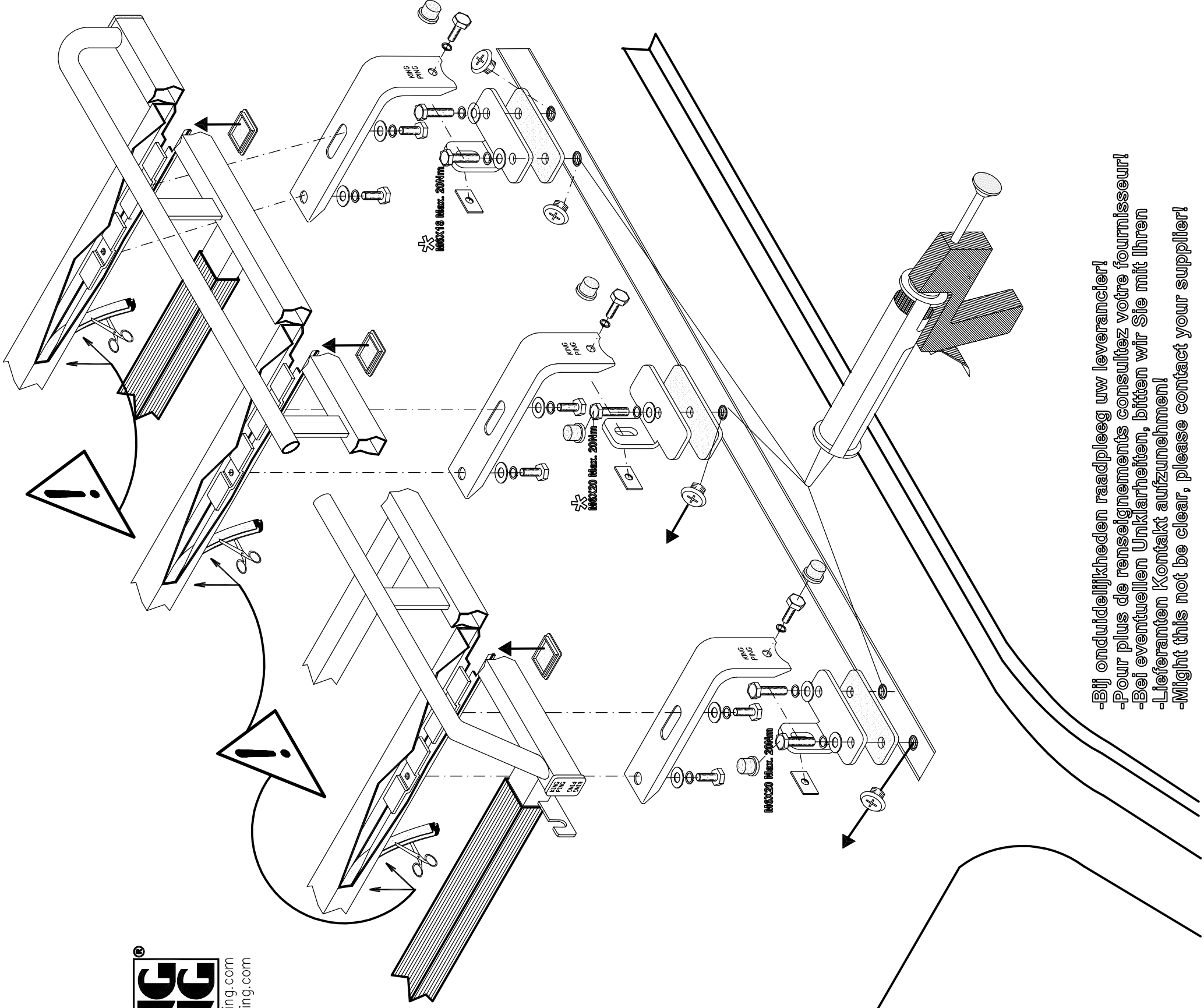



275

**KING PING**

www.king-ping.com  
info@king-ping.com

 S	6X	 98°	4X
 M8x20	18X	 98°	2X
 M8	18X	 3xD M8	12X
 M8	6X	 M8	12X
 M6	10X	 3xD M6	10X
 M6	10X		4X
 KING PING	2X		1X
		 M8	6X
		 M6x20 Max. 20Nmm	10X
			6X
			2X



- Bij onduidelijkheden raadpleeg uw leverancier!
- Pour plus de renseignements consultez votre fournisseur!
- Bei eventuellen Unklarheiten, bitten wir Sie mit Ihren Lieferanten Kontakt aufzunehmen!
- Might this not be clear, please contact your supplier!

