



433MHz LoRa Remote Control

Features

- Up to 5Km Range(+ 10dbm ERP)
- FSK/Spread Spectrum Technology
- Long Range LoRa Mode 1 to 4
- Map any Tx Switch to Any RX O/P
- 4 x Relay Changeover Contacts Rated 4A @ 230Vac (1KW)

Transmitter

- Waterproof to IP65
- Powered from 3 x AAA Batteries
- LED Acknowledgment Back from Rx
- Continuous / State change Transmit

Receiver

- 6-32Vac/dc Supply
- Waterproof Receiver (IP68)
- Outputs Momentary or Latching
- Optional Rx Acknowledge back to Transmitter
- Optional External Antenna mount
- Systems supplied 'ready to Go'



Intended Use

- Clay Pigeon Releases
- Industrial Lighting
- Gates / Roller Shutter Doors

Description:

RADIOTRAP system is designed for continuous operation 365 days of the year. This Transmitter is rate IP65 and the receiver IP68.

Each receiver has four independent changeover relay outputs which can easily be paired with individual switches from one or many transmitters. Building a bespoke control system is easy with any of the transmitters.

RADIOTRAP LoRa Remote Control



Part Numbers



Part Number	Description
RADIOTRAP-4S1	1 Channel System (Tx and Rx)
RADIOTRAP-4S4	4 Channel System (Tx and Rx)
RADIOTRAP-4R4	4 Channel Receiver only

Additional Transmitters



Part Number	Description
RADIOTRAP-4T1	1 Switch
RADIOTRAP-4T2	2 Switch
RADIOTRAP-4T3	3 Switch A, B, PAIR
RADIOTRAP-4T4	4 Switch
RADIOTRAP-4T16	8 + Shift Key / 16 Function

RADIOTRAP LoRa Remote Control



Part Numbers for Clay Release Systems



Part Number	Description
RADIOTRAP-4S1	1 channel System
RADIOTRAP-4S1PRM	1ch System Prewired for Promatic (Hirschman)
RADIOTRAP-4S1LAP	1ch System Prewired for Laporte



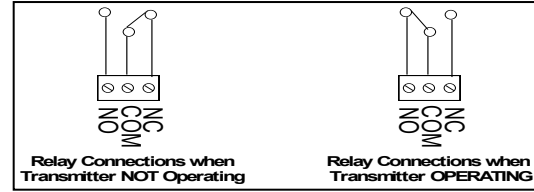
Part Number	Description
RADIOTRAP-4S3SPORT	Sporting System (TX & 2 x RX's)

RADIOTRAP LoRa Remote Control



Relay Outputs:

The receiver provides 4 changeover relay contacts each capable of switching up to 1.2KW (5A @ 230V). Each relay is independent controlled and an isolated switch. Connections are Common (COM), Normally Open (NO) and Normally Closed (NC).



Technical specifications

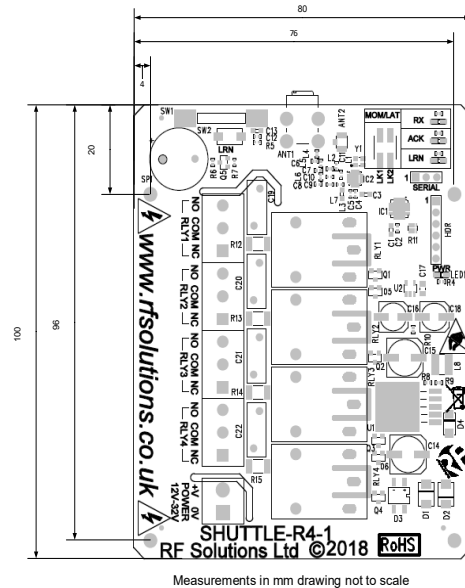
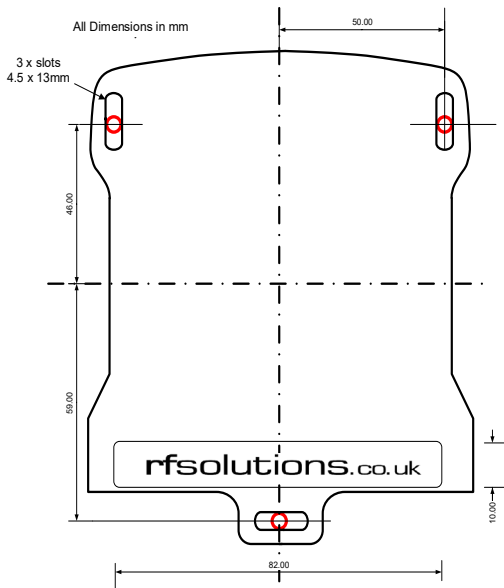
Transmitter	Enclosure Rating:	Standard IP65
	Battery Type:	3 x AAA (supplied)
	Battery Life:	2 years @ approx. 50 1/2second presses p/day
	Dimensions:	90 x 54 x 27 mm

Electrical Characteristics	Min	Typical	Max	Units
Supply Voltage		4.5		V
Supply Current		17		mA
Frequency:		433.92		MHz
RF Output Power (ERP)	-		+10	dBm

Receiver	Enclosure Rating:	IP68 (Tested for 1hour, 1Metre underwater)
	Dimensions:	130 x 112 x 42 mm (not including antenna)
	Operating Temp	-10 to +50° Celsius

Electrical Characteristics	Min	Typical	Max	Units
Supply Voltage for Low Voltage version	6		32	Vdc or ac
Relay Rating		5	12	A
Supply Current : Quiescent All (4) relays operating*		25 140		mA
Time delay from Tx on Switch to Rx Relay operation		22		mS
Time delay from Tx sw relax to Rx Relay release		25		mS

Mechanical Dimensions



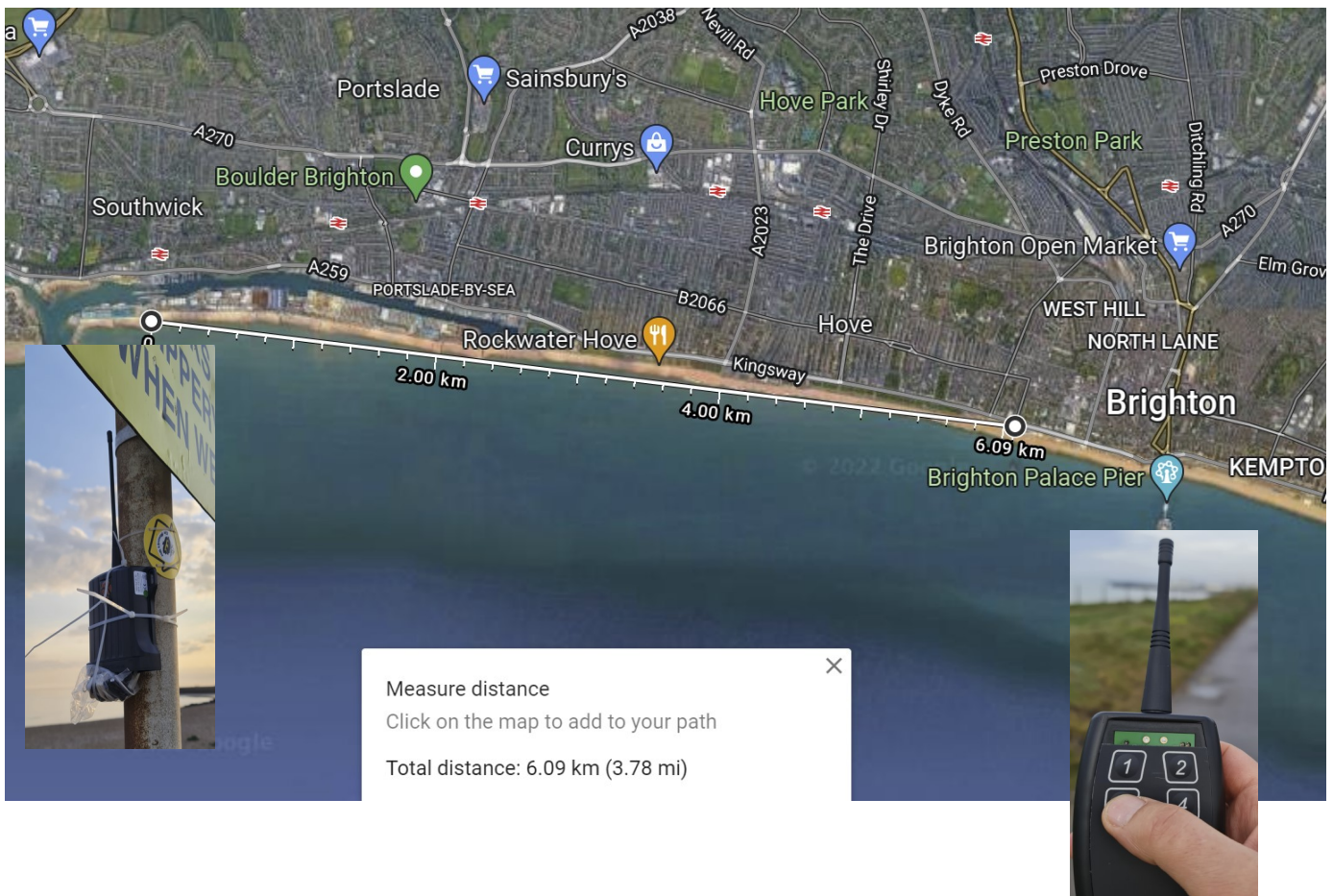
RADIOTRAP LoRa Remote Control



Range Test Notes

Our Range Testing was conducted on the seafront of Brighton, East Sussex. providing an open Line of

1. The System was set to LoRa Mode 4 with "Acknowledgment Activated"
2. The Receiver was attached to a Pole ~1.7metres from the Ground (see photo).
3. Weather Conditions Warm, Damp, Cloudy, 10°C (typical England!)
4. The transmitter was carried along the seafront whilst repeatedly operated.
5. After the "Transmit Signal" was activated the "Acknowledgment Signal" back from the Receiver was monitored to confirm a successful two way signal.
6. The system exhibited some signal failures along the test in particular when not in line of sight
7. Just over 6KM range was achieved, the system was becoming reliant on holding the transmitter above head height and vertically upwards



RF Solutions Ltd. Recycling Notice

Meets the following EC Directives:

DO NOT Discard with normal waste, please recycle.

ROHS Directive 2011/65/EU and amendment 2015/863/EU

Specifies certain limits for hazardous substances.

WEEE Directive 2012/19/EU Waste electrical & electronic

This product must be disposed of through a licensed WEEE collection point. RF Solutions Ltd., fulfils its WEEE obligations by membership of an approved compliance scheme.

Environment Agency Producer Registration Number: WEE/JB0104WV.



equipment.

Waste Batteries and Accumulators Directive 2006/66/EC

Where batteries are fitted, before recycling the product, the batteries must be removed and disposed of at a licensed collection point.

RF Solutions Battery Producer Number: BPRN00060

Disclaimer:

Whilst the information in this document is believed to be correct at the time of issue, RF Solutions Ltd does not accept any liability whatsoever for its accuracy, adequacy or completeness. No express or implied warranty or representation is given relating to the information contained in this document. RF Solutions Ltd reserves the right to make changes and improvements to the product(s) described herein without notice. Buyers and other users should determine for themselves the suitability of any such information or products for their own particular requirements or specification(s). RF Solutions Ltd shall not be liable for any loss or damage caused as a result of user's own determination of how to deploy or use RF Solutions Ltd's products. Use of RF Solutions Ltd products or components in life support and/or safety applications is not authorised except with express written approval. No licences are created, implicitly or otherwise, under any of RF Solutions Ltd's intellectual property rights. Liability for loss or damage resulting or caused by reliance on the information contained herein or from the use of the product (including liability resulting from negligence or where RF Solutions Ltd was aware of the possibility of such loss or damage arising) is excluded. This will not operate to limit or restrict RF Solutions Ltd's liability for death or personal injury resulting from its negligence.