

# Amphenol® LTW®

Amphenol LTW



Head Office (Taiwan):  
**Amphenol LTW Technology Co., Ltd.**  
9F, No.657-12, Jungjeng Road, Shinjuang City,  
Taipei County 242, Taiwan  
Tel : +886-2-2908-5626  
Fax: +886-2-2902-9787-88  
e-mail: sales@ltw-tech.com

Branch Office (China):  
**Amphenol Zhengri Electronic (Kunshan) Co., Ltd.**  
No. 62 Da Tung Road, Peng Lang Street, Kunshan City,  
Jiangsu Province 215333, China  
Tel : +86-512-5761-0501-2  
Fax: +86-512-5761-0515  
Sales Contact: (East China) +86-512-5761-0512  
(South China) +86-755-2823-2407  
137-1383-4316

Distributed by :

Amphenol® LTW®

Waterproof Connector Solutions

## Amphenol® LTW® Innovation in Waterproof Solution



### Complete Range of Waterproof Connectors & Cable Assembly

[www.amphenolltw.com](http://www.amphenolltw.com)

Amphenol LTW reserves the right to improve, enhance and modify the design specifications and construction of Amphenol LTW products without prior notification. For additional product and technical information, please contact us.

Copyright by Amphenol LTW in Taiwan 05/2010

**XXX - XX X X X X - X X X XXX**

**Numbe of Contacts**

- 03, 04, 06, 07..... Pin

**Style**

- A – For Cable with S/R
- B – For Cable without S/R
- P – For Panel Front Mounting
- R – For Panel Rear Mounting

**Connector Style**

- M – Male Connector
- F – Female Connector

**Specification**

- PWE – Power Connector Current Rating 8A
- PWF – Power Connector Current Rating 12A
- PWC – Power Connector Current Rating 20A
- PWH – Power Connector Current Rating 25A
- PWBU – Power Connector Current Rating 10A+2A
- PWCU – Power Connector Current Rating 20A+2A
- PWG – Power Connector Current Rating 16A

**Contact Type**

- M – Male
- F – Female
- C – Combo

**Mating Style**

- L – Lock
- S – Screw
- Q – Quick

**Waterproof Rating**

- 6 = IP 66
- 7 = IP 67
- 8 = IP 68

**Back Shell**

- L – Straight (180° For Cable Type)
- R – Right Angle (90° For Cable Type)
- C – Circular (For Panel Type)
- S – Square (For Panel Type)

**Version**

- 000 : Phantom Without Cable
- 001, 002,..... For Cable
- A01 - 1M ~ A99 - 99M
  - A – UL2464 Cable
  - B – Power Cable

**Assembly Style**

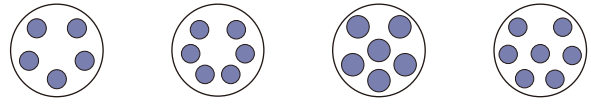
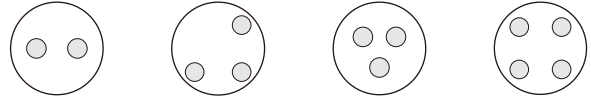
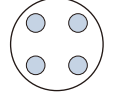
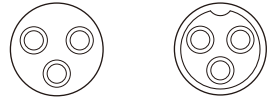



- M – Molding Type
- A – Assembly Type
- S – Solder Type
- P – 180° PCB Type
- R – 90° PCB Type
- B – Screw in Type

**SPECIFICATIONS**

No.	Specifications	Standard Value
01. Identifications		Power Connector
02. Description		Panel Mount, Molded with Cable and Field Installable
03. Current Rating / Pin Arrangements		8A : 5 to 7 12A : 2 to 4 16A : 3+PE (Screw in Type Termination) 20A : 3
04. Material		Contacts: Copper Alloy, Gold Plated 16A Available in Gold, Silver and Tin Plating Connector Body: Nylon + GF UL Recognized
05. Temperature Range		Cable: -20°C to +80°C Connector Body: -40°C to +105°C
06. Waterproof Rating		IP67
07. Contact Resistance		5mΩ
08. Insulation Resistance		≥100MΩ at DC 250V
09. Durability		500 Times
10. Breakdown Voltage		≥AC 1000V / 1 Minute
11. Standard Cable Length (for Molded Cable)		1–99M (Standard Cable: UL2464 PVC Jacket or Power Cable)
12. Field Installable		All Solder Contacts Unless And Otherwise Indicated



CONTACT PIN ARRANGEMENT

<p><b>8A Current</b> Size is between C and D size</p> 
<p><b>12A Current</b> Size is between C and D size</p> 
<p><b>16A Current</b> Size is between C and D size</p> 
<p><b>20A Current</b> C size</p> 
<p><b>20A+2A Current</b> Size is over E size</p> 
<p><b>25A Current</b> C size</p> 
<p>○ 2A    ● 8A    ○ 12A    ○ 16A    ○ 20A    ○ 25A</p> 


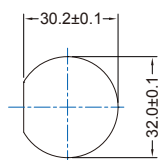
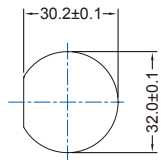
Panel (Chassis) Mount		Mating Parts		Accessories
CONNECTOR	P/N	CONNECTOR	P/N	
 <p><b>LTWPWE-△PMMS-SC7001</b></p> <p><b>FEATURES:</b></p> <ul style="list-style-type: none"> <li>• Male Connector</li> <li>• Front Mounting</li> <li>• IP 67</li> <li>• Solder Contacts</li> <li>• △ 8A: 5 to 7 Pins</li> <li>• UL Approved</li> </ul> <p><b>PANEL CUT-OUT</b></p> 		 <p><b>LTWPWE-△AFFM-SL7AX</b></p> <p><b>FEATURES:</b></p> <ul style="list-style-type: none"> <li>• Female Connector</li> <li>• In-line Molded Type (Cable to Cable or Cable to Field Installable)</li> <li>• With SR</li> <li>• IP 67</li> <li>• △ 8A: 5 to 7 Pins</li> </ul>		
		 <p><b>LTWPWE-△BFFA-SL7001</b></p> <p><b>FEATURES:</b></p> <ul style="list-style-type: none"> <li>• Female Connector</li> <li>• Solder Contacts</li> <li>• In-line Field Installable (Field Installable to Field Installable or Cable to Field Installable)</li> <li>• Without SR</li> <li>• IP 67</li> <li>• △ 8A: 5 to 7 Pins</li> <li>• UL Approved</li> </ul>		
 <p><b>LTWPWE-△PFFS-SC7001</b></p> <p><b>FEATURES:</b></p> <ul style="list-style-type: none"> <li>• Female Connector</li> <li>• Front Mounting</li> <li>• IP 67</li> <li>• Solder Contacts</li> <li>• △ 8A: 5 to 7 Pins</li> <li>• UL Approved</li> </ul> <p><b>PANEL CUT-OUT</b></p> 		 <p><b>LTWPWE-△AMMM-SL7AX</b></p> <p><b>FEATURES:</b></p> <ul style="list-style-type: none"> <li>• Male Connector</li> <li>• In-line Molded Type (Cable to Cable or Cable to Field Installable)</li> <li>• With SR</li> <li>• IP 67</li> <li>• △ 8A: 5 to 7 Pins</li> </ul>		
		 <p><b>LTWPWE-△BMMA-SL7001</b></p> <p><b>FEATURES:</b></p> <ul style="list-style-type: none"> <li>• Male Connector</li> <li>• Solder Contacts</li> <li>• In-line Field Installable (Field Installable to Field Installable or Cable to Field Installable)</li> <li>• Without Cable</li> <li>• IP 67</li> <li>• △ 8A: 5 to 7 Pins</li> <li>• UL Approved</li> </ul>		

Panel (Chassis) Mount		Mating Parts		Accessories
CONNECTOR	P/N	CONNECTOR	P/N	
 <p><b>PANEL CUT-OUT</b></p> 	<p><b>LTWPWF-PMMS-SC7001</b></p> <p><b>FEATURES:</b></p> <ul style="list-style-type: none"> <li>• Male Connector</li> <li>• Front Mounting</li> <li>• IP 67</li> <li>• Solder Contacts</li> <li>• 12A: 2 to 4 Pins</li> <li>• UL Approved</li> </ul>	 <p><b>LTWPWF-AFFM-SL7AX</b></p> <p><b>FEATURES:</b></p> <ul style="list-style-type: none"> <li>• Female Connector</li> <li>• In-line Molded Type (Cable to Cable or Cable to Field Installable)</li> <li>• With SR</li> <li>• IP 67</li> <li>• 12A: 2 to 4 Pins</li> </ul>		
		 <p><b>LTWPWF-BFFA-SL7001</b></p> <p><b>FEATURES:</b></p> <ul style="list-style-type: none"> <li>• Female Connector</li> <li>• Solder Contacts</li> <li>• In-line Field Installable (Field Installable to Field Installable or Cable to Field Installable)</li> <li>• Without SR</li> <li>• IP 67</li> <li>• 12A: 2 to 4 Pins</li> </ul>		
 <p><b>PANEL CUT-OUT</b></p> 	<p><b>LTWPWF-PFFS-SC7001</b></p> <p><b>FEATURES:</b></p> <ul style="list-style-type: none"> <li>• Female Connector</li> <li>• Front Mounting</li> <li>• IP 67</li> <li>• Solder Contacts</li> <li>• 12A: 2 to 4 Pins</li> <li>• UL Approved</li> </ul>	 <p><b>LTWPWF-AMMM-SL7AX</b></p> <p><b>FEATURES:</b></p> <ul style="list-style-type: none"> <li>• Male Connector</li> <li>• In-line Molded Type (Cable to Cable or Cable to Field Installable)</li> <li>• With SR</li> <li>• IP 67</li> <li>• 12A: 2 to 4 Pins</li> </ul>		
		 <p><b>LTWPWF-BMMA-SL7001</b></p> <p><b>FEATURES:</b></p> <ul style="list-style-type: none"> <li>• Male Connector</li> <li>• Solder Contacts</li> <li>• In-line Field Installable (Field Installable to Field Installable or Cable to Field Installable)</li> <li>• Without Cable</li> <li>• IP 67</li> <li>• 12A: 2 to 4 Pins</li> </ul>		

Panel (Chassis) Mount		Mating Parts		Accessories
CONNECTOR	P/N	CONNECTOR	P/N	
 <p><b>PANEL CUT-OUT</b></p> 	<p><b>LTWPWG-04PFFB-SC</b></p> <p><b>FEATURES:</b></p> <ul style="list-style-type: none"> <li>• Male Connector, Screw Type Lock</li> <li>• Panel Type, Nylon + GF Material</li> <li>• IP 67</li> <li>• Male Pins 16A (3+PE)</li> </ul>	 <p><b>LTWPWG-04BMMB-SL</b></p> <p><b>FEATURES:</b></p> <ul style="list-style-type: none"> <li>• Male Connector, Screw Type Lock</li> <li>• Straight Assembly Type, Nylon + GF Material</li> <li>• IP 67</li> <li>• Male Pins 16A (3+PE)</li> </ul>		
		 <p><b>LTWPWG-04BMMB-SR</b></p> <p><b>FEATURES:</b></p> <ul style="list-style-type: none"> <li>• Male Connector, Screw Type Lock</li> <li>• Right Angle Assembly Type, Nylon + GF Material</li> <li>• IP 67</li> <li>• Male Pins 16A (3+PE)</li> </ul>		
 <p><b>PANEL CUT-OUT</b></p> 	<p><b>LTWPWG-04PMMB-SC</b></p> <p><b>FEATURES:</b></p> <ul style="list-style-type: none"> <li>• Female Connector, Screw Type Lock</li> <li>• Panel Type, Nylon + GF Material</li> <li>• IP 67</li> <li>• Female Pins 16A (3+PE)</li> </ul>	 <p><b>LTWPWG-04BMMB-SL</b></p> <p><b>FEATURES:</b></p> <ul style="list-style-type: none"> <li>• Female Connector, Screw Type Lock</li> <li>• Straight Assembly Type, Nylon + GF Material</li> <li>• IP 67</li> <li>• Female Pins 16A (3+PE)</li> </ul>		
		 <p><b>LTWPWG-04BMMB-SR</b></p> <p><b>FEATURES:</b></p> <ul style="list-style-type: none"> <li>• Female Connector, Screw Type Lock</li> <li>• Right Angle Assembly Type, Nylon + GF Material</li> <li>• IP 67</li> <li>• Female Pins 16A (3+PE)</li> </ul>		

Panel (Chassis) Mount		Mating Parts		Accessories
CONNECTOR	P/N	CONNECTOR	P/N	
 <p><b>PANEL CUT-OUT</b></p>	<p><b>LTWPWC-03RMMS-LC7001</b> <b>LTWPWC-03RMMS-LC7002</b></p> <p><b>FEATURES:</b></p> <ul style="list-style-type: none"> <li>• Panel Male Connector, Lock Type</li> <li>• Rear Mounting</li> <li>• IP 67</li> <li>• 20A (2+PE)</li> <li>• Solder Type, Male Contacts</li> <li>• UL and TUV Approved: LTWPWC-03RMMS-LC7002</li> </ul>	 <p><b>LTWPWC-03AFFM-LL7AXX</b></p> <p><b>FEATURES:</b></p> <ul style="list-style-type: none"> <li>• Female Connector</li> <li>• In-line Molded Type</li> <li>• With SR</li> <li>• 20A (2+PE) Female Contacts</li> <li>• IP 67</li> </ul>		
		 <p><b>LTWPWC-03BFFA-LL7001</b></p> <p><b>FEATURES:</b></p> <ul style="list-style-type: none"> <li>• Female Connector</li> <li>• Field Installable</li> <li>• 20A (2+PE) Female Contacts</li> <li>• IP 67</li> </ul>		
 <p><b>PANEL CUT-OUT</b></p>	<p><b>LTWPWC-03RMFS-LC7001</b> <b>LTWPWC-03RMFS-LC7002</b></p> <p><b>FEATURES:</b></p> <ul style="list-style-type: none"> <li>• Panel Male Connector, Lock Type</li> <li>• Rear Mounting</li> <li>• IP 67</li> <li>• 20A (2+PE)</li> <li>• Solder Type, Female Contacts</li> <li>• UL and TUV Approved: LTWPWC-03RMFS-LC7002</li> </ul>	 <p><b>LTWPWC-03AFMM-LL7AXX</b></p> <p><b>FEATURES:</b></p> <ul style="list-style-type: none"> <li>• Female Connector</li> <li>• In-line Molded Type</li> <li>• With SR</li> <li>• 20A (2+PE) Male Contacts</li> <li>• IP 67</li> </ul>		
		 <p><b>LTWPWC-03BFMA-LL7001</b></p> <p><b>FEATURES:</b></p> <ul style="list-style-type: none"> <li>• Female Connector</li> <li>• Field Installable</li> <li>• 20A (2+PE) Male Contacts</li> <li>• IP 67</li> </ul>		

Panel (Chassis) Mount		Mating Parts		Accessories
CONNECTOR	P/N	CONNECTOR	P/N	
 <p><b>PANEL CUT-OUT</b></p>	<p><b>LTWPWCU-04RMMS-LC7001</b> <b>LTWPWCU-04RMMS-LC7002</b></p> <p><b>FEATURES:</b></p> <ul style="list-style-type: none"> <li>• Panel Male Connector, Lock Type</li> <li>• Rear Mounting</li> <li>• IP 67</li> <li>• 20A*3+2A Male Contacts</li> <li>• Solder Type</li> <li>• UL and TUV Approved: LTWPWU-03RMMS-LC7002</li> </ul>	 <p><b>LTWPWCU-04AFFM-LL7AXX</b></p> <p><b>FEATURES:</b></p> <ul style="list-style-type: none"> <li>• Female Connector</li> <li>• In-line Molded Type</li> <li>• With SR</li> <li>• 20A*3+2A Female Contacts</li> <li>• IP 67</li> </ul>		
		 <p><b>LTWPWCU-04AFMM-LL7AXX</b></p> <p><b>FEATURES:</b></p> <ul style="list-style-type: none"> <li>• Female Connector</li> <li>• Male Contact</li> <li>• In-line Molded Type</li> <li>• With SR</li> <li>• 20A*3+2A Male Contacts</li> <li>• IP 67</li> </ul>		
 <p><b>PANEL CUT-OUT</b></p>	<p><b>LTWPWCU-04RMFS-LC7001</b> <b>LTWPWCU-04RMFS-LC7002</b></p> <p><b>FEATURES:</b></p> <ul style="list-style-type: none"> <li>• Panel Male Connector, Lock Type</li> <li>• Rear Mounting</li> <li>• IP 67</li> <li>• 20A*3+2A Female Contacts</li> <li>• Solder Type</li> <li>• UL and TUV Approved: LTWPWU-03RMFS-LC7002</li> </ul>	 <p><b>LTWPWCU-04AFMM-LL7AXX</b></p> <p><b>FEATURES:</b></p> <ul style="list-style-type: none"> <li>• Female Connector</li> <li>• Male Contact</li> <li>• In-line Molded Type</li> <li>• With SR</li> <li>• 20A*3+2A Male Contacts</li> <li>• IP 67</li> </ul>		
		 <p><b>LTWPWCU-04AFMM-LL7AXX</b></p> <p><b>FEATURES:</b></p> <ul style="list-style-type: none"> <li>• Female Connector</li> <li>• Male Contact</li> <li>• In-line Molded Type</li> <li>• With SR</li> <li>• 20A*3+2A Male Contacts</li> <li>• IP 67</li> </ul>		

Male Connector		Mating Parts		Accessories
CONNECTOR	P/N	CONNECTOR	P/N	
 <p><b>PANEL CUT-OUT</b></p> 	<p><b>LTWPWH-03PMMB-SC7001</b></p> <p><b>FEATURES:</b></p> <ul style="list-style-type: none"> <li>• Panel Male Connector</li> <li>• Screw Type</li> <li>• Front Mounting</li> <li>• 25A (2+PE)</li> <li>• IP 67</li> <li>• Screw in Type Male Contacts</li> </ul>		<p><b>LTWPWH-03AFFM-SL7AXX</b></p> <p><b>FEATURES:</b></p> <ul style="list-style-type: none"> <li>• Female Connector</li> <li>• Screw Type with SR</li> <li>• Molded with Cable</li> <li>• 25A (2+PE) Female Pins</li> <li>• IP 67</li> </ul>	
 <p><b>PANEL CUT-OUT</b></p> 	<p><b>LTWPWH-03AMMM-SL7AXX</b></p> <p><b>FEATURES:</b></p> <ul style="list-style-type: none"> <li>• Screw Type with SR</li> <li>• Molded with Cable</li> <li>• 25A (2+PE) Male Pins</li> <li>• IP 67</li> </ul>			