

Multi-stage General Purpose AC/DC EMI Filter

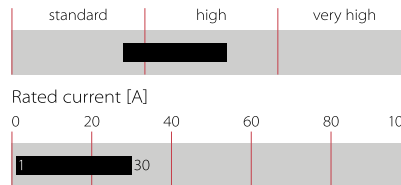


- Rated currents from 1 to 30 A
- High differential and common-mode attenuation
- Optional medical versions (B type)
- Optional safety versions (A type)



Performance indicators

Attenuation performance



Approvals & Compliances



Features and benefits

FN 2060 two-stage filters are designed for easy and fast chassis mounting

FN 2060 B versions without capacitors to earth comply to 1MOP for ME (medical equipment) acc. IEC 60601-1

FN 2060 A version with low capacitance to earth for safety critical applications with necessity for low leakage currents

All filters provide a high conducted attenuation performance, based on chokes with high saturation resistance and excellent thermal behavior

FN 2060 two-stage filters are designed for noisy applications requiring good differential and common-mode attenuation

FN 2060 filters are also available as single-stage filters (FN 2010 series)

Various terminal options allow you to select the desired connection style

Typical applications

Electrical and electronic equipment

Consumer goods

Household equipment

Building automation

Industrial applications

Machinery

Medical equipment

Electronic data processing equipment

Office automation and datacom equipment

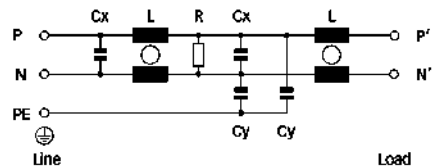
Various noisy applications requiring good filter performance

Technical specifications




Rated voltage*	250 VAC, 50/60 Hz; 250 VDC
Operating frequency	DC to 400 Hz
Rated currents	1 to 30 A @ 40°C max.
High potential test voltage	P -> PE 2000 VAC for 2 sec P -> PE 2500 VAC for 2 sec (B types) P -> N 1100 VDC for 2 sec
Temperature range (operation and storage)	-25°C to +100°C (25/100/21)**
Certified to	UL 1283, CSA 22.2 No. 8 1986, IEC/EN 60939 (applies to AC and DC applications)
Flammability corresponding to	Terminal plastic for -06/-08 version: UL 94 V-0 Laces for -07 version: UL 94 VW-1 Grommet for -07 version: UL 94 V-0
Design corresponding to	UL 1283, CSA 22.2 No. 8 1986, IEC/EN 60939
Oversvoltage category	II acc. IEC 60664-1
Pollution degree	2 acc. IEC 60664-1
Altitude	2000m (above derating applies)**
MTBF @ 40°C/230 V (Mil-HB-217F)	1,650,000 hours (B types) 950,000 hours

* maximum RMS operating voltage at rated frequency or the maximum DC operating voltage
 ** for dedicated requests exceeding this specification (e.g. -40 °C or higher altitude) please contact your local Schaffner Sales office

Typical electrical schematic



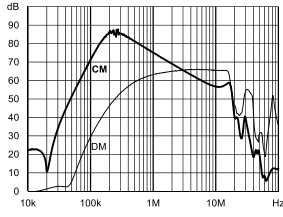
Filter selection table

Filter*	Rated current @ 40°C (25°C)	Leakage current** @ 250 VAC/50 Hz (@ 120 VAC/60 Hz)	Inductance*** L	Capacitance***		Resistance*** R	Input/Output connections			Weight [g]
				Cx	Cy					
	[A]	[mA]	[mH]	[µF]	[nF]	[kΩ]				
FN 2060-1-..	1 (1.2)	0.66 (0.38)	12	0.22	4.7	1000	-06	-07		120
FN 2060-3-..	3 (3.5)	0.66 (0.38)	2.5	0.22	4.7	1000	-06	-07		120
FN 2060-6-..	6 (6.9)	0.66 (0.38)	0.97	0.22	4.7	1000	-06	-07		120
FN 2060-10-..	10 (11.5)	0.66 (0.38)	0.8	0.47	4.7	470	-06	-07	-08	190
FN 2060-12-..	12 (13.8)	0.66 (0.38)	0.58	0.47	4.7	470	-06	-07	-08	190
FN 2060-16-..	16 (18.4)	0.66 (0.38)	0.65	0.33	4.7	1000	-06	-07	-08	260
FN 2060-20-..	20 (23)	0.66 (0.38)	0.6	1	4.7	220	-06		-08	480
FN 2060-30-08	30 (34.5)	0.79 (0.45)	0.6	1	10	220			-08	950
FN 2060A-1-..	1 (1.2)	0.07 (0.04)	12	0.22	0.47	1000	-06	-07		120
FN 2060A-3-..	3 (3.5)	0.07 (0.04)	2.5	0.22	0.47	1000	-06	-07		120
FN 2060A-6-..	6 (6.9)	0.07 (0.04)	0.97	0.22	0.47	1000	-06	-07		120
FN 2060A-10-..	10 (11.5)	0.07 (0.04)	0.8	0.47	0.47	470	-06	-07	-08	190
FN 2060A-12-..	12 (13.8)	0.07 (0.04)	0.58	0.47	0.47	470	-06	-07	-08	190
FN 2060A-16-..	16 (18.4)	0.07 (0.04)	0.65	0.33	0.47	1000	-06	-07	-08	260
FN 2060A-20-..	20 (23)	0.07 (0.04)	0.6	1	0.47	220	-06		-08	480
FN 2060A-30-08	30 (34.5)	0.07 (0.04)	0.6	1	0.47	220			-08	950
FN 2060B-1-..	1 (1.2)	0.00	12	0.22		1000	-06	-07		120
FN 2060B-3-..	3 (3.5)	0.00	2.5	0.22		1000	-06	-07		120
FN 2060B-6-..	6 (6.9)	0.00	0.97	0.22		1000	-06	-07		120
FN 2060B-10-..	10 (11.5)	0.00	0.8	0.47		470	-06	-07	-08	190
FN 2060B-12-..	12 (13.8)	0.00	0.58	0.47		470	-06	-07	-08	190
FN 2060B-16-..	16 (18.4)	0.00	0.65	0.33		1000	-06	-07	-08	260
FN 2060B-20-..	20 (23)	0.00	0.6	1		220	-06		-08	480
FN 2060B-30-08	30 (34.5)	0.00	0.6	1		220			-08	950

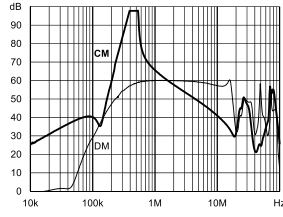
* To compile a complete part number, please replace the .. with the required I/O connection style (e.g. FN 2070-25-08, FN 2070B-10-06).
 ** Maximum leakage under usual AC operating conditions (acc. IEC60939-3). Note: if the neutral line is interrupted, worst case leakage could reach twice this level.
 *** Tolerances apply: Inductance: -30/+50%, Capacitance: ±20%, Resistance: ±10%

Typical filter attenuation

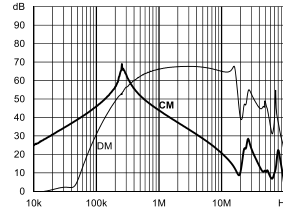
dPer CISPR 17; A=50 Ω/50 Ω sym; B=50 Ω/50 Ω asym; C=0.1 Ω/100 Ω sym; D=100 Ω/0.1 Ω sym



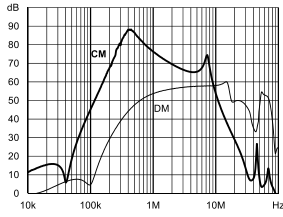
1 A: Standard type



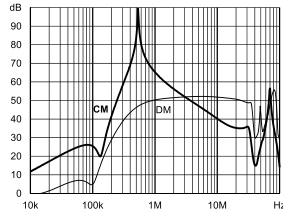
A type



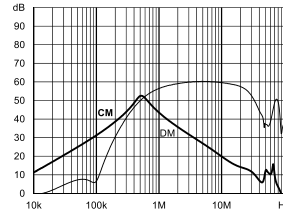
B type



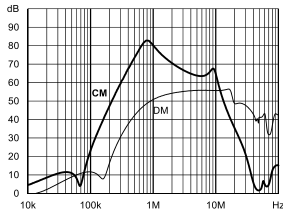
3 A: Standard type



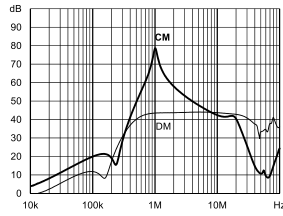
A type



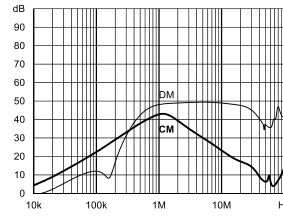
B type



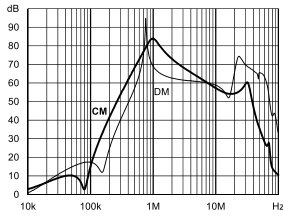
6 A: Standard type



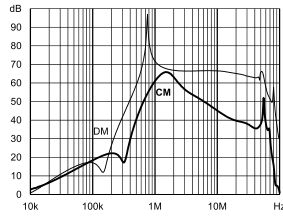
A type



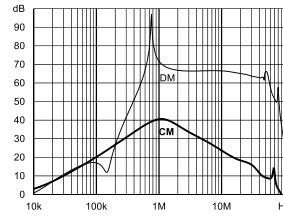
B type



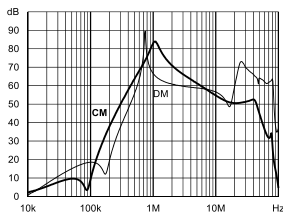
10 A: Standard type



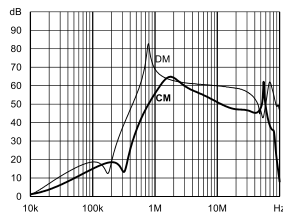
A type



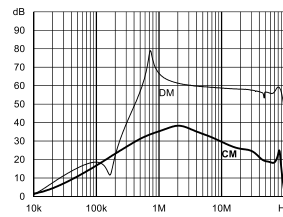
B type



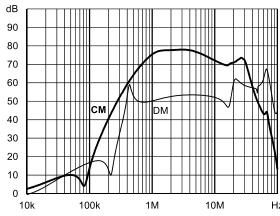
12 A: Standard type



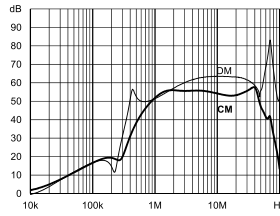
A type



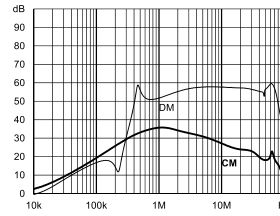
B type



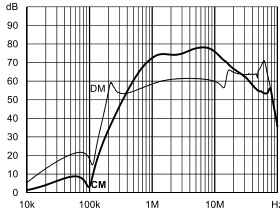
16 A: Standard type



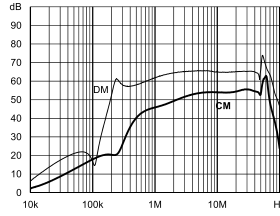
A type



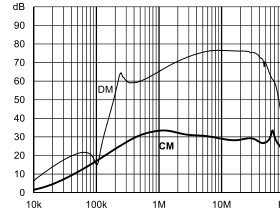
B type



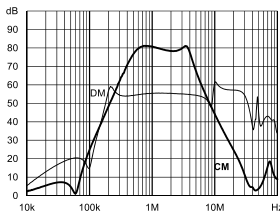
20 A: Standard type



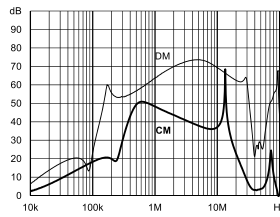
A type



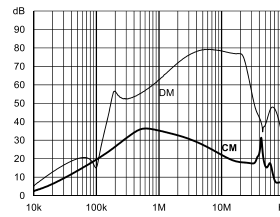
B type



30 A: Standard type



A type

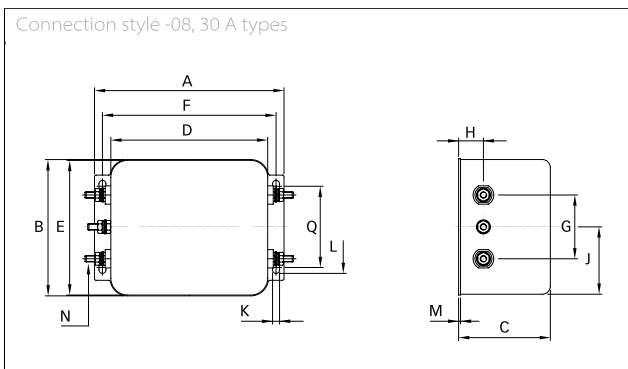
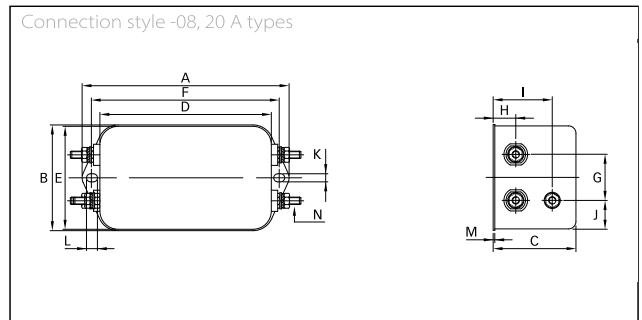
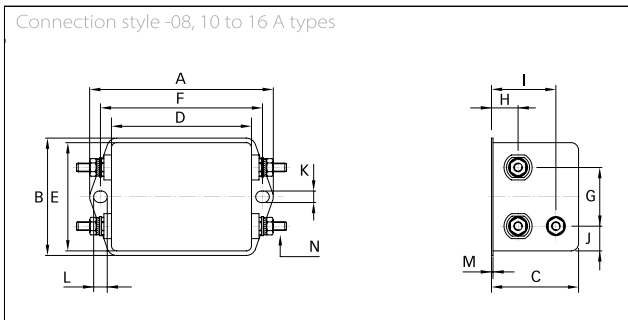
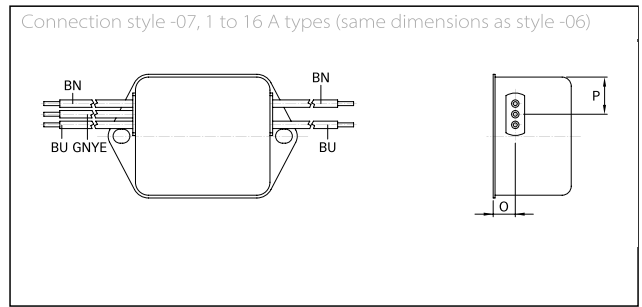
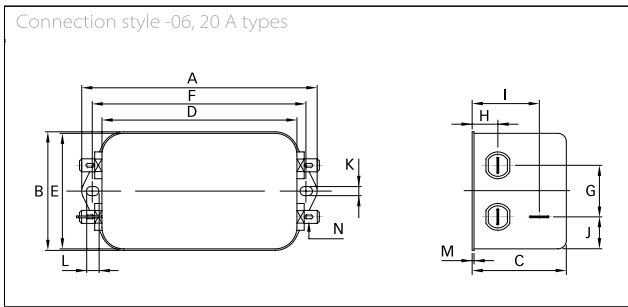
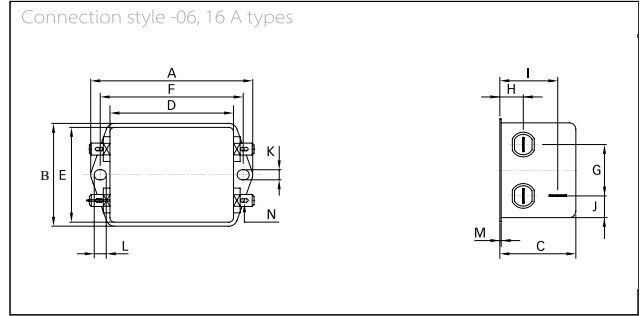
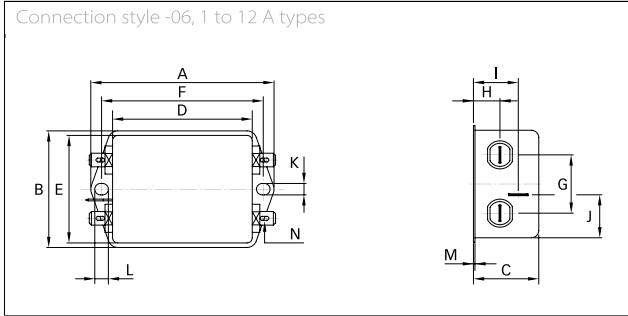


B type

Product selector

FN 2060 x -xx-yy	06	Faston 6.3 × 0.8 mm (spade/soldering)
	07	Wire leads
	08	Studs (M4 screws)
	1 to 30	Rated current
	Blank	Standard version
	A	Safety version
	B	Medical version

Mechanical data



	1 A	3 A	6 A	10 A	12 A	16 A	20 A	30 A	Tolerances
A	71	71	71	85	85	85	113.5 ±1	119 ±1	±0.5
B	46.6	46.6	46.6	54	54	54	57.5 ±1	85.5 ±1	±0.5
C	29.3	29.3	29.3	30.3	30.3	40.3	45.4 ±1	57.6 ±1	±0.5
D	50.5	50.5	50.5	64.8	64.8	64.8	94 ±1	98.5 ±1	±0.5
E	44.5	44.5	44.5	49.8	49.8	49.8	56	84.5	±0.5

F	61	61	61	75	75	75	103	109	±0.3
G	21	21	21	27	27	27	25	40	±0.2
H	10.8	10.8	10.8	12.3	12.3	12.3	12.4	15.6	±0.5
I	19.3	19.3	19.3	20.8	20.8	29.8	32.4		±0.5
J	20.1	20.1	20.1	19.9	19.9	11.4	15.5	42.25	±0.5
K	5.3	5.3	5.3	5.3	5.3	5.3	4.4	4.4	
L	6.3	6.3	6.3	6.3	6.3	6.3	6	7.4	
M	0.7	0.7	0.7	0.7	0.7	0.7	1	1.2	±0.3
Connection style -06									
N	6.3 x 0.8	6.3 x 0.8	6.3 x 0.8	6.3 x 0.8	6.3 x 0.8	6.3 x 0.8	6.3 x 0.8	6.3 x 0.8	
Connection style -07									
O	8.3	8.3	8.3	8.3	8.3	8.3			±0.5
P	14	14	14	14.9	14.9	14.9			
AWG type wire	AWG 20	AWG 20	AWG 18	AWG 18	AWG 16	AWG 16			
Wire length	140	140	140	140	140	140			+5
Connection style -08									
N				M4	M4	M4	M4	M4	
Q								51	±0.2
Recommended torque (Nm)				1.2 - 1.3	1.2 - 1.3	1.2 - 1.3	1.2 - 1.3	1.2 - 1.3	
Earth terminal				1.5 - 1.7	1.5 - 1.7	1.5 - 1.7	1.5 - 1.7		

All dimensions in mm; 1 inch = 25.4 mm
Tolerances according: ISO 2768-m/EN 22768-m

Please visit www.schaffner.com to find more details on filter connections.



Headquarters, global innovation and development

Switzerland
Schaffner Group
Industrie Nord
Nordstrasse 11e
4542 Luterbach



Sales and application centers

China
Schaffner EMC Ltd. Shanghai
T20-3 C, No 565 Chuangye Road,
Pudong district
201201 Shanghai

Spain
Schaffner EMC España
Calle Caléndula 93, Miniparc III, Edificio E
El Soto de Moraleja, Alcobendas
28109 Madrid

T +41 32 681 66 26
info@schaffner.com

T +86 21 3813 9500
cschina@schaffner.com
www.schaffner.com.cn

Finland

Schaffner Oy
 Sauvonrinne 19 H
 08500 Lohja
 T +358 10 567 2855
finlandsales@schaffner.com

France

Schaffner EMC S.A.S.
 16-20 Rue Louis Rameau
 95875 Bezons
 T +33 1 34 34 30 60
 F +33 1 39 47 02 28
francesales@schaffner.com

Germany

Schaffner Deutschland GmbH
 Schoemperlenstrasse 12B
 76185 Karlsruhe
 T +49 721 56910
 F +49 721 569110
germanysales@schaffner.com

India

Schaffner India Pvt. Ltd
 REGUS WORLD TRADE CENTRE
 WTC, 22nd Floor Unit No 2238, Brigade Gateway
 Campus, 26/1, Dr. Rajkumar Road Malleshwaram
 (W)
 560055 Bangalore
 T +91 80 67935355
indiasales@schaffner.com

Italy

Schaffner EMC S.r.l.
 Via Ticino, 30
 20900 Monza (MB)
 T +39 039 21 41 070
italysales@schaffner.com

Japan

Schaffner EMC K.K.
 Taiju-Seimei Sangenjaya Bldg.
 1-32-12, Kamiyama, Setagaya-ku
 154-0011 Tokyo
 T +81 3 5712 3650
 F +81 3 5712 3651
japansales@schaffner.com
www.schaffner.jp

Singapore

Schaffner EMC Pte Ltd.
 #05-09, Kg Ubi Ind. Estate
 408705 Singapore
 T +65 6377 3283
 F +65 6377 3281
singaporesales@schaffner.com

T +34 917 912 900
 F +34 917 912 901
spainsales@schaffner.com

Sweden

Schaffner EMC AB
 Östermalmstorg 1
 114 42 Stockholm
 T +46 8 5050 2425
swedensales@schaffner.com
www.schaffner.com

Switzerland

Schaffner EMV AG
 Industrie Nord
 Nordstrasse 11e
 4542 Luterbach
 T +41 32 681 66 26
switzerlandsales@schaffner.com

Taiwan R.O.C.

Schaffner EMV Ltd.
 20 Floor-2, No 97, Section 1, XinTai 5th Road
 22175 XiZhi District New Taipei City 22175
 T +886 2 2697 5500
 F +886 2 2697 5533
taiwansales@schaffner.com
www.schaffner.com.tw

Thailand

Schaffner EMC Co. Ltd.
 Northern Region Industrial Estate
 67 Moo 4 Tambon Ban Klang
 Amphur Muang P.O. Box 14
 51000 Lamphun
 T +66 53 58 11 04
 F +66 53 58 10 19
thailandsales@schaffner.com

United Kingdom

Schaffner Ltd.
 1, Oakmede Place
 Binfield
 RG42 4JF Berkshire
 T +44 118 9770070
 F +44 118 9792969
uksales@schaffner.com

USA

Schaffner EMC Inc.
 52 Mayfield Avenue
 Edison, New Jersey
 T +1 732 225 9533
 F +1 732 225 4789
usasales@schaffner.com
www.schaffnerusa.com

Schaffner North America

6722 Thirlane Road
 24019 Roanoke, Virginia
 T +1 276 228 7943
 F +1 276 228 7953

Schaffner North America

823 Fairview Road
 24382 Wytheville, Virginia
 T +1 276 228 7943
 F +1 276 228 7258

To find your local partner within Schaffner's global network: www.schaffner.com

© 2018 Schaffner Group

The content of this document has been carefully checked and understood. However, neither Schaffner nor its subsidiaries assume any liability whatsoever for any errors or inaccuracies of this document and the consequences thereof. Published specifications are subject to change without notice. Product suitability for any area of application must ultimately be determined by the customer. In all cases, products must never be operated outside their published specifications. Schaffner does not guarantee the availability of all published products. This disclaimer shall be governed by substantive Swiss law and resulting disputes shall be settled by the courts at the place of business of Schaffner Holding AG. Latest publications and a complete disclaimer can be downloaded from the Schaffner website. All trademarks recognized.