



FUSELESS LOAD FEEDER DIRECT START, 400V AC, SZ. S0, 7...10A, 5.5KW, 24 V DC WITH DIODE ASSEMBLY PLUGGED ONTO THE FRONT SCREW CONNECTION FOR 600MM BUSBAR SYSTEMS, TYPE OF COORDINATION 2, IQ = 150KA (ALSO SATISFIES TYPE OF COORDINATION 1) 1NC + 1NO (CONTACTOR)

Figure similar

product brand name		SIRIUS
Product designation		non-fused load feeders 3RA2
Manufacturer article number		
<ul style="list-style-type: none"> • of the supplied contactor • of the supplied circuit-breakers • of the supplied busbar adapter • of the supplied link module 		3RT2024-1FB40 3RV2021-1JA10 8US1251-5NT10 3RA2921-1BA00

General technical data:

Insulation voltage		
<ul style="list-style-type: none"> • with degree of pollution 3 Rated value 	V	690
Shock resistance		
<ul style="list-style-type: none"> • acc. to IEC 60068-2-27 		6g / 11 ms
Surge voltage resistance Rated value	kV	6
Type of assignment		2
Protection class IP		
<ul style="list-style-type: none"> • on the front 		IP20

Main circuit:

Number of poles for main current circuit		3
Adjustable response value current of the current-dependent overload release	A	7 ... 10
Operating voltage		
<ul style="list-style-type: none"> • Rated value • at AC-3 Rated value maximum 	V	690
	V	690
Operating frequency Rated value	Hz	50 ... 60
Operating current		

<ul style="list-style-type: none"> at AC-3 <ul style="list-style-type: none"> at 400 V Rated value 	A	8.5
Operating power		
<ul style="list-style-type: none"> at AC-3 <ul style="list-style-type: none"> at 400 V Rated value at 500 V Rated value at 690 V Rated value 	W W W	4 000 5 500 7 500
Control circuit/ Control:		
Control supply voltage for DC		
<ul style="list-style-type: none"> Rated value 	V	24
Holding power of the magnet coil for DC	W	5.9
Auxiliary circuit:		
Product expansion Auxiliary switch		Yes
Protective and monitoring functions:		
Trip class		CLASS 10
Design of the overload circuit breaker		thermal (bimetallic)
UL/CSA ratings:		
Full-load current (FLA) for three-phase AC motor		
<ul style="list-style-type: none"> at 480 V Rated value 	A	7.6
yielded mechanical performance [hp]		
<ul style="list-style-type: none"> for three-phase AC motor at 200/208 V Rated value for three-phase AC motor at 220/230 V Rated value for three-phase AC motor at 460/480 V Rated value for three-phase AC motor at 575/600 V Rated value 	metric hp metric hp metric hp metric hp	2 3 5 7.5
Short-circuit:		
Product function Short circuit protection		Yes
Design of the short-circuit trip		magnetic
Conditional short-circuit current (I_q)		
<ul style="list-style-type: none"> at 690 V acc. to IEC 60947-4-1 Rated value at 400 V acc. to IEC 60947-4-1 Rated value at 500 V acc. to IEC 60947-4-1 Rated value 	A A A	4 000 153 000 42 000
Installation/ mounting/ dimensions:		
mounting position		vertical
Mounting type		for snapping onto 60 mm busbar systems
Height	mm	260
Width	mm	45
Depth	mm	165

Required spacing		
• for grounded parts		
— forwards	mm	10
— Backwards	mm	0
— upwards	mm	30
— at the side	mm	9
— downwards	mm	10
• for live parts		
— forwards	mm	10
— Backwards	mm	0
— upwards	mm	30
— downwards	mm	10
— at the side	mm	9

Connections/ Terminals:

Type of electrical connection		
• for main current circuit		
		screw-type terminals

Safety related data:

B10 value with high demand rate acc. to SN 31920		1 000 000
Proportion of dangerous failures		
• with high demand rate acc. to SN 31920	%	73
Protection against electrical shock		finger-safe

Mechanical data:

Size of the circuit-breaker		S0
Size of load feeder		S0

Ambient conditions:

Ambient temperature		
• during operation	°C	-20 ... +60
• during storage	°C	-50 ... +80
• during transport	°C	-50 ... +80

Certificates/ approvals:

General Product Approval	For use in hazardous locations	Declaration of Conformity	Shipping Approval
--------------------------	--------------------------------	---------------------------	-------------------



Shipping Approval	other
-------------------	-------



[Environmental Confirmations](#)

[Declaration of Conformity](#)

[other](#)

Further information

Information- and Downloadcenter (Catalogs, Brochures,...)

<http://www.siemens.com/industrial-controls/catalogs>

Industry Mall (Online ordering system)

<http://www.siemens.com/industrymall>

Cax online generator

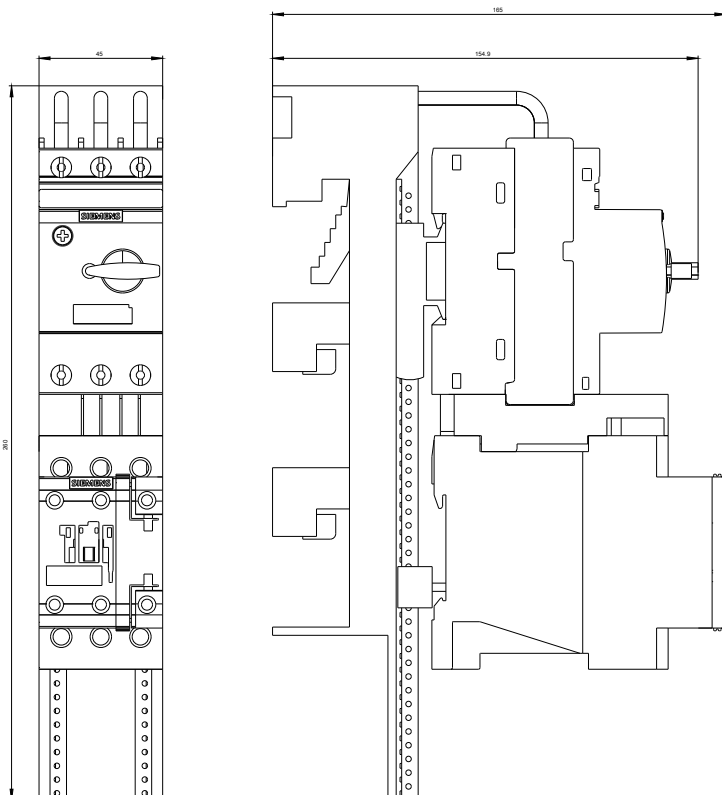
<http://support.automation.siemens.com/WW/CAXorder/default.aspx?lang=en&mfb=3RA21201JD240FB4>

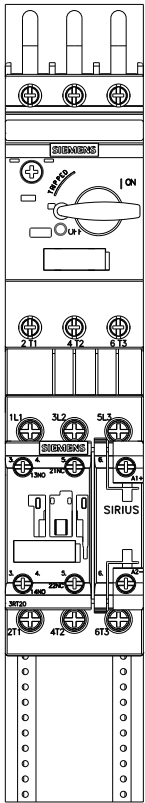
Service&Support (Manuals, Certificates, Characteristics, FAQs,...)

<http://support.automation.siemens.com/WW/view/en/3RA21201JD240FB4/all>

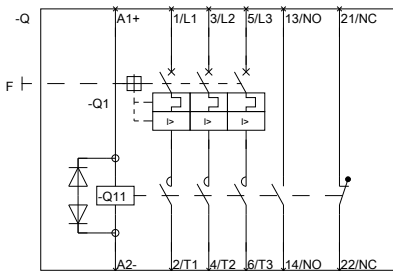
Image database (product images, 2D dimension drawings, 3D models, device circuit diagrams, EPLAN macros, ...)

http://www.automation.siemens.com/bilddb/cax_de.aspx?mfb=3RA21201JD240FB4&lang=en





DREI-PHASENABZWEIG, SICHERUNGSL.



DREI-PHASENABZWEIG, SICHERUNGSL.

last modified:

11.03.2015