

Aluminum Capacitors Axial Standard Miniature

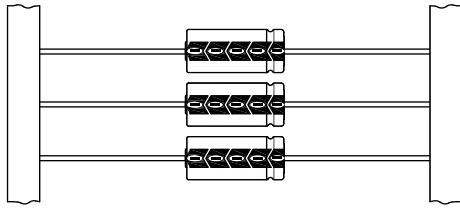
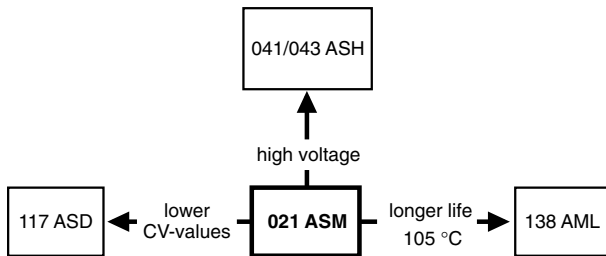


Fig.1 Component outlines



FEATURES

- Polarized aluminum electrolytic capacitors, non-solid electrolyte
- Axial leads, cylindrical aluminum case, insulated with a blue sleeve
- Mounting ring version not available in insulated form
- Taped versions up to case Ø 15 mm x 30 mm available for automatic insertion
- Charge and discharge proof
- Miniaturized, high CV-product per unit volume
- Compliant to RoHS directive 2002/95/EC



RoHS
COMPLIANT

APPLICATIONS

- General purpose, industrial, automotive, audio-video
- Coupling, decoupling, smoothing, filtering, buffering
- Portable and mobile equipment (small size, low mass)
- Low mounting height boards, vibration and shock resistant

| QUICK REFERENCE DATA | | |
|---|----------------------|--------------------|
| DESCRIPTION | VALUE | |
| Nominal case sizes (Ø D x L in mm) | 4.5 x 10 to 10 x 25 | 10 x 30 to 21 x 38 |
| Rated capacitance range, C _R | 0.47 µF to 15 000 µF | |
| Tolerance on C _R | ± 20 % | |
| Rated voltage range, U _R | 6.3 V to 100 V | |
| Category temperature range | - 40 °C to + 85 °C | |
| Endurance test at 85 °C: | | |
| U _R = 6.3 V to 25 V | 1000 h | 5000 h |
| U _R = 40 V to 100 V | 2000 h | 5000 h |
| Endurance test at 105 °C | - | 2000 h |
| Useful life at 85 °C | 2500 h | 8000 h |
| Useful life at 40 °C, 1.4 x IR applied | 70 000 h | 200 000 h |
| Shelf life at 0 V, 85 °C | 500 h | 500 h |
| Based on sectional specification | IEC 60384-4/EN130300 | |
| Climatic category IEC 60068 | 40/085/56 | |

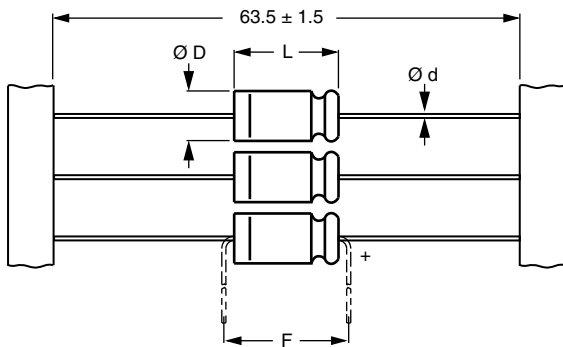
MARKING

The capacitors are marked (where possible) with the following information:

- Rated capacitance (in µF)
- Tolerance on rated capacitance, code letter in accordance with IEC 60062 (M for ± 20 %)
- Rated voltage (in V)
- Upper category temperature (85 °C)
- Date code in accordance with IEC 60062
- Code for factory of origin
- Name of manufacturer
- Negative terminal identification
- Series number (021)

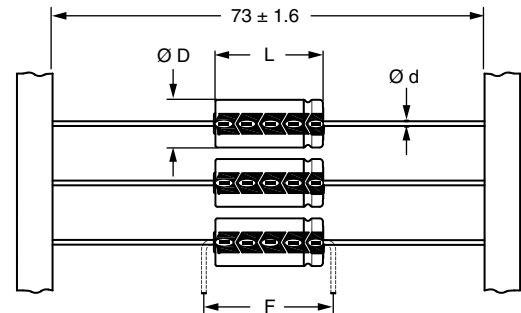
| SELECTION CHART FOR C _R , U _R AND RELEVANT NOMINAL CASE SIZES (Ø D x L in mm) | | | | | | | |
|---|--------------------|----|----|----|----------|----------|----------|
| C _R (µF) | U _R (V) | | | | | | |
| | 6.3 | 10 | 16 | 25 | 40 | 63 | 100 |
| 0.47 | - | - | - | - | - | 4.5 x 10 | - |
| 1.0 | - | - | - | - | - | 4.5 x 10 | 4.5 x 10 |
| 2.2 | - | - | - | - | - | 4.5 x 10 | 4.5 x 10 |
| 3.3 | - | - | - | - | - | 4.5 x 10 | - |
| 4.7 | - | - | - | - | - | 4.5 x 10 | 4.5 x 10 |
| 10 | - | - | - | - | - | 4.5 x 10 | 6 x 10 |
| 15 | - | - | - | - | - | 4.5 x 10 | 8 x 11 |
| | - | - | - | - | - | - | 6.5 x 18 |
| 22 | - | - | - | - | 4.5 x 10 | 6 x 10 | 8 x 11 |
| | - | - | - | - | - | - | 6.5 x 18 |

| SELECTION CHART FOR C_R, U_R AND RELEVANT NOMINAL CASE SIZES (∅ D x L in mm) | | | | | | | |
|---|--------------------|-----------|-----------|-----------|-----------|-----------|-----------|
| C _R (μF) | U _R (V) | | | | | | |
| | 6.3 | 10 | 16 | 25 | 40 | 63 | 100 |
| 33 | - | - | - | - | - | 6 x 10 | 6.5 x 18 |
| 47 | - | - | - | 4.5 x 10 | 6 x 10 | 8 x 11 | 8 x 18 |
| | - | - | - | - | - | 6.5 x 18 | - |
| 68 | - | - | 4.5 x 10 | - | - | 8 x 11 | 10 x 18 |
| | - | - | - | - | - | 6.5 x 18 | - |
| 100 | - | 4.5 x 10 | - | 6 x 10 | 8 x 11 | 8 x 18 | 10 x 25 |
| | - | - | - | - | 6.5 x 18 | - | 10 x 30 |
| 150 | - | - | 6 x 10 | 8 x 11 | 8 x 18 | 10 x 18 | 12.5 x 30 |
| | - | - | - | 6.5 x 18 | - | - | - |
| 220 | - | 6 x 10 | 8 x 11 | 6.5 x 18 | 10 x 18 | 10 x 25 | 12.5 x 30 |
| | - | - | - | - | - | 10 x 30 | - |
| 330 | - | 8 x 11 | 6.5 x 18 | 8 x 18 | 10 x 25 | 12.5 x 30 | 15 x 30 |
| | 470 | 8 x 11 | 6.5 x 18 | 8 x 18 | 10 x 18 | 10 x 25 | 12.5 x 30 |
| - | | - | - | - | 10 x 30 | - | - |
| 680 | - | 8 x 18 | 10 x 18 | 10 x 25 | 12.5 x 30 | 15 x 30 | 18 x 38 |
| | - | - | - | 10 x 30 | - | - | - |
| 1000 | 8 x 18 | 10 x 18 | 10 x 25 | 12.5 x 30 | 12.5 x 30 | 18 x 30 | 21 x 38 |
| | - | - | 10 x 30 | - | - | - | - |
| 1500 | - | 10 x 25 | 12.5 x 30 | 12.5 x 30 | 15 x 30 | 18 x 38 | - |
| | - | 10 x 30 | - | - | - | - | - |
| 2200 | 10 x 25 | 12.5 x 30 | 12.5 x 30 | 15 x 30 | 18 x 30 | 21 x 38 | - |
| 3300 | - | 12.5 x 30 | 15 x 30 | 18 x 30 | 18 x 38 | - | - |
| 4700 | - | 15 x 30 | 18 x 30 | 18 x 38 | 21 x 38 | - | - |
| 6800 | - | 18 x 30 | 18 x 38 | 21 x 38 | - | - | - |
| 10 000 | - | 18 x 38 | 21 x 38 | - | - | - | - |
| 15 000 | - | 21 x 38 | - | - | - | - | - |

DIMENSIONS in millimeters AND AVAILABLE FORMS


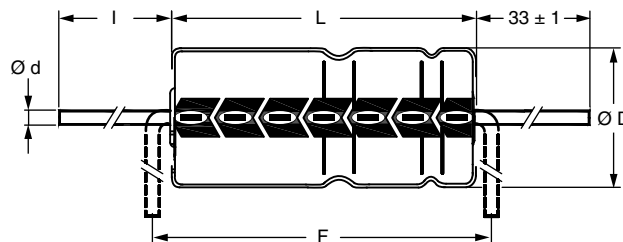
Form BR: Taped on reel
Form BA: Taped in box (ammopack)
 Case ∅ D x L = 4.5 mm x 10 mm to 8 mm x 11 mm

Fig.2 Forms BA and BR



Form BR: Taped on reel
 Case ∅ D x L = 6.5 mm x 18 mm to 15 mm x 30 mm
Form BA: Taped in box (ammopack)
 Case ∅ D x L = 6.5 mm x 18 mm to 10 mm x 25 mm

Fig.3 Forms BA and BR



Form AA: Axial in box
 Case ∅ D x L = 10 mm x 30 mm to 21 mm x 38 mm

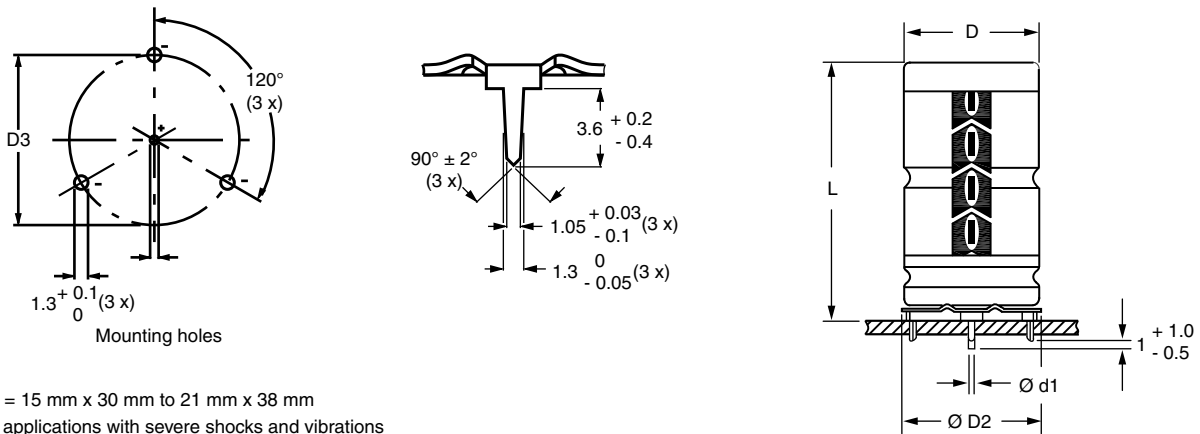
Fig.4 Form AA

Table 1

| AXIAL; DIMENSIONS in millimeters, MASS AND PACKAGING QUANTITIES | | | | | | | | | | |
|---|-----------|----------------------------|--------|---------------------|-------------------|-------------------|----------|----------------------|---------|---------|
| NOMINAL CASE SIZE Ø D x L | CASE CODE | AXIAL: FORM AA, BA, and BR | | | | | MASS (g) | PACKAGING QUANTITIES | | |
| | | Ø d | l | Ø D _{max.} | L _{max.} | F _{min.} | | FORM AA | FORM BA | FORM BR |
| 4.5 x 10 | 2 | 0.6 | - | 5.0 | 10.5 | 15 | ≈ 0.5 | - | 1000 | 3000 |
| 6 x 10 | 3 | 0.6 | - | 6.3 | 10.5 | 15 | ≈ 0.7 | - | 1000 | 1000 |
| 8 x 11 | 5a | 0.6 | - | 8.5 | 11.5 | 15 | ≈ 1.1 | - | 500 | 500 |
| 6.5 x 18 | 4 | 0.8 | - | 6.9 | 18.5 | 25 | ≈ 1.3 | - | 1000 | 1000 |
| 8 x 18 | 5 | 0.8 | - | 8.5 | 18.5 | 25 | ≈ 1.7 | - | 500 | 500 |
| 10 x 18 | 6 | 0.8 | - | 10.5 | 18.5 | 25 | ≈ 2.5 | - | 500 | 500 |
| 10 x 25 | 7 | 0.8 | - | 10.5 | 25.5 | 30 | ≈ 3.3 | - | 500 | 500 |
| 10 x 30 | 00 | 0.8 | 55 ± 1 | 10.5 | 30.5 | 35 | ≈ 4.8 | 340 | - | 500 |
| 12.5 x 30 | 01 | 0.8 | 55 ± 1 | 13.0 | 30.5 | 35 | ≈ 7.4 | 260 | - | 400 |
| 15 x 30 | 02 | 0.8 | 55 ± 1 | 15.5 | 30.5 | 35 | ≈ 11.7 | 200 | - | 250 |
| 18 x 30 | 03 | 0.8 | 55 ± 1 | 18.5 | 30.5 | 35 | ≈ 12.9 | 120 | - | - |
| 18 x 38 | 04 | 0.8 | 34 ± 1 | 18.5 | 39.5 | 44 | ≈ 19.0 | 125 | - | - |
| 21 x 38 | 05 | 0.8 | 34 ± 1 | 21.5 | 39.5 | 44 | ≈ 24.0 | 100 | - | - |

Note

Detailed tape dimensions see section 'PACKAGING'.



Form MR:

Case Ø D x L = 15 mm x 30 mm to 21 mm x 38 mm

Especially for applications with severe shocks and vibrations

Fig.5 Mounting hole diagramm and outline. Form MR: with mounting ring and pins

Table 2

| MOUNTING RING; DIMENSIONS in millimeters, MASS AND PACKAGING QUANTITIES | | | | | | | | |
|---|-----------|------------------------|-----------|----------------------|------------|-------------------|----------|----------------------|
| NOMINAL CASE SIZE Ø D x L | CASE CODE | MOUNTING RING: FORM MR | | | | | MASS (g) | PACKAGING QUANTITIES |
| | | Ø d1 | Ø d2 | Ø D _{2max.} | D3 | L _{max.} | | |
| 15 x 30 | 02 | 0.8 | 1.0 + 0.4 | 17.5 | 16.5 ± 0.2 | 33 | ≈ 11.7 | 200 |
| 18 x 30 | 03 | 0.8 | 1.0 + 0.4 | 19.5 | 18.5 ± 0.2 | 33 | ≈ 12.9 | 240 |
| 18 x 38 | 04 | 0.8 | 1.0 + 0.4 | 19.5 | 18.5 ± 0.2 | 42 | ≈ 19.0 | 100 |
| 21 x 38 | 05 | 0.8 | 1.0 + 0.4 | 22.5 | 21.5 ± 0.2 | 42 | ≈ 24.0 | 100 |



Aluminum Capacitors
Axial Standard Miniature

Vishay BCcomponents

| ELECTRICAL DATA | |
|-----------------|--|
| SYMBOL | DESCRIPTION |
| C_R | rated capacitance at 100 Hz, tolerance $\pm 20\%$ |
| I_R | rated RMS ripple current at 100 Hz, 85 °C |
| I_{L5} | max. leakage current after 5 min at U_R |
| $\tan \delta$ | max. dissipation factor at 100 Hz |
| ESR | equivalent series resistance at 100 Hz (calculated from $\tan \delta_{max.}$ and C_R) |
| Z | max. impedance at 10 kHz |

ORDERING EXAMPLE

Electrolytic capacitor 021 series

1000 μ F/16 V; $\pm 20\%$

Nominal case size: $\varnothing 10$ mm x 25 mm; Form BA

Ordering code: MAL202190518E3

Former 12 NC: 2222 021 90518

Note

Unless otherwise specified, all electrical values in table 3 apply at $T_{amb} = 20\text{ °C}$, $P = 86\text{ kPa}$ to 106 kPa , $RH = 45\%$ to 75% .

Table 3

| ELECTRICAL DATA AND ORDERING INFORMATION | | | | | | | | | | | |
|--|-------------------------------|--|----------------------------------|---------------------------------|-------------------------|-------------------------------|-----------------------------|----------------------------|--------------------------------|-------------------------------|--------------------------------|
| U_R (V) | C_R 100 Hz (μ F) | NOMINAL CASE SIZE $\varnothing D \times L$ (mm) | I_R 100 Hz 85 °C (mA) | I_{L5} 5 min (μ A) | $\tan \delta$ 100 Hz | ESR 100 Hz (Ω) | Z 10 kHz (Ω) | ORDERING CODE MAL2021..... | | | |
| | | | | | | | | IN BOX FORM AA | TAPED ON REEL FORM BR | TAPED IN BOX FORM BA | MOUNTING RING FORM MR |
| 6.3 | 470 | 8 x 11 | 260 | 10 | 0.25 | 0.850 | 0.640 | - | 23471E3 | 33471E3 | - |
| | 1000 | 8 x 18 | 440 | 17 | 0.25 | 0.400 | 0.500 | - | 23102E3 | 33102E3 | - |
| | 2200 | 10 x 25 | 710 | 32 | 0.29 | 0.210 | 0.160 | - | 90588E3 | 90589E3 | - |
| 10 | 100 | 4.5 x 10 | 100 | 6 | 0.20 | 3.200 | 2.000 | - | 24101E3 | 34101E3 | - |
| | 220 | 6 x 10 | 160 | 8.4 | 0.20 | 1.500 | 0.910 | - | 24221E3 | 34221E3 | - |
| | 330 | 8 x 11 | 230 | 11 | 0.20 | 1.000 | 0.610 | - | 24331E3 | 34331E3 | - |
| | 470 | 6.5 x 18 | 310 | 13 | 0.20 | 0.680 | 0.430 | - | 24471E3 | 34471E3 | - |
| | 680 | 8 x 18 | 400 | 18 | 0.20 | 0.470 | 0.290 | - | 24681E3 | 34681E3 | - |
| | 1000 | 10 x 18 | 550 | 24 | 0.20 | 0.320 | 0.200 | - | 24102E3 | 34102E3 | - |
| | 1500 | 10 x 25 | 690 | 34 | 0.23 | 0.250 | 0.180 | - | 90524E3 | 90525E3 | - |
| | 1500 | 10 x 30 | 740 | 34 | 0.23 | 0.245 | 0.180 | 14152E3 | 24152E3 | - | - |
| | 2200 | 12.5 x 30 | 980 | 48 | 0.25 | 0.177 | 0.095 | 14222E3 | 24222E3 | - | - |
| | 3300 | 12.5 x 30 | 1090 | 70 | 0.27 | 0.128 | 0.095 | 14332E3 | 24332E3 | - | - |
| | 4700 | 15 x 30 | 1320 | 98 | 0.29 | 0.100 | 0.070 | 14472E3 | 24472E3 | - | 44472E3 |
| | 6800 | 18 x 30 | 1590 | 140 | 0.34 | 0.079 | 0.065 | 14682E3 | - | - | 44682E3 |
| | 10 000 | 18 x 38 | 2090 | 204 | 0.40 | 0.064 | 0.040 | 14103E3 | - | - | 44103E3 |
| 15 000 | 21 x 38 | 2250 | 304 | 0.50 | 0.054 | 0.035 | 14153E3 | - | - | 44153E3 | |
| 16 | 68 | 4.5 x 10 | 90 | 6.2 | 0.16 | 3.800 | 2.400 | - | 25689E3 | 35689E3 | - |
| | 150 | 6 x 10 | 140 | 8.8 | 0.16 | 1.700 | 1.100 | - | 25151E3 | 35151E3 | - |
| | 220 | 8 x 11 | 210 | 11 | 0.16 | 1.200 | 0.730 | - | 25221E3 | 35221E3 | - |
| | 330 | 6.5 x 18 | 290 | 15 | 0.16 | 0.770 | 0.480 | - | 25331E3 | 35331E3 | - |
| | 470 | 8 x 18 | 380 | 19 | 0.16 | 0.550 | 0.340 | - | 25471E3 | 35471E3 | - |
| | 680 | 10 x 18 | 500 | 26 | 0.16 | 0.380 | 0.240 | - | 25681E3 | 35681E3 | - |
| | 1000 | 10 x 25 | 660 | 36 | 0.16 | 0.260 | 0.180 | - | 90517E3 | 90518E3 | - |
| | 1000 | 10 x 30 | 700 | 36 | 0.16 | 0.260 | 0.175 | 15102E3 | 25102E3 | - | - |
| | 1500 | 12.5 x 30 | 950 | 52 | 0.19 | 0.205 | 0.095 | 15152E3 | 25152E3 | - | - |
| | 2200 | 12.5 x 30 | 1040 | 74 | 0.21 | 0.150 | 0.095 | 15222E3 | 25222E3 | - | - |
| | 3300 | 15 x 30 | 1290 | 110 | 0.23 | 0.111 | 0.070 | 15332E3 | 25332E3 | - | 45332E3 |
| | 4700 | 18 x 30 | 1560 | 154 | 0.25 | 0.087 | 0.065 | 15472E3 | - | - | 45472E3 |
| | 6800 | 18 x 38 | 2040 | 222 | 0.30 | 0.070 | 0.040 | 15682E3 | - | - | 45682E3 |
| 10 000 | 21 x 38 | 2170 | 324 | 0.36 | 0.058 | 0.035 | 15103E3 | - | - | 45103E3 | |
| 25 | 47 | 4.5 x 10 | 80 | 6.4 | 0.14 | 4.800 | 2.600 | - | 26479E3 | 36479E3 | - |
| | 100 | 6 x 10 | 150 | 9 | 0.14 | 2.300 | 1.200 | - | 26101E3 | 36101E3 | - |
| | 150 | 8 x 11 | 190 | 12 | 0.14 | 1.500 | 0.800 | - | 90534E3 | 90535E3 | - |
| | 150 | 6.5 x 18 | 210 | 12 | 0.14 | 1.500 | 0.800 | - | 26151E3 | 36151E3 | - |
| | 220 | 6.5 x 18 | 250 | 15 | 0.14 | 1.000 | 0.550 | - | 26221E3 | 36221E3 | - |
| | 330 | 8 x 18 | 340 | 21 | 0.14 | 0.680 | 0.360 | - | 26331E3 | 36331E3 | - |
| | 470 | 10 x 18 | 450 | 28 | 0.14 | 0.480 | 0.260 | - | 26471E3 | 36471E3E | - |
| | 680 | 10 x 25 | 560 | 38 | 0.14 | 0.330 | 0.180 | - | 90527E3 | 90528E3 | - |
| | 680 | 10 x 30 | 640 | 38 | 0.14 | 0.323 | 0.175 | 16681E3 | 26681E3 | - | - |
| | 1000 | 12.5 x 30 | 840 | 54 | 0.14 | 0.220 | 0.095 | 16102E3 | 26102E3 | - | - |
| | 1500 | 12.5 x 30 | 950 | 79 | 0.17 | 0.179 | 0.095 | 16152E3 | 26152E3 | - | - |



| ELECTRICAL DATA AND ORDERING INFORMATION | | | | | | | | | | | |
|--|----------------------------------|---|---|----------------------------------|-----------------|----------------------|--------------------|----------------------------|--------------------------------|-------------------------------|--------------------------------|
| U _R (V) | C _R 100 Hz (µF) | NOMINAL CASE SIZE Ø D x L (mm) | I _R 100 Hz 85 °C (mA) | I _{L5} 5 min (µA) | tan δ 100 Hz | ESR 100 Hz (Ω) | Z 10 kHz (Ω) | ORDERING CODE MAL2021..... | | | |
| | | | | | | | | IN BOX FORM AA | TAPED ON REEL FORM BR | TAPED IN BOX FORM BA | MOUNTING RING FORM MR |
| 25 | 2200 | 15 x 30 | 1180 | 114 | 0.19 | 0.132 | 0.070 | 16222E3 | 26222E3 | - | 46222E3 |
| | 3300 | 18 x 30 | 1470 | 169 | 0.21 | 0.099 | 0.065 | 16332E3 | - | - | 46332E3 |
| | 4700 | 18 x 38 | 1920 | 239 | 0.23 | 0.079 | 0.040 | 16472E3 | - | - | 46472E3 |
| | 6800 | 21 x 38 | 2070 | 344 | 0.28 | 0.064 | 0.035 | 16682E3 | - | - | 46682E3 |
| 40 | 22 | 4.5 x 10 | 60 | 5.8 | 0.11 | 8.000 | 3.200 | - | 27229E3 | 37229E3 | - |
| | 47 | 6 x 10 | 110 | 7.8 | 0.11 | 3.800 | 1.500 | - | 27479E3 | 37479E3 | - |
| | 100 | 8 x 11 | 170 | 12 | 0.11 | 1.800 | 0.700 | - | 90537E3 | 90538E3 | - |
| | 100 | 6.5 x 18 | 190 | 12 | 0.11 | 1.800 | 0.700 | - | 27101E3 | 37101E3 | - |
| | 150 | 8 x 18 | 250 | 16 | 0.11 | 1.100 | 0.470 | - | 27151E3 | 37151E3 | - |
| | 220 | 10 x 18 | 330 | 22 | 0.11 | 0.800 | 0.320 | - | 27221E3 | 37221E3 | - |
| | 330 | 10 x 25 | 430 | 30 | 0.11 | 0.530 | 0.210 | - | 27331E3 | 37331E3 | - |
| | 470 | 10 x 25 | 520 | 42 | 0.11 | 0.370 | 0.180 | - | 90514E3 | 90515E3 | - |
| | 470 | 10 x 30 | 590 | 42 | 0.12 | 0.404 | 0.175 | 17471E3 | 27471E3 | - | - |
| | 680 | 12.5 x 30 | 800 | 58 | 0.12 | 0.297 | 0.110 | 17681E3 | 27681E3 | - | - |
| | 1000 | 12.5 x 30 | 900 | 84 | 0.12 | 0.190 | 0.110 | 17102E3 | 27102E3 | - | - |
| | 1500 | 15 x 30 | 1120 | 124 | 0.15 | 0.159 | 0.070 | 17152E3 | 27152E3 | - | 47152E3 |
| | 2200 | 18 x 30 | 1390 | 180 | 0.17 | 0.118 | 0.065 | 17222E3 | - | - | 47222E3 |
| | 3300 | 18 x 38 | 1810 | 268 | 0.19 | 0.090 | 0.040 | 17332E3 | - | - | 47332E3 |
| 4700 | 21 x 38 | 1940 | 380 | 0.21 | 0.072 | 0.035 | 17472E3 | - | - | 47472E3 | |
| 63 | 0.47 | 4.5 x 10 | 8 | 4.1 | 0.09 | 310.0 | 120.0 | - | 28477E3 | 38477E3 | - |
| | 1 | 4.5 x 10 | 12 | 4.1 | 0.09 | 150.0 | 55.00 | - | 28108E3 | 38108E3 | - |
| | 2.2 | 4.5 x 10 | 21 | 4.3 | 0.09 | 65.00 | 25.00 | - | 28228E3 | 38228E3 | - |
| | 3.3 | 4.5 x 10 | 25 | 4.4 | 0.09 | 44.00 | 17.00 | - | 28338E3 | 38338E3 | - |
| | 4.7 | 4.5 x 10 | 31 | 4.6 | 0.09 | 31.00 | 12.00 | - | 28478E3 | 38478E3 | - |
| | 10 | 4.5 x 10 | 50 | 5.3 | 0.08 | 13.00 | 5.500 | - | 28109E3 | 38109E3 | - |
| | 15 | 4.5 x 10 | 55 | 5.9 | 0.08 | 8.500 | 3.700 | - | 28159E3 | 38159E3 | - |
| | 22 | 6 x 10 | 90 | 6.8 | 0.08 | 5.800 | 2.500 | - | 28229E3 | 38229E3 | - |
| | 33 | 6 x 10 | 100 | 8.2 | 0.08 | 3.900 | 1.700 | - | 28339E3 | 38339E3 | - |
| | 47 | 8 x 11 | 140 | 10 | 0.08 | 2.700 | 1.200 | - | 90541E3 | 90542E3 | - |
| | 47 | 6.5 x 18 | 150 | 10 | 0.08 | 2.700 | 1.200 | - | 28479E3 | 38479E3 | - |
| | 68 | 8 x 11 | 160 | 13 | 0.08 | 1.900 | 0.810 | - | 90544E3 | 90545E3 | - |
| | 68 | 6.5 x 18 | 170 | 13 | 0.08 | 1.900 | 0.810 | - | 28689E3 | 38689E3 | - |
| | 100 | 8 x 18 | 250 | 17 | 0.08 | 1.300 | 0.550 | - | 28101E3 | 38101E3 | - |
| | 150 | 10 x 18 | 320 | 23 | 0.08 | 0.850 | 0.370 | - | 28151E3 | 38151E3 | - |
| | 220 | 10 x 25 | 430 | 32 | 0.08 | 0.600 | 0.250 | - | 90511E3 | 90512E3 | - |
| | 220 | 10 x 30 | 480 | 32 | 0.08 | 0.614 | 0.260 | 18221E3 | 28221E3 | - | - |
| | 330 | 12.5 x 30 | 610 | 46 | 0.08 | 0.409 | 0.190 | 18331E3 | 28331E3 | - | - |
| 470 | 12.5 x 30 | 700 | 63 | 0.08 | 0.287 | 0.130 | 18471E3 | 28471E3 | - | - | |
| 680 | 15 x 30 | 890 | 90 | 0.08 | 0.199 | 0.095 | 18681E3 | 28681E3 | - | 48681E3 | |
| 1000 | 18 x 30 | 1170 | 130 | 0.08 | 0.135 | 0.075 | 18102E3 | - | - | 48102E3 | |
| 1500 | 18 x 38 | 1530 | 193 | 0.11 | 0.122 | 0.045 | 18152E3 | - | - | 48152E3 | |
| 2200 | 21 x 38 | 1780 | 281 | 0.13 | 0.099 | 0.040 | 18222E3 | - | - | 48222E3 | |
| 100 | 1 | 4.5 x 10 | 14 | 4.2 | 0.08 | 130.0 | 90.00 | - | 29108E3 | 39108E3 | - |
| | 2.2 | 4.5 x 10 | 20 | 4.4 | 0.08 | 58.00 | 41.00 | - | 29228E3 | 39228E3 | - |
| | 4.7 | 4.5 x 10 | 30 | 4.9 | 0.08 | 27.00 | 19.00 | - | 29478E3 | 39478E3 | - |
| | 10 | 6 x 10 | 65 | 6 | 0.08 | 13.00 | 9.000 | - | 29109E3 | 39109E3 | - |
| | 15 | 8 x 11 | 77 | 7 | 0.08 | 8.500 | 6.000 | - | 90547E3 | 90548E3 | - |
| | 15 | 6.5 x 18 | 85 | 7 | 0.08 | 8.500 | 6.000 | - | 29159E3 | 39159E3 | - |
| | 22 | 8 x 11 | 95 | 8.4 | 0.08 | 5.800 | 4.100 | - | 90551E3 | 90552E3 | - |
| | 22 | 6.5 x 18 | 100 | 8.4 | 0.08 | 5.800 | 4.100 | - | 29229E3 | 39229E3 | - |
| | 33 | 6.5 x 18 | 120 | 10.6 | 0.08 | 3.900 | 2.700 | - | 29339E3 | 39339E3 | - |
| | 47 | 8 x 18 | 160 | 13.4 | 0.08 | 2.700 | 1.900 | - | 29479E3 | 39479E3 | - |
| | 68 | 10 x 18 | 220 | 17.6 | 0.08 | 1.900 | 1.300 | - | 29689E3 | 39689E3 | - |
| | 100 | 10 x 25 | 300 | 24 | 0.08 | 1.300 | 0.900 | - | 90531E3 | 90532E3 | - |
| | 100 | 10 x 30 | 340 | 24 | 0.07 | 1.150 | 1.000 | 19101E3 | 29101E3 | - | - |
| | 150 | 12.5 x 30 | 490 | 34 | 0.07 | 0.645 | 0.610 | 19151E3 | 29151E3 | - | - |
| | 220 | 12.5 x 30 | 560 | 48 | 0.08 | 0.610 | 0.560 | 19221E3 | 29221E3 | - | - |
| | 330 | 15 x 30 | 740 | 70 | 0.09 | 0.420 | 0.400 | 19331E3 | 29331E3 | - | 49331E3 |
| | 470 | 18 x 30 | 980 | 98 | 0.09 | 0.310 | 0.290 | 19471E3 | - | - | 49471E3 |
| | 680 | 18 x 38 | 1260 | 140 | 0.09 | 0.195 | 0.180 | 19681E3 | - | - | 49681E3 |
| 1000 | 21 x 38 | 1470 | 204 | 0.10 | 0.160 | 0.150 | 19102E3 | - | - | 49102E3 | |

| ADDITIONAL ELECTRICAL DATA | | | |
|------------------------------------|-----------------------------------|--|---------------|
| PARAMETER | CONDITIONS | VALUE | |
| | | AXIAL | MOUNTING RING |
| Voltage | | | |
| Surge voltage | | $U_S \leq 1.15 \times U_R$ | |
| Reverse voltage | | $U_{rev} \leq 1 \text{ V}$ | |
| Current | | | |
| Leakage current | After 1 min at U_R | $I_{L1} \leq 0.006 C_R \times U_R + 4 \mu\text{A}$ | |
| | After 5 min at U_R | $I_{L5} \leq 0.002 C_R \times U_R + 4 \mu\text{A}$ | |
| Inductance | | | |
| Equivalent series inductance (ESL) | Case $\varnothing D \times L$ mm: | | |
| | 4.5 x 10 | typ. 10 nH | - |
| | 6 x 10 | typ. 22 nH | - |
| | 8 x 11 | typ. 85 nH | - |
| | 6.5 x 18 | typ. 25 nH | - |
| | 8 x 18 | typ. 40 nH | - |
| | 10 x 18 | typ. 61 nH | - |
| | 10 x 25 | typ. 38 nH | - |
| | 10 x 30 | typ. 38 nH | - |
| | 12.5 x 30 | typ. 46 nH | - |
| | 15 x 30 | typ. 48 nH | typ. 39 nH |
| | 18 x 30 | typ. 50 nH | typ. 39 nH |
| 18 x 38 | typ. 54 nH | typ. 39 nH | |
| 21 x 38 | typ. 59 nH | typ. 39 nH | |

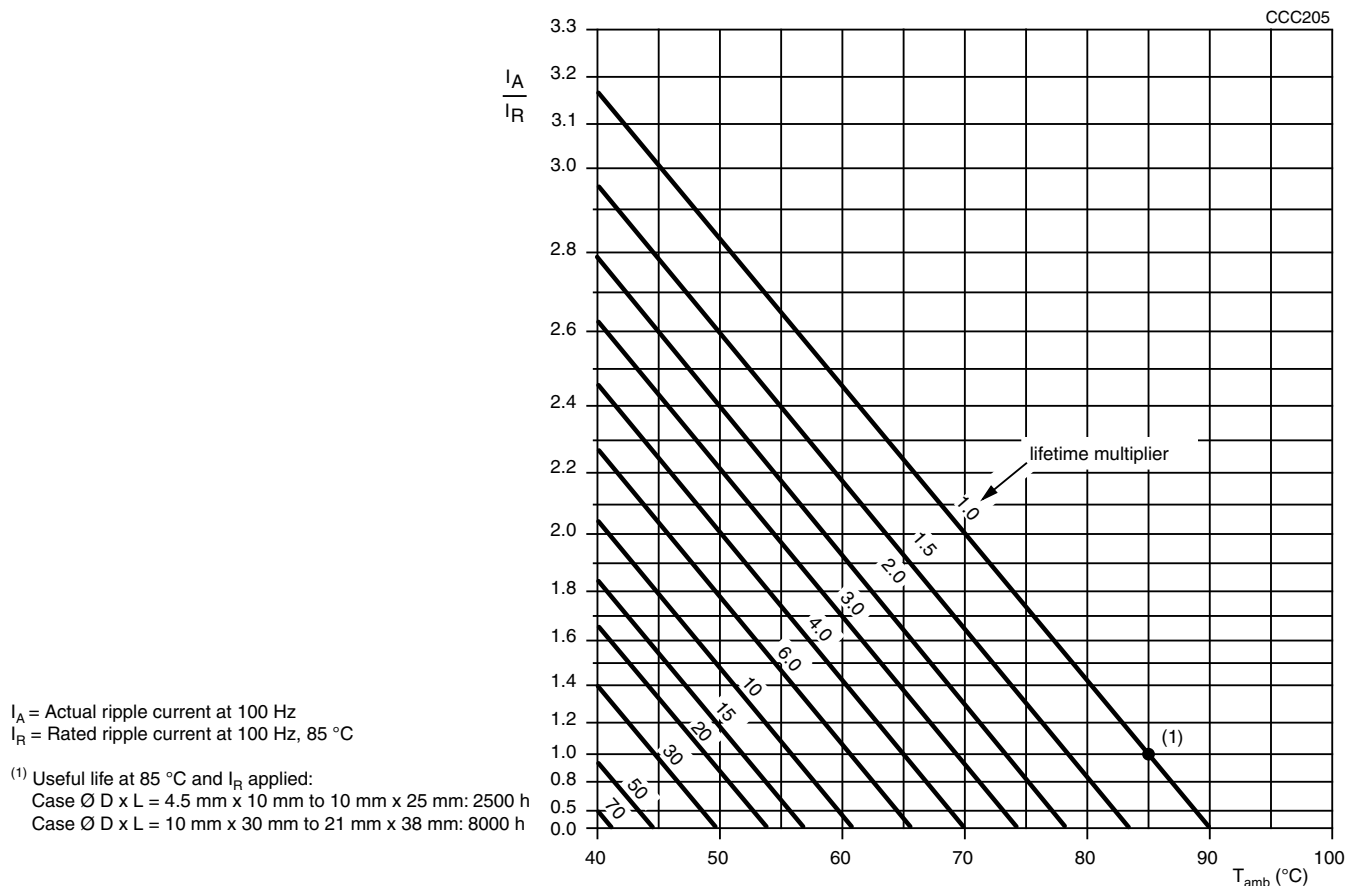
RIPPLE CURRENT AND USEFUL LIFE


Fig.6 Multiplier of useful life as a function of ambient temperature and ripple current load

Table 4

| MULTIPLIER OF RIPPLE CURRENT (I_R) AS A FUNCTION OF FREQUENCY | | | |
|---|--|---------------------------------------|--|
| FREQUENCY (Hz) | I_R MULTIPLIER | | |
| | $U_R = 6.3 \text{ V to } 16 \text{ V}$ | $U_R = 25 \text{ V to } 40 \text{ V}$ | $U_R = 63 \text{ V to } 100 \text{ V}$ |
| 50 | 0.95 | 0.90 | 0.85 |
| 100 | 1.00 | 1.00 | 1.00 |
| 300 | 1.07 | 1.12 | 1.20 |
| 1000 | 1.12 | 1.20 | 1.30 |
| 3000 | 1.15 | 1.25 | 1.35 |
| $\geq 10\,000$ | 1.20 | 1.30 | 1.40 |

Table 5

| TEST PROCEDURES AND REQUIREMENTS | | | |
|--|--|---|--|
| TEST | | PROCEDURE (quick reference) | REQUIREMENTS |
| NAME OF TEST | REFERENCE | | |
| Endurance | IEC 60384-4/ EN130300 subclause 4.13 | $T_{amb} = 85 \text{ }^\circ\text{C}$; U_R applied; case $\emptyset D \times L = 4.5 \text{ mm} \times 10 \text{ mm}$ to $10 \text{ mm} \times 25 \text{ mm}$: $U_R = 6.3 \text{ V to } 25 \text{ V}$: 1000 h; $U_R = 40 \text{ V to } 100 \text{ V}$: 2000 h; case $\emptyset D \times L = 10 \text{ mm} \times 30 \text{ mm}$ to $21 \text{ mm} \times 38 \text{ mm}$: $U_R = 6.3 \text{ to } 100 \text{ V}$: 5000 h | $U_R \leq 6.3 \text{ V}$; $\Delta C/C$: + 15 %/- 30 % $U_R > 6.3 \text{ V}$; $\Delta C/C$: $\pm 15 \%$ $\tan \delta \leq 1.3 \times \text{spec. limit}$ $Z \leq 2 \times \text{spec. limit}$ $I_{L5} \leq \text{spec. limit}$ |
| | | $T_{amb} = 105 \text{ }^\circ\text{C}$; U_R applied; case $\emptyset D \times L = 10 \text{ mm} \times 30 \text{ mm}$ to $21 \text{ mm} \times 38 \text{ mm}$: 2000 h | $\Delta C/C$: $\leq \pm 20 \%$ $\tan \delta \leq 1.6 \times \text{spec. limit}$ $Z \leq 2 \times \text{spec. limit}$ $I_{L5} \leq \text{spec. limit}$ |
| Useful life | CECC 30301 subclause 1.8.1 | $T_{amb} = 85 \text{ }^\circ\text{C}$; U_R and I_R applied; case $\emptyset D \times L = 4.5 \text{ mm} \times 10 \text{ mm}$ to $10 \text{ mm} \times 25 \text{ mm}$: 2500 h; case $\emptyset D \times L = 10 \text{ mm} \times 30 \text{ mm}$ to $21 \text{ mm} \times 38 \text{ mm}$: 8000 h | $U_R \leq 6.3 \text{ V}$; $\Delta C/C$: + 45 %/- 50 % $U_R > 6.3 \text{ V}$; $\Delta C/C$: $\pm 45 \%$ $\tan \delta \leq 3 \times \text{spec. limit}$ $Z \leq 3 \times \text{spec. limit}$ $I_{L5} \leq \text{spec. limit}$ no short or open circuit total failure percentage: $\leq 1 \%$ |
| Shelf life (storage at high temperature) | IEC 60384-4/ EN130300 subclause 4.17 | $T_{amb} = 85 \text{ }^\circ\text{C}$; no voltage applied; 500 h after test: U_R to be applied for 30 min, 24 h to 48 h before measurement | $\Delta C/C$, $\tan \delta$, Z : for requirements see 'Endurance test' above $I_{L5} \leq 2 \times \text{spec. limit}$ |



Disclaimer

All product specifications and data are subject to change without notice.

Vishay Intertechnology, Inc., its affiliates, agents, and employees, and all persons acting on its or their behalf (collectively, "Vishay"), disclaim any and all liability for any errors, inaccuracies or incompleteness contained herein or in any other disclosure relating to any product.

Vishay disclaims any and all liability arising out of the use or application of any product described herein or of any information provided herein to the maximum extent permitted by law. The product specifications do not expand or otherwise modify Vishay's terms and conditions of purchase, including but not limited to the warranty expressed therein, which apply to these products.

No license, express or implied, by estoppel or otherwise, to any intellectual property rights is granted by this document or by any conduct of Vishay.

The products shown herein are not designed for use in medical, life-saving, or life-sustaining applications unless otherwise expressly indicated. Customers using or selling Vishay products not expressly indicated for use in such applications do so entirely at their own risk and agree to fully indemnify Vishay for any damages arising or resulting from such use or sale. Please contact authorized Vishay personnel to obtain written terms and conditions regarding products designed for such applications.

Product names and markings noted herein may be trademarks of their respective owners.