

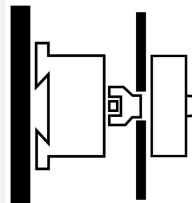




**DC switch-disconnector, 2 pole, 630 A, Without rotary handle and drive shaft, rear mounting**

**Part no.** DDC-630/2-SK  
**Article no.** 6098947

**Delivery programme**

Product range			DC switch-disconnector Main switch maintenance switch
Part group reference			DDC
Stop Function			optional Without rotary handle and drive shaft
Information about equipment supplied			auxiliary contact fitted by user.
Number of poles			2 pole
<b>Auxiliary contacts</b>			
		N/O	2
		N/C	2
Degree of Protection			IP20
Design			rear mounting 
Rated uninterrupted current	$I_u$	A	630

**Technical data**

<b>General</b>			
Standards			IEC/EN 60947, VDE 0660, IEC/EN 60204, Switch-disconnector according to IEC/EN 60947-3
Certifications			CE, RoHs
Ambient temperature			
Storage	$\theta$	°C	-40 - +80
Overvoltage category/pollution degree			III/3
Rated impulse withstand voltage	$U_{imp}$	kV	12
Rated insulation voltage	$U_i$	V	1200
Mounting position			As required
Protection against direct contact when actuated from front (EN 50274)			Finger and back-of-hand proof

<b>Contacts</b>			
Mechanical variables			
Number of poles			2 pole
Auxiliary contacts			
		N/O	2
		N/C	2
Electrical characteristics			
Rated uninterrupted current	$I_u$	A	630
Note on rated uninterrupted current $I_u$			Rated uninterrupted current $I_u$ is specified for max. cross-section.
Rated short-time withstand current (1 s current)	$I_{cw}$	$A_{rms}$	15000
Note on rated short-time withstand current $I_{cw}$			Current for a time of 1 second
Rated short-circuit making capacity	$I_{cm}$	$kA_{eff}$	25

## Switching capacity

Lifespan, mechanical	Operations		10000
DC			
Utilization category DC21B			
Rated operational current switch			
480 V	I <sub>e</sub>	A	630
600 V	I <sub>e</sub>	A	630
1000 V	I <sub>e</sub>	A	630

## Terminal capacities

Solid		mm <sup>2</sup>	2 x 185
Flat conductor connection with busbars		mm <sup>2</sup>	2 x (40 x 5)
Terminal screw			M10
Max. tightening torque		Nm	20

## Additional product information (links)

<b>IL008023ZU Switch disconnecter DDC, DC-Switch (Box 2)</b>	
IL008023ZU Switch disconnecter DDC, DC-Switch (Box 2)	<a href="ftp://ftp.moeller.net/DOCUMENTATION/AWA_INSTRUCTIONS/IL008023ZU2015_12.pdf">ftp://ftp.moeller.net/DOCUMENTATION/AWA_INSTRUCTIONS/IL008023ZU2015_12.pdf</a>
Technical overview cam switch, switch-disconnector	<a href="http://de.ecat.moeller.net/flip-cat/?edition=HPLTEv1&amp;startpage=4.2">http://de.ecat.moeller.net/flip-cat/?edition=HPLTEv1&amp;startpage=4.2</a>
System overview cam switch T	<a href="http://de.ecat.moeller.net/flip-cat/?edition=HPLTEv1&amp;startpage=4.4">http://de.ecat.moeller.net/flip-cat/?edition=HPLTEv1&amp;startpage=4.4</a>
System overview switch-disconnector P	<a href="http://de.ecat.moeller.net/flip-cat/?edition=HPLTEv1&amp;startpage=4.6">http://de.ecat.moeller.net/flip-cat/?edition=HPLTEv1&amp;startpage=4.6</a>
Key to part numbers Cam switch	<a href="http://de.ecat.moeller.net/flip-cat/?edition=HPLTEv1&amp;startpage=4.8">http://de.ecat.moeller.net/flip-cat/?edition=HPLTEv1&amp;startpage=4.8</a>
Key to part numbers Switch-disconnector	<a href="http://de.ecat.moeller.net/flip-cat/?edition=HPLTEv1&amp;startpage=4.8">http://de.ecat.moeller.net/flip-cat/?edition=HPLTEv1&amp;startpage=4.8</a>
Switches for ATEX	<a href="http://www.coopercrouse-hinds.eu/en/products/25-ex-safety-and-main-current-switches.html">http://www.coopercrouse-hinds.eu/en/products/25-ex-safety-and-main-current-switches.html</a>