
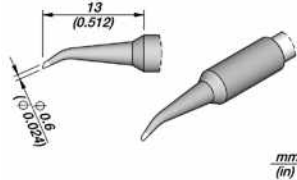

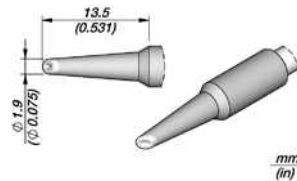
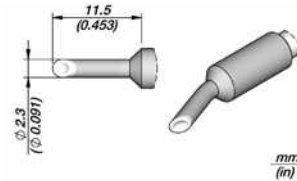
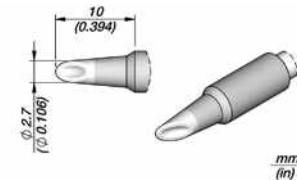
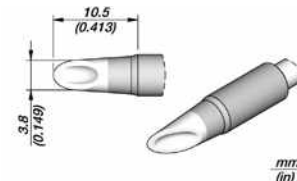

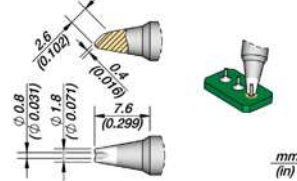
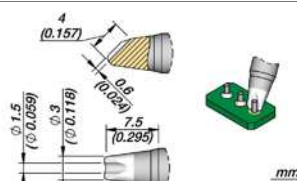
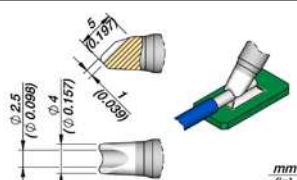


C245 Cartridges for T245 Handles

| | Ref. | Description | Image | Suggested components | Compatible with |
|---|-----------------|-------------------------------------|---|----------------------------------|---|
|  | C245-749 | Cartridge Bevel Bent Ø 0.6 S2 |  | Package 0603 Through hole | Stations: CD, CDE, DI, DDE, DME Tools: T245 range |
|  | C245-965 | Cartridge Spoon Ø 1.9 |  | Drag soldering | Stations: CD, CDE, DI, DDE, DME Tools: T245 range |
| | C245-067 | Cartridge Spoon Ø 2.3 |  | Drag soldering | Stations: CD, CDE, DI, DDE, DME Tools: T245 range |
| | C245-931 | Cartridge Spoon Ø 2.7 |  | Drag soldering | Stations: CD, CDE, DI, DDE, DME Tools: T245 range |
| | C245-938 | Cartridge Spoon Ø 3.8 |  | Drag soldering | Stations: CD, CDE, DI, DDE, DME Tools: T245 range |
|  | C245-790 | Cartridge Barrel Ø 0.8 |  | Through hole Cable sold/desol | Stations: CD, CDE, DI, DDE, DME Tools: T245 range |
| | C245-785 | Cartridge Barrel Ø 1.5 |  | Through hole Cable sold/desol | Stations: CD, CDE, DI, DDE, DME Tools: T245 range |
| | C245-763 | Cartridge Pin/Connector Ø 2.5 |  | Through hole Cable sold/desol | Stations: CD, CDE, DI, DDE, DME Tools: T245 range |