

292227-3 ✓ ACTIVE

## AMP Mini CT

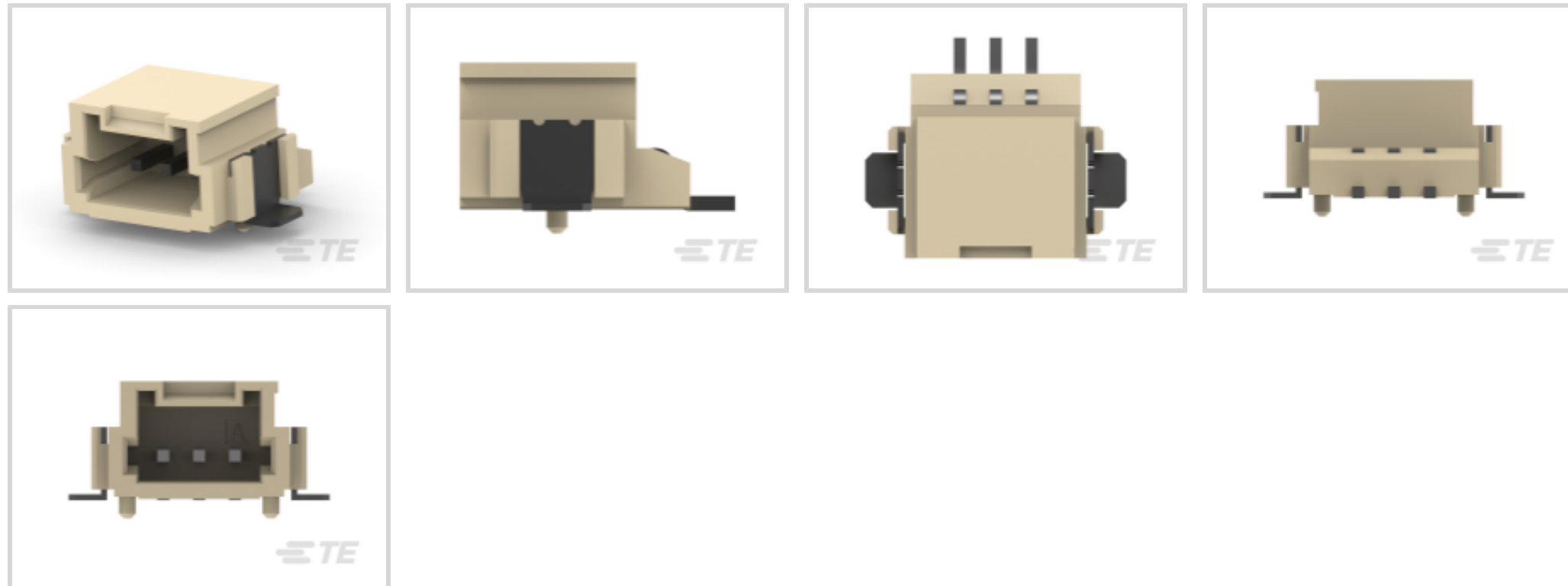
TE Internal #: 292227-3

AMP Mini CT, PCB Mount Header, Right Angle, Wire-to-Board, 3 Position, 1.5mm [.059in] Centerline, 1 Row, Pre-Tin, Natural Housing Color

[View on TE.com >](#)



Connectors > PCB Connectors > Wire-to-Board Connectors > Wire-to-Board Headers & Receptacles > MINI COMMON TERMINATION HEADERS



PCB Connector Assembly Type: **PCB Mount Header**

PCB Mount Orientation: **Right Angle**

Connector System: **Wire-to-Board**

Number of Positions: **3**

Centerline (Pitch): **1.5 mm [ .059 in ]**

[All MINI COMMON TERMINATION HEADERS \(341\)](#)

## Features

### Product Type Features

PCB Connector Assembly Type	PCB Mount Header
Connector System	Wire-to-Board
Header Type	Fully Shrouded
Sealable	No
Connector & Contact Terminates To	Printed Circuit Board

### Configuration Features

PCB Mount Orientation	Right Angle
Number of Positions	3
Number of Rows	1

### Electrical Characteristics

Operating Voltage	50 VAC
-------------------	--------

### Contact Features



Contact Layout	Inline
Contact Mating Area Length	2.4 mm[.095 in]
Mating Square Post Dimension	.5 mm[.02 in]
Contact Retention Within Housing	Without
PCB Contact Termination Area Plating Material Thickness	1 $\mu$ m[39.37 $\mu$ in]
Contact Shape & Form	Square
PCB Contact Termination Area Plating Material	Pre-Tin
Contact Base Material	Brass
Contact Mating Area Plating Material	Pre-Tin
Contact Mating Area Plating Material Finish	Matte
Contact Mating Area Plating Material Thickness	1 $\mu$ m[39.37 $\mu$ in]
Contact Type	Pin
Contact Current Rating (Max)	2 A

#### Termination Features

Square Termination Post & Tail Dimension	.5 mm[.02 in]
Termination Method to Printed Circuit Board	Surface Mount

#### Mechanical Attachment

PCB Mount Alignment Type	Locating Posts
Mating Alignment Type	Polarization
Mating Alignment	With
PCB Mount Retention Type	Solder Peg
Mating Retention Type	Latch
PCB Mount Alignment	With
Mating Retention	With
PCB Mount Retention	With
Connector Mounting Type	Board Mount

#### Housing Features

Centerline (Pitch)	1.5 mm[.059 in]
Housing Color	Natural
Housing Material	Nylon 6T

#### Dimensions

Connector Length	9 mm[.354 in]
Connector Height	7.7 mm[.303 in]



Connector Width	4.9 mm[.192 in]
PCB Thickness (Recommended)	.8 mm[.031 in]
Wire Size	28 – 24 AWG

### Usage Conditions

Operating Temperature Range	-22 – 221 °C[-30 – 105 °F]
-----------------------------	----------------------------

### Operation/Application

Assembly Process Feature	Pick and Place Cover
Circuit Application	Signal

### Industry Standards

UL Flammability Rating	UL 94V-0
Agency/Standard	UL
Agency/Standard Number	CSA, UL
CSA File Number	LR 7189-133
UL File Number	E28476

### Packaging Features

Packaging Quantity	200
Packaging Method	Reel

### Product Compliance

[For compliance documentation, visit the product page on TE.com>](#)

EU RoHS Directive 2011/65/EU	Compliant
EU ELV Directive 2000/53/EC	Compliant
China RoHS 2 Directive MIIT Order No 32, 2016	No Restricted Materials Above Threshold
EU REACH Regulation (EC) No. 1907/2006	Current ECHA Candidate List: JAN 2021 (211) Candidate List Declared Against: JAN 2021 (211) Does not contain REACH SVHC
Halogen Content	Not Low Halogen - contains Br or Cl > 900 ppm.
Solder Process Capability	Reflow solder capable to 245°C

#### Product Compliance Disclaimer

This information is provided based on reasonable inquiry of our suppliers and represents our current actual knowledge based on the information they provided. This information is subject to change. The part numbers that TE has identified as EU RoHS compliant have a maximum concentration of 0.1% by weight in homogenous materials for lead, hexavalent

chromium, mercury, PBB, PBDE, DBP, BBP, DEHP, DIBP, and 0.01% for cadmium, or qualify for an exemption to these limits as defined in the Annexes of Directive 2011/65/EU (RoHS2). Finished electrical and electronic equipment products will be CE marked as required by Directive 2011/65/EU. Components may not be CE marked. Additionally, the part numbers that TE has identified as EU ELV compliant have a maximum concentration of 0.1% by weight in homogenous materials for lead, hexavalent chromium, and mercury, and 0.01% for cadmium, or qualify for an exemption to these limits as defined in the Annexes of Directive 2000/53/EC (ELV). Regarding the REACH Regulation, the information TE provides on SVHC in articles for this part number is based on the latest European Chemicals Agency (ECHA) 'Guidance on requirements for substances in articles' posted at this URL: <https://echa.europa.eu/guidance-documents/guidance-on-reach>

## Compatible Parts



TE Part # CAT-AM7053-H8172  
Mini Common Termination (CT)  
Housings



TE Part # 1-353293-3  
MINI CT MT REC ASSY 13P GRAY



TE Part # 5-353293-3  
MINI CT MT REC ASSY 3P BLUE



TE Part # 353293-3  
MINI CT MT REC ASSY 3P GRAY




TE Part # 2-353293-3  
1.5MM CT MT REC ASS'Y 3P BLACK



TE Part # CAT-AM7053-C7671  
MINI COMMON TERMINATION  
CONTACTS



TE Part # CAT-AM7017-H8172  
AMP COMMON TERMINATION  
HOUSINGS



TE Part # 2058943-2  
Cable Assembly Mini CT 3 pos.




TE Part # 1903108-1  
MINI CT CABLE ASSY 3P REC GOLD  
PLT.


## Also in the Series | AMP Mini CT



PCB Connector Mounting(10)



Wire-to-Board Connector Assemblies  
& Housings(172)



Wire-to-Board Connector Contacts(4)



Wire-to-Board Headers & Receptacles  
(332)

## Customers Also Bought



## Documents

### Product Drawings

1.5 MINI CT SGL H SMT W BOSS 3

English

### CAD Files

3D PDF

3D

Customer View Model

[ENG\\_CVM\\_CVM\\_292227-3\\_A1.2d\\_dxf.zip](#)

English

Customer View Model

[ENG\\_CVM\\_CVM\\_292227-3\\_A1.3d\\_igs.zip](#)

English

Customer View Model

[ENG\\_CVM\\_CVM\\_292227-3\\_A1.3d\\_stp.zip](#)

English

By downloading the CAD file I accept and agree to the [Terms and Conditions](#) of use.



### Datasheets & Catalog Pages

[6-1773454-5\\_AMP\\_Mini\\_CT\\_Connector\\_Series\\_QRG](#)

English

---

### Product Specifications

[Application Specification](#)

English

---

### Product Environmental Compliance

[MD\\_292227-3\\_03132018645\\_dmtec](#)

English

[MD\\_292227-3\\_03132018645\\_dmtec](#)

English

---

### Agency Approvals

[UL](#)

English