


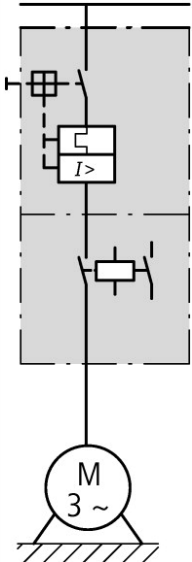


DOL starter on feeder system adapter, 3-pole, 0.55 kW/400 V/AC-3, 100 kA, DC operated



Part no. MSC-DM-1,6-M7(24VDC)/MSFA
Catalog No. 191106
Eaton Catalog No. XTSC1P6B007BMTDNL-FS

Delivery program

Basic function			DOL starters (complete devices)
Basic device			MSC
			
Notes			Also suitable for motors with efficiency class IE3. IE3-ready devices are identified by the logo on their packaging.
Motor ratings			
Motor rating			
AC-3			
380 V 400 V 415 V	P	kW	0.37 0.55
Rated operational current	I_e	A	1.1 1.5
Rated short-circuit current 380 - 415 V	I_q	kA	100
Setting range			
Setting range of overload releases 	I_r	A	1 - 1.6
Non-delayed 	I_{rm}	A	24.8
Coordination			Type of coordination "1" Type of coordination "2"
Contact sequence			
Actuating voltage			24 V DC DC voltage
Motor-protective circuit-breakers PKZM0-1,6			
Contactor DILM7-10(...)			
DOL starter wiring set			

Technical data

General

Standards			UL 508 (on request) CSA C 22.2 No. 14 (on request)
-----------	--	--	---

Main conducting paths

Rated impulse withstand voltage	U_{imp}	V AC	6000
Overvoltage category/pollution degree			III/3
Rated operational voltage	U_e	V	230 - 415
Rated operational current			
Open, 3-pole: 50 – 60 Hz			
380 V 400 V	I_e	A	1.6

Additional technical data

Motor protective circuit breaker PKZM0, PKE			PKZM0 motor-protective circuit-breakers, see motor-protective circuit-breakers/ PKZM0 product group DILM contactors, see contactor product group DILET timing relay, ETR, see contactors, electronic timing relays product group
---	--	--	---

Power consumption

DC operated	Sealing	W	2.6
-------------	---------	---	-----

Design verification as per IEC/EN 61439

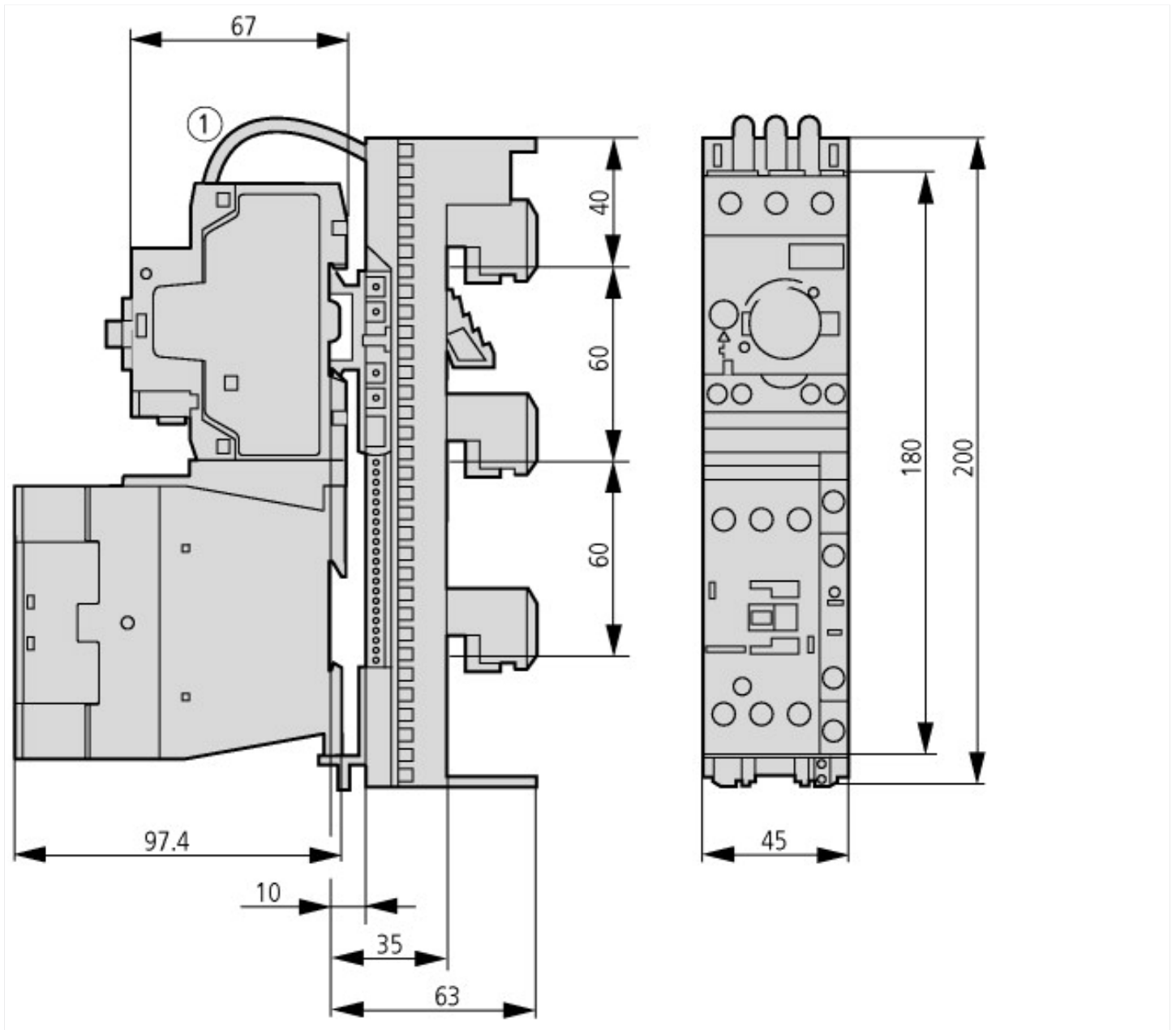
Technical data for design verification			
Operating ambient temperature max.		°C	-25
Operating ambient temperature max.		°C	55

Technical data ETIM 6.0

Low-voltage industrial components (EG000017) / Motor starter/Motor starter combination (EC001037)			
Electric engineering, automation, process control engineering / Low-voltage switch technology / Load breakout, motor breakout / Motor starter combination (ecl@ss8.1-27-37-09-05 [AJZ718010])			
Kind of motor starter			Direct starter
With short-circuit release			Yes
Rated control supply voltage U_s at AC 50HZ		V	0 - 0
Rated control supply voltage U_s at AC 60HZ		V	0 - 0
Rated control supply voltage U_s at DC		V	24 - 24
Voltage type for actuating			DC
Rated operation power at AC-3, 230 V, 3-phase		kW	0.25
Rated operation power at AC-3, 400 V		kW	0.55
Rated power, 460 V, 60 Hz, 3-phase		kW	0
Rated power, 575 V, 60 Hz, 3-phase		kW	0
Rated operation current I_e		A	1.5
Rated operation current at AC-3, 400 V		A	1.6
Overload release current setting		A	1 - 1.6
Rated conditional short-circuit current, type 1, 480 Y/277 V		A	0
Rated conditional short-circuit current, type 1, 600 Y/347 V		A	0
Rated conditional short-circuit current, type 2, 230 V		A	50000
Rated conditional short-circuit current, type 2, 400 V		A	50000
Number of auxiliary contacts as normally open contact			1
Number of auxiliary contacts as normally closed contact			0
Ambient temperature, , upper operating limit		°C	60
Temperature compensated overload protection			Yes
Release class			CLASS 10
Type of electrical connection of main circuit			Screw connection
Type of electrical connection for auxiliary- and control current circuit			Screw connection
Rail mounting possible			Yes
Degree of protection (IP)			IP20
Supporting protocol for TCP/IP			No
Supporting protocol for PROFIBUS			No

Supporting protocol for CAN		No
Supporting protocol for INTERBUS		No
Supporting protocol for ASI		No
Supporting protocol for MODBUS		No
Supporting protocol for Data-Highway		No
Supporting protocol for DeviceNet		No
Supporting protocol for SUCONET		No
Supporting protocol for LON		No
Supporting protocol for PROFINET IO		No
Supporting protocol for PROFINET CBA		No
Supporting protocol for SERCOS		No
Supporting protocol for Foundation Fieldbus		No
Supporting protocol for EtherNet/IP		No
Supporting protocol for AS-Interface Safety at Work		No
Supporting protocol for DeviceNet Safety		No
Supporting protocol for INTERBUS-Safety		No
Supporting protocol for PROFIsafe		No
Supporting protocol for SafetyBUS p		No
Supporting protocol for other bus systems		No

Dimensions



Additional product information (links)

IL034030ZU Electrical connector	
IL034030ZU Electrical connector	ftp://ftp.moeller.net/DOCUMENTATION/AWA_INSTRUCTIONS/IL034030ZU2015_04.pdf
IL015082ZU Adapter	
IL015082ZU Adapter	ftp://ftp.moeller.net/DOCUMENTATION/AWA_INSTRUCTIONS/IL015082ZU2017_05.pdf
Motor starters and "Special Purpose Ratings" for the North American market	http://www.moeller.net/binary/ver_techpapers/ver953en.pdf
Busbar Component Adapters for modern Industrial control panels	http://www.moeller.net/binary/ver_techpapers/ver960en.pdf